

Steelers

2011
SEASON IN REVIEW

2011 FINAL NFL REGULAR-SEASON STANDINGS

AMERICAN FOOTBALL CONFERENCE

East Division

	<u>W</u>	<u>L</u>	<u>T</u>	<u>Pct.</u>	<u>Pts</u>	<u>OP</u>
*-New England	13	3	0	.813	513	342
New York Jets	8	8	0	.500	377	363
Miami	6	10	0	.375	329	313
Buffalo	6	10	0	.375	372	434

North Division

	<u>W</u>	<u>L</u>	<u>T</u>	<u>Pct.</u>	<u>Pts</u>	<u>OP</u>
y-Baltimore	12	4	0	.750	378	266
x-Pittsburgh	12	4	0	.750	325	227
x-Cincinnati	9	7	0	.563	344	323
Cleveland	4	12	0	.250	218	307

South Division

	<u>W</u>	<u>L</u>	<u>T</u>	<u>Pct.</u>	<u>Pts</u>	<u>OP</u>
y-Houston	10	6	0	.625	381	278
Tennessee	9	7	0	.563	325	317
Jacksonville	5	11	0	.313	243	329
Indianapolis	2	14	0	.125	243	430

West Division

	<u>W</u>	<u>L</u>	<u>T</u>	<u>Pct.</u>	<u>Pts</u>	<u>OP</u>
y-Denver	8	8	0	.500	309	390
San Diego	8	8	0	.500	406	377
Oakland	8	8	0	.500	359	433
Kansas City	7	9	0	.438	212	338

*-Clinched home-field advantage

y-Clinched division title

x-Clinched playoff berth

AFC Seeds:

1. New England (AFC East champion)
2. Baltimore (AFC North champion)
3. Houston (AFC South champion)
4. Denver (AFC West champion)
5. **Pittsburgh**
6. Cincinnati

NFC Seeds:

1. Green Bay (NFC North champion)
2. San Francisco (NFC West champion)
3. New Orleans (NFC South champion)
4. New York Giants (NFC East champion)
5. Atlanta
6. Detroit

NATIONAL FOOTBALL CONFERENCE

East Division

	<u>W</u>	<u>L</u>	<u>T</u>	<u>Pct.</u>	<u>Pts</u>	<u>OP</u>
y-New York Giants	9	7	0	.563	394	400
Philadelphia	8	8	0	.500	396	328
Dallas	8	8	0	.500	369	347
Washington	5	11	0	.313	288	367

North Division

	<u>W</u>	<u>L</u>	<u>T</u>	<u>Pct.</u>	<u>Pts</u>	<u>OP</u>
*-Green Bay	15	1	0	.938	560	359
x-Detroit	10	6	0	.625	474	387
Chicago	8	8	0	.500	353	341
Minnesota	3	13	0	.188	340	449

South Division

	<u>W</u>	<u>L</u>	<u>T</u>	<u>Pct.</u>	<u>Pts</u>	<u>OP</u>
y-New Orleans	13	3	0	.813	547	339
x-Atlanta	10	6	0	.625	402	350
Carolina	6	10	0	.375	406	429
Tampa Bay	4	12	0	.250	287	494

West Division

	<u>W</u>	<u>L</u>	<u>T</u>	<u>Pct.</u>	<u>Pts</u>	<u>OP</u>
y-San Francisco	13	3	0	.813	380	229
Arizona	8	8	0	.500	312	348
Seattle	7	9	0	.438	321	315
St. Louis	2	14	0	.125	193	407



Pittsburgh Steelers

2011 Season in Review



TABLE OF CONTENTS

- 2011 Final NFL Standings
- 2011 Season at a Glance
- Head Coach Mike Tomlin Bio
- Tomlin end of the season Press Conference Transcript
- 2011 Season in review**
- Season-in-Review Notes
- Game Summaries
- Steelers 2011 Attendance Facts
- AFC North Playoff Race Week-by-Week
- Steelers NFL Rankings
- Steelers in Domes (since 1970)
- Steelers Rushing/Receiving Combinations
- Steelers Quarterbacks Starting Records
- Steelers All-Time Leaders
- 2011 final Rosters/Depth Chart**
- Depth Chart/Final Rosters
- Roster Moves
- How the 2011 Steelers Were Built
- 2011 STEELERS**
- Updated Bios, Supplemental Bios
- 2011 FINAL PRESEASON STATS**
- Preseason Statistics (Off./Def./Spec. Teams)
- Preseason Starting Lineups
- 2011 FINAL REGULAR-SEASON STATS**
- Statistics (Offense/Def./Spec. Teams)
- Starting Lineups, Player Participation
- Individual Highs
- Drive Engineering, Scoring Drives
- Third/Fourth Down Conversions
- 2011 FINAL REGULAR-SEASON MISC. STATS**
- Steelers/Opponents Long Plays
- Game-by-Game Off./Def./Spec. Teams
- Top Individual Performances
- Quarterback Sacks/Hurries/Pressures
- Passes Defensed
- Blocked Kicks/Forced Turnovers-Results
- Game-by-Game Turnovers/Ratio
- Week-by-Week Rankings
- Opposing Quarterbacks vs. Steelers
- Individual Statistics By-The-Half
- Steelers/Opening Drives By-The-Half
- 2011 FINAL POSTSEASON STATS**
- Statistics (Offense/Def./Spec. Teams)
- Starting Lineups, Player Participation
- Individual Highs
- Drive Engineering, Scoring Drives
- Third/Fourth Down Conversions
- 2011 FINAL POSTSEASON MISC. STATS**
- Steelers/Opponents Long Plays
- Game-by-Game Off./Def./Spec. Teams
- Steelers/Opening Drives By-The-Half
- Top Individual Performances
- Quarterback Sacks/Hurries/Pressures
- Passes Defensed
- Blocked Kicks/Forced Turnovers-Results
- Game-by-Game Turnovers/Ratio
- Opposing Quarterbacks vs. Steelers
- Individual Statistics By-The-Half
- STEELERS POSTSEASON HISTORY**
- Steelers in the Postseason
- Steelers Postseason Experience
- Steelers Postseason Records
- Steelers Postseason Game Summaries

Pittsburgh Steelers 2011 Schedule/Results

Preseason (3-1)

Friday, Aug. 12	at Washington	L, 7-16 (KDKA)
Thursday, Aug. 18	PHILADELPHIA	W, 24-14 (FOX)
Saturday, Aug. 27	ATLANTA	W, 34-16 (KDKA)
Thursday, Sept. 1	at Carolina	W, 33-17 (KDKA)

Regular Season (12-4)

Sunday, Sept. 11	at Baltimore	L, 7-35 (CBS)
Sunday, Sept. 18	SEATTLE	W, 24-0 (FOX)
Sunday, Sept. 25	at Indianapolis	W, 23-20 (NBC)
Sunday, Oct. 2	at Houston	L, 10-17 (CBS)
Sunday, Oct. 9	TENNESSEE	W, 38-17 (CBS)
Sunday, Oct. 16	JACKSONVILLE	W, 17-13 (CBS)
Sunday, Oct. 23	at Arizona	W, 32-20 (CBS)
Sunday, Oct. 30	NEW ENGLAND	W, 25-17 (CBS)
Sunday, Nov. 6	BALTIMORE	L, 20-23 (NBC)
Sunday, Nov. 13	at Cincinnati	W, 24-17 (CBS)
Sunday, Nov. 20	BYE	
Sunday, Nov. 27	at Kansas City	W, 13-9 (NBC)
Sunday, Dec. 4	CINCINNATI	W, 35-7 (CBS)
Thursday, Dec. 8	CLEVELAND	W, 14-3 (NFL Net./KDKA)
Monday, Dec. 19	at San Francisco	L, 3-20 (ESPN)
Saturday, Dec. 24	ST. LOUIS	W, 27-0 (FOX)
Sunday, Jan. 1	at Cleveland	W, 13-9 (CBS)

Postseason (0-1)

Sunday, Jan. 8	at Denver	L, 23-29 (CBS)
----------------	-----------	----------------

NOTE: Home games in **Bold/CAPS**.

Steelers 2012 Home Opponents: Baltimore Ravens, Cincinnati Bengals, Cleveland Browns, Kansas City Chiefs, San Diego Chargers, New York Jets, Philadelphia Eagles, Washington Redskins

Steelers 2012 Away Opponents: Baltimore Ravens, Cincinnati Bengals, Cleveland Browns, Denver Broncos, Oakland Raiders, Tennessee Titans, Dallas Cowboys, New York Giants

2011 AFC North Final Standings

<u>Team</u>	<u>W</u>	<u>L</u>	<u>T</u>	<u>Pct.</u>	<u>PF</u>	<u>PA</u>	<u>Home</u>	<u>Road</u>	<u>AFC</u>	<u>NFC</u>	<u>DIV</u>
z-Baltimore	12	4	0	.750	378	266	8-0	4-4	9-3	3-1	6-0
y-Pittsburgh	12	4	0	.750	325	227	7-1	5-3	9-3	3-1	4-2
y-Cincinnati	9	7	0	.563	344	323	4-4	5-3	6-6	3-1	2-4
Cleveland	4	12	0	.250	218	307	3-5	1-7	3-9	1-3	0-6

z-Clinched division title
y-Clinched Wild Card berth

www.steelers.com

For all of the most up-to-date information on the Pittsburgh Steelers, visit the team's official web site at www.steelers.com. Updated daily, the web site has the most extensive information on upcoming games and the most comprehensive news on the Steelers.

Mike Tomlin Bio

Mike Tomlin was named the 16th head coach in Pittsburgh Steelers history on Jan. 22, 2007. Hired at the age of 34, Tomlin became only the third head coach hired by the Steelers since 1969.

Tomlin became the youngest head coach in NFL history to both coach in and win a Super Bowl when he led the Steelers to a 27-23 victory over the Arizona Cardinals in Super Bowl XLIII. By winning the Super Bowl in only his second season as a head coach, he also became the fastest to win a Super Bowl title in Steelers' history.

In Tomlin's five years as head coach, he has guided the Steelers' defense to the NFL's top ranking in total defense three times. He has also sent a total of 36 selections to the league's annual Pro Bowl, including five following the 2011 season. Tomlin has reached the playoffs four times in his first five seasons, including two trips to the Super Bowl (winning Super Bowl XLIII).

Tomlin is one of only seven coaches in league history to win a Super Bowl within his first two seasons as an NFL head coach. Tomlin is the only head coach in Steelers history to lead the team to two Super Bowls in his first four seasons at the helm, including an appearance against the Green Bay Packers in Super Bowl XLV. He is one of only two Steelers' head coaches to win three division titles in his first four seasons.

Tomlin has compiled a 55-25 record in the regular season during his five-year head coaching career. His .688 winning percentage in his first five seasons is the best in team history and it is the highest winning percentage amongst active NFL coaches. In 2011, Tomlin led the Steelers to a 12-4 record, marking the second straight season the team has posted 12 wins, which marks only the second time in team history it has been achieved.

The Steelers finished the 2011 season with the top-ranked total defense (271.8 ypg) and scoring defense (14.2 ppg). Pittsburgh posted a 7-1 record at home in 2011, upping his record at Heinz Field in his five seasons as head coach to 31-9. Tomlin's seven road wins during the regular season tied a Steelers record previously set in 1978, 2004 and 2010. He also had five players (QB Ben Roethlisberger, WR Mike Wallace, C Maurkice Pouncey, S Troy Polamalu and KR/WR Antonio Brown) selected to the Pro Bowl following the season.

The Steelers finished second in total defense under Tomlin's guidance in 2010, allowing only 276.8 yards per game. Pittsburgh led the NFL and set a team record in rushing defense, yielding only 62.8 yards per game (1,004 yards), the third-best total in NFL history dating back to 1970. The Steelers also established an NFL record in 2010 by not allowing an opponent to rush for more than 75 yards in any of their first eight games during the regular season.

In all, the Steelers defense led the NFL in 2010 in rushing yards allowed, points allowed (232), touchdowns (22), quarterback sacks (48), rushing average (3.0), yards per play (4.5) and yards allowed on first down (4.08). It finished second in the league in passing average (6.31), turnover advantage (+14) and red-zone efficiency (40.0, tied).

Under Tomlin, the Steelers broke new ground on offense in 2009. Pittsburgh's offense ranked seventh in the NFL (ninth passing, 19th rushing) but became the first unit in team history to boast a 4,000-yard passer (Roethlisberger), two 1,000-yard receivers (WR Hines Ward, WR Santonio Holmes) and a 1,000-yard rusher (RB Rashard Mendenhall) in the same season. Pittsburgh's defense ranked fifth in the NFL (third vs. run, 16th vs. pass) while leading the AFC and finishing one shy of the NFL lead with 47 quarterback sacks.

The Steelers continued to be dominant at Heinz Field under Tomlin in 2009. Pittsburgh finished with a 6-2 home record in 2009 after finishing 7-1 (2007) and 6-2 (2008) at home during Tomlin's first two seasons.

Tomlin finished the 2008 season with a 12-4 record and his second consecutive AFC North Division title, becoming the only Steelers head coach to win division crowns in each of his first two seasons. He also set a record with 22 regular-season wins in his first two years at the helm and is the only Steelers head coach to win at least 10 games in each of his first two seasons. Tomlin's .688 winning percentage (22-10) after two years is the best in Steelers' history.

The Steelers' defense was dominant under Tomlin's guidance in 2008, leading the NFL in total defense (237.2), pass defense (156.9), points per game (13.9), total yards per play (3.9), rushing yards per attempt (3.3), passing yards per attempt (4.7) and third-down efficiency (31.4), while finishing second in rushing defense (80.3).

Tomlin led the Steelers to a 10-6 record in 2007 and became just the second coach in team history to post a winning record, win a division title and earn a playoff berth in his inaugural season. Tomlin began his head coaching career by becoming only the second Steelers' head coach to win his first three games. During 2007, the Steelers became just the fifth team in NFL history to win their first four home games by at least 20 points.

Tomlin guided the Steelers to the NFL's top-ranked defense in 2007, yielding only 266.4 yards per game. The Steelers' defense ranked third in the NFL against both the run (89.9 avg.) and pass (176.5 avg.), and it also finished third in the league in total yards allowed per play (4.6). Pittsburgh's defense led the NFL in passing yards per play (5.7) and first downs allowed per game (15.6), and finished second in the league in points allowed per game (16.8).

The Steelers' offense finished third in the NFL in rushing (135.5 avg.) during Tomlin's first season, sparked by running back Willie Parker, who led the league in rushing before injuring his leg in Week 16. Roethlisberger enjoyed a record-setting season during Tomlin's first year, establishing new team records for touchdown passes (32) and passer rating (104.1) while earning his first career Pro Bowl appearance.

Tomlin was the NFL's second-youngest head coach in 2007, and he became only the second Steelers' coach in team history to win at least 10 games during his first year at the helm. The Steelers posted a 7-1 record at home in 2007 and were 5-1 in the AFC North (3-0 at home).

Tomlin spent the 2006 season as the Minnesota Vikings' defensive coordinator. Under Tomlin in 2006, the Vikings ranked eighth in the NFL in total defense and first against the run while not allowing a 100-yard rusher the entire season.

Tomlin was the defensive backs coach with the Tampa Bay Buccaneers from 2001-05. In 2002, Tomlin guided one of the most productive defensive backfields in the NFL, culminating with its performance in Super Bowl XXXVII. The secondary recorded four of the team's five interceptions, returning two for touchdowns, to help Tampa Bay capture the franchise's first Super Bowl title.

Before joining Tampa Bay's staff, Tomlin served two seasons as the defensive backs coach at the University of Cincinnati (1999-00). He took over a secondary that ranked 111th in the nation in pass defense in 1998 and helped them improve to 61st overall in his first season. Under Tomlin's direction in 2000, the Bearcats ranked eighth in the nation in interceptions as well as fourth nationally in total turnovers.

Prior to joining the Cincinnati staff, Tomlin had a short stint on the coaching staff at Tennessee-Martin and then spent two seasons at Arkansas State where he coached wide receivers in 1997 before switching to defensive backs in 1998. Tomlin spent the 1996 season as a graduate assistant at the University of Memphis, where he worked with the Tiger defensive backs and special teams units. He began his coaching career in 1995 as wide receivers coach at Virginia Military Institute.

Tomlin was a three-year starter at wide receiver at William and Mary (1990-94) and finished his career with 101 receptions for 2,054 yards and 20 TD catches. A first-team All-Yankee Conference selection in 1994, he established a school record with a 20.2 yards-per-catch average.

Coach Tomlin Press Conference January 9, 2012



Coach Tomlin: Good afternoon. We are still coming to grips with what happened last night and how it unfolded, and the fact that our journey has come to an end. We acknowledge that there can only be one, and it's not us this year. That's what stings. Not only was it a goal but it's what we were working towards. There are always tough feelings that come with that. That's part of this deal. We will move forward. At the appropriate time, we will start the process of chasing it again in 2012. I am extremely proud of the group of men that represent us, and what they are willing to do, more than what they are capable of doing. What they are capable of is impressive but I respect what those men are willing to do, not only in terms of the cause but what they do for one another. I enjoyed this group. A quick assessment of some injuries, we had three significant ones in the game. Max Starks had an ACL injury of some description. He is getting that looked at here today to determine whether or not surgery will be required. Same can be said for Casey Hampton. He has an ACL injury. He will be evaluated today to see if he will require surgery. Brett Keisel has a significant groin injury. He's getting that looked at today to see if he will need surgery. All the other injuries you know about. Those guys are all in the process of rehabilitation. Our philosophy as we push into the offseason is to attack these issues and to be aggressive in dealing with them. We want to do them sooner rather than later, if procedures are going to be required. What we are going to do here over the next several days is wrap a bow around all of the operations. We are going to visit with people, housekeeping-type things. We will start the process of building for 2012. Yesterday was a losing performance by us. We tip our cap to the Denver Broncos, and we will join the rest of the league in watching those guys move forward to Indianapolis.

At some point did it seem that injuries were piling up and a lot of the veterans were out?

That's a human response, but not for long. You can't have those moments and do what we are trying to do, which of course is to win. Injuries are a part of the game. You aren't going to be so fortunate that you don't have to deal with them. We dealt with them to the best of our abilities, and it is what it is. We feel like we are fully capable of playing winning football with the men that we had out there last night, and obviously we didn't do the job.

Would you attack Tim Tebow the same way?

Probably, the responsibilities associated with defending their run gaps kind of dictated at times how you attack them. Obviously they made some nice plays on us, and in hindsight you would analyze with a fine tooth comb some of the things you did, but I think your options are limited in terms of how you attack them because of run gap responsibilities.

What was Mundy's responsibility and read on the last play of the game?

I am not going to get into Mundy's individual responsibilities or alignments on that particular play. What I will say is that they made a nice football play, and obviously we didn't

Why would you go coverage-zero in that situation?

We had done it in several instances leading up to that point. It wasn't zero particularly, by the way, it was zone coverage, and it was just inverted, so that the safeties could fit in the run box. If you guys want to get into the specifics of football, so it was an inverted-zone coverage where the safeties were close to the line of scrimmage so they could play alley responsibilities in terms of the run game, and they had a nice play-action on us.

It seemed more high risk than what you do traditionally.

No, we have done that, and done it a bit particularly versus a wildcat and wildcat type attacks, and formations and things.

Coach Tomlin Press Conference January 9, 2012



Will Maurkice Pouncey need surgery?

Potentially, we are going to see specifically what his situation is, and how we can best move forward into 2012, and if that includes surgery, obviously we will explore doing that. There are a lot of people of course that are playing with injury, and discomfort, and so forth. Surgery might be an option for those guys. Doug Legursky, has been dealing a shoulder situation. There are a myriad of those things. That is part of the process we are going through as we speak right now, 12 o'clock today. Some of the exit physicals and interview processes started.

Did the lockout affect Pouncey to not get the proper care needed for his ankle during the offseason or is the aggravation of his ankle just football?

It's just football, as far as I am concerned. I hadn't looked at the lockout's affect on things of that nature. It is just something that we have dealt with for a better part of the season, obviously, but it is just football.

Is Ben a candidate for surgery?

No, I don't think he is going to be a candidate for surgery.

Have you seen Tim Tebow throw with such frequency?

He threw some very accurate passes down the field to some big guys who made nice plays on it. Sometimes people are going to throw and catch balls. I thought the run after was significant on a number of them, or their ability to create yardage after the catch. Sometimes guys are going to make nice throws, and have challenged catches on you, and you tackle them immediately and it minimizes the damage. In many of those instances they were able to reel up significant amounts of yardage after the catch.

Is it unfair to say that your game plan showed that you didn't think Tebow was capable of doing it?

Anything is fair at this juncture. We accept responsibility for losing. We understand what comes with that.

Do you anticipate both of your coordinators returning?

I anticipate it, but of course we all understand what the end of the season is about, and movement is a part of it in today's NFL for players and coaches. We are going to try to maintain continuity like we always do. We believe that is a benefit to us, but we also understand that things can happen, and we will deal with those as they arrive?

How much of a say when it comes to Bruce Arians do you give Ben in a decision like that?

None. Not from a coaches perspective. Not from a staff building perspective. None. Of course just in terms of hearing his opinion from a players-coach relationship, the same amount of say that you give anybody that is in a significant position of contribution to our football team

Re: The identity of the team changing:

There's always going to be changes. There are changes every year. I am not going to sit here and pretend like there's not going to be changes. To what extent, at this point I am not ready to address. That's why I enjoy these journeys. They are precious. At the end of this thing, the wheels do continue to turn. There will be some changes. We will see where this all takes us. Right now, I just have a great deal of respect and appreciation for the men in that room and what they are willing to do for us this year.

Coach Tomlin Press Conference January 9, 2012



Will there be more change than in the past?

I don't want to quantify it again, because I would be speculating. I just acknowledge that change is a part of this thing.

When do you look at the roster and decide when to move forward?

Formally and informally it starts immediately. I think that's how we are wired. I love what I do. The wheels continue to turn, and it's time to start building for 2012. Informally it's already started. That's what this thing is all about.

Re: Ike Taylor's performance last night versus his overall season:

Such is life in the NFL. We have a great deal of respect for Taylor and what he's willing to do for us. That's one of the guys that I think about when I talk about what the group is willing to do for us. Week-in and week-out he's willing to step in and accept the challenge of covering tough receivers. Guys like Lawrence Timmons, who will play anywhere we ask them to play, due to injuries to other players, I just like the contributions of all the men.

How far were you going to let Shaun Suisham kick at the end of regulation?

We were comfortable anywhere from the low-to-mid 50s. Obviously it didn't develop.

Was there anything you would have done differently with managing the clock?

I hadn't thought a great deal about it, to be honest with you. Hindsight is just that.

Re: Maurkice Pouncey being upset with fans on Twitter, and did you talk to him about it?

I hadn't seen him since last night.

Have any of the players that had season-ending surgeries talked with you about retiring?

We haven't had any of those discussions yet. I acknowledge that this is still pretty fresh in our minds. We just got back a few hours ago. None of those things have had time to develop as of yet.

What does Hines Ward mean to this team, organization and city?

I don't know what I can say about Ward that hasn't already been said. We love Hines.

Re: Calling timeout when Emmanuel Sanders rolled out of bounds:

The referee was winding the clock, saying that Sanders was inbounds. That's why I called time out. He did roll out of bounds but the referee that was right in front of me was acknowledging that it was an inbounds play. The clock was going to run so I called timeout.

Any updates on Coach Kirby Wilson?

Not right now. No.



2011 Season In Review

- ✦ **Season-in-Review Notes**
- ✦ **Game Summaries**
- ✦ **Steelers 2011 Attendance Facts**
- ✦ **AFC North Playoff Race Week-by-Week**
- ✦ **Steelers NFL Rankings**
- ✦ **Steelers in Domes (Since 1970)**
- ✦ **Steelers Rushing/Receiving Combinations**
- ✦ **Steelers Quarterbacks Starting Records**
- ✦ **Steelers All-Time Leaders**



2011 Season-in-Review Notes

STEELERS POSTSEASON INFORMATION

Steelers' Postseason Notes:

• With a 29-23 overtime loss to the Denver Broncos in the Wild Card round of the 2011 Playoffs, the Steelers fell to 4-4 all-time in Wild Card Playoff games.

Pittsburgh has responded well after losing in the Wild Card Round. Two of the three times the Steelers went on to win a Super Bowl (IX, XLIII) the season after they lost a Wild Card Playoff game. The other loss was followed by a four-point loss in the AFC Championship the next season.

The following is a look at Pittsburgh's all-time results in Wild Card Games:

Date	Opponent	Result
12/22/73	at Oakland Raiders	L, 14-33
12/31/89	Houston Oilers	W, 26-23
1/8/94	at Kansas City Chiefs	L, 24-27 (OT)
12/29/96	Indianapolis Colts	W, 42-14
1/5/03	Cleveland Browns	W, 36-33
1/8/06	at Cincinnati Bengals	W, 31-17
1/5/07	Jacksonville Jaguars	L, 31-29
1/8/12	at Denver Broncos	L, 29-23

• Pittsburgh's 29-23 overtime loss at Denver this postseason was the fifth overtime postseason game in Steelers' history. Pittsburgh is 2-3 in those contests (1-3 on the road), with all games being decided by three points (except for the Broncos game). All three of the Steelers' losses have come on the road. Below is a list of all the overtime games Pittsburgh has played in the postseason:

Date	Opponent	Result	Round
12/31/89	@ Houston	W 26-23	Wild Card
1/8/94	@ Kansas City	L 24-27	Wild Card
1/11/03	@ Tennessee	L 31-34	Divisional
1/15/05	vs. New York Jets	W 20-17	Divisional
1/8/12	@ Denver	L 23-29	Wild Card

- The Steelers are 2-1 on the road in the Wild Card round.
- In 2005, the Steelers became the first No. 6 seed in NFL history to win the Super Bowl. Since then two other Wild Card teams have gone on to win the Super Bowl ('10 Green Bay, sixth seed and '07 Giants, fifth seed).
- The Steelers are 33-22 (.600) in the postseason, including a 20-10 record at home, a 7-10 mark on the road and a 6-2 record at neutral sites (Super Bowls IX, X, XIII, XIV, XXX, XL, XLIII and XLV).
- The Steelers have played in the Super Bowl three times since 2005. Pittsburgh's eight trips to the Super Bowl are tied for the most in NFL history with the Dallas Cowboys. The Steelers' six wins in the Super Bowl are the most in league history.
- The following is a look at Pittsburgh's Super Bowl history:

Date	Opponent	Result	Site
1/12/75	Minnesota Vikings	W, 16-6	New Orleans, La.
1/18/76	Dallas Cowboys	W, 21-17	Miami, Fla.
1/21/79	Dallas Cowboys	W, 35-31	Miami, Fla.
1/20/80	L.A. Rams	W, 31-19	Pasadena, Calif.
1/28/96	Dallas Cowboys	L, 17-27	Tempe, Ariz.
2/5/06	Seattle Seahawks	W, 21-10	Detroit, Mich.
2/1/09	Arizona Cardinals	W, 27-23	Tampa, Fla.
2/6/11	Green Bay Packers	L, 25-31	Arlington, Texas

- Head Coach **Mike Tomlin** is only the second coach in NFL history to reach two Super Bowls in his first four seasons as a head coach (Joe Gibbs - Washington Redskins).
- The Steelers are 5-3 during the **Mike Tomlin** era in the postseason, with all three losses being by six points or less.
- Pittsburgh has played in 55 playoff games, which is second all-time behind Dallas (58).

- The Steelers have won nine of their last 12 postseason games.
- **Mike Tomlin** is the youngest coach in NFL history to win a Super Bowl. The following is a look at the youngest head coaches in Super Bowl history:

Season	Coach	Team	Yrs.	Days
2008	Mike Tomlin	Pittsburgh	36	323*
1995	Bill Cowher	Pittsburgh	38	265
1968	Don Shula	Baltimore	39	8
2002	Jon Gruden	Tampa Bay	39	162
1967	John Rauch	Oakland	40	147

* Age on Feb. 1, 2009

- **Mike Tomlin** became just the seventh coach in NFL history to win a Super Bowl within his first two seasons as head coach. The following is a look at the seven coaches who have won a Super Bowl within their first two seasons:

Season	Coach	Team	Season
2008	Mike Tomlin	Pittsburgh Steelers	2nd
2000	Brian Billick	Baltimore Ravens	2nd
1995	Barry Switzer	Dallas Cowboys	2nd
1989	George Siefert	San Francisco 49ers	1st
1982	Joe Gibbs	Washington Redskins	2nd
1980	Tom Flores	Oakland Raiders	2nd
1971	Don McCafferty	Baltimore Colts	2nd

- The Steelers won the AFC Central title a team-record six consecutive seasons from 1974-79. They also won four consecutive division titles from 1994-97.
- The Steelers won a team-record seven consecutive postseason games, including two Super Bowls (IX and X), from Dec. 22, 1974 through Dec. 19, 1976. They won six consecutive postseason games from Dec. 30, 1978 through Jan. 20, 1980, including victories in Super Bowls XIII and XIV.
- The Steelers have been shut out only once in the postseason, during the 1947 Eastern Division Playoff game, Dec. 21, 1947, versus the Philadelphia Eagles. The Steelers and Eagles finished that season with 8-4 records and tied for first place in the Eastern Division. In those days, there was only one NFL Championship Game, so the two Pennsylvania neighbors squared off for the right to face the Chicago Cardinals in the Championship Game. The Eagles won, 21-0, but lost in the Championship Game, 28-21, to the Cardinals, the same franchise the Steelers faced in Super Bowl XLIII.
- The Steelers record for fewest points allowed in a playoff game is five, during a 34-5 win in the 1978 AFC Championship Game versus the Houston Oilers at Three Rivers Stadium, on Jan. 7, 1979. The Steelers allowed a team-high 45 points during a 45-28 AFC Championship Game road loss to the Miami Dolphins on Jan. 6, 1985.
- Pittsburgh has faced 22 different teams in the postseason and has a winning record against 12 of those opponents. The Steelers have split their postseason contests with one team and have a losing record versus nine teams.
- The Steelers rank among the most successful teams in the NFL in the postseason. Pittsburgh is first with 20 division titles since 1970, is tied for first in total playoff berths since 1970, and is tied for third in consecutive playoff victories.

STEELERS POSTSEASON RANKINGS

DIVISION TITLES SINCE 1970 MERGER

PITTSBURGH	20
San Francisco	18
Dallas	17
Minnesota	16
Indianapolis	13

Oakland	13
New England	12
Miami	12

PLAYOFF BERTHS SINCE 1970 MERGER

PITTSBURGH	26
Dallas	26
Minnesota	24
Miami	22
San Francisco	22

CONSECUTIVE PLAYOFF VICTORIES

New England (2001, 2003-05)	10
Green Bay (1961-62, 1965-67)	9
PITTSBURGH (1974-76)	7
San Francisco (1988-90)	7
Dallas (1992-94)	7
Denver (1997-98)	7

• Following is the Steelers' record versus each individual opponent:

Steelers vs. Individual Postseason Opponents

Team	Record	Pct.
Baltimore/Indianapolis Colts	6-0	1.000
Cleveland Browns	2-0	1.000
Baltimore Ravens	2-0	1.000
New York Jets	2-0	1.000
Arizona Cardinals**	1-0	1.000
Cincinnati Bengals	1-0	1.000
Los Angeles Rams**	1-0	1.000
Minnesota Vikings**	1-0	1.000
Seattle Seahawks**	1-0	1.000
Houston Oilers/Tennessee Titans	3-1	.750
Buffalo Bills	2-1	.667
Dallas Cowboys**	2-1	.667
Oakland/Los Angeles Raiders	3-3	.500
Denver Broncos	3-4	.429
Miami Dolphins	1-2	.333
San Diego Chargers	1-2	.333
New England Patriots	1-3	.250
Green Bay Packers**	0-1	.000
Detroit Lions	0-1	.000
Jacksonville Jaguars	0-1	.000
Kansas City Chiefs	0-1	.000
<u>Philadelphia Eagles*</u>	<u>0-1</u>	<u>.000</u>
Total	33-22	.600

* 1947 Eastern Division playoff game

** Super Bowl opponent

**Winningest Active Coaches in the Postseason
(Winning Percentage)**

(Updated through 1/17/12)

Name	W	L	Pct.
Jim Harbaugh	1	0	1.00
Bill Belichick	16	6	.727
Rex Ryan	4	2	.667
Ken Whisenhunt	4	2	.667
Mike Tomlin	5	3	.625
Mike McCarthy	5	3	.625
Sean Payton	5	3	.625
John Harbaugh	5	3	.625
Mike Shanahan	8	5	.615
John Fox	6	4	.600
Tom Coughlin	10	7	.588
Andy Reid	10	9	.526
Lovie Smith	3	3	.500
Jim Caldwell	2	2	.500
Gary Kubiak	1	1	.500
Norv Turner	4	4	.500
Jeff Fisher	5	6	.455
Pete Carroll	2	3	.400
Chan Gailey	0	2	.000
Mike Smith	0	3	.000
Marvin Lewis	0	3	.000

STEELERS INDIVIDUAL POSTSEASON INFORMATION

Head Coach Mike Tomlin

- Owns a 5-3 record all-time in the postseason, with all three losses coming by six points or less.
- Became the second head coach in NFL history to reach two Super Bowls in his first four seasons as the head coach.
- Became the youngest head coach in NFL history to win a Super Bowl (Super Bowl XLIII).
- Became just the seventh coach in NFL history to win a Super Bowl within his first two seasons as head coach.

QB Ben Roethlisberger

- Owns a 10-4 all-time (.714) record in the postseason as the starting quarterback.
- Led the Steelers to the Super Bowl in three of his first eight seasons as the starting quarterback.
- Became just the sixth quarterback in NFL history to start three Super Bowls in his first seven seasons (Troy Aikman, Tom Brady, John Elway, Bob Griese, Jim Kelly).
- Led the Steelers to four AFC Championship Games in his first eight seasons as the starting quarterback, becoming just the eighth quarterback in NFL history to do so (Troy Aikman, Tom Brady, Terry Bradshaw, Jim Kelly, Donovan McNabb, Ken Stabler, Roger Staubach).
- Became the youngest quarterback in league history to win a Super Bowl (Super Bowl XL) at 23 years old.
- Became the second-youngest starting quarterback to win two Super Bowls (26 years, 336 days old on Feb. 1, 2009; Tom Brady - 26 years, 182 days on Feb. 1, 2004).
- Engineered a game-winning, 78-yard drive that culminated with a six-yard touchdown pass to WR Antonio Holmes for the go-ahead score with 35 seconds left in Super Bowl XLIII.
- Became just the 10th quarterback in NFL history to win more than one Super Bowl (Terry Bradshaw, Joe Montana - 4; Troy Aikman, Tom Brady - 3; Ben Roethlisberger, John Elway, Bob Griese, Jim Plunkett, Bart Starr, Roger Staubach - 2).
- In 14 career postseason games, has a 60.6 completion percentage (248 of 409) for 3,150 yards. His 248 completions and 3,150 passing yards are the second-most in team postseason history.
- Has 20 touchdowns, 17 interceptions and an 83.7 passer rating in 14 postseason games.
- Has seven multi-touchdown passing games.
- Had a career playoff-long 65-yard touchdown pass to WR Antonio Holmes in the 2008 AFC Championship Game versus the Baltimore Ravens.
- Posted a career playoff-high 337 yards passing in the 2007 AFC Wild Card game against the Jacksonville Jaguars.
- Has engineered three postseason fourth quarter/overtime game-winning drives with his most recent coming in the 2010 AFC Divisional Playoff Game against the Baltimore Ravens.

RB Rashard Mendenhall

- Missed the 2011 Postseason after suffering a season-ending knee injury in Week 17 at Cleveland.
- In three career postseason games (all in 2010), has 230 yards rushing on 61 carries (3.8 avg.) with four rushing touchdowns.
- Has scored at least one rushing touchdown in each of his three postseason games.
- Scored an eight-yard rushing touchdown and finished with a game-high 63 yards rushing on 14 carries (4.5 avg.) in Super Bowl XLV.
- Finished with a game-high 121 yards rushing on 27 carries (4.5 avg.) with one touchdown in the 2010 AFC Championship Game versus the New York Jets.

- The 121 yards rushing against the Jets (1/23/11) were a career postseason high and the sixth-most (tied) in team postseason history.
- The 27 attempts against New York were tied for the third-most in team postseason history with Franco Harris (12-27-75 vs. Baltimore), Jerome Bettis (1-15-05 vs. New York Jets) and Willie Parker (1-11-09 vs. San Diego).
- Finished the first half with 95 rushing yards on 17 carries (5.6 avg.) with one touchdown against the Jets.
- Posted two rushing touchdowns in his first career postseason game in the Steelers' 2010 AFC Divisional Playoff victory over the Baltimore Ravens.
- Finished with 46 yards rushing on 20 carries (2.3 avg.) with two touchdowns against the Ravens.

RB Isaac Redman

- Made first postseason start in place of injured **RB Rashard Mendenhall** in the 2011 Wild Card game at Denver, registering a game-high 121 yards on 17 carries with a long of 32 yards and two receptions for 21 yards.
- Became the fourth undrafted back to rush for over 100 yards in a postseason game, joining the Texans Arian Foster, 153 (2011 AFC Wildcard Playoffs), the Chargers Paul Lowe, 165 (1963 AFL Championship Game) and the Packers Ryan Grant, 201 (2007 NFC Divisional Playoffs).
- His 121 rushing yards at Denver (1/8/12) tied for the sixth most in Steelers' postseason history (Mendenhall, 121 vs. NYJ, 1/23/11).
- In four postseason games, totaled 171 yards on 24 carries (7.1 avg.) and two receptions for 21 yards (10.5 avg.).

WR Hines Ward

- MVP of Super Bowl XL as he finished with 123 yards receiving on five receptions with one touchdown.
- Has 88 career catches for 1,181 yards (13.4 avg.) with 10 touchdowns.
- Ranks first on the team's all-time postseason list for receptions with 88, the only receiver in team history to post at least 80 receptions.
- Ranks first on the team's all-time postseason list for receiving yards with 1,181 career postseason yards.
- Became just the second player in team history to post 1,000 yards receiving in the postseason, joining Hall of Famer John Stallworth.
- Caught a pass in 17 straight postseason games, tying John Stallworth (17 games, 1975-85) for the longest streak in team history. Ward's streak started on 1/20/02 with three receptions vs. Bal and ended with seven receptions vs. GB on 2/6/11.
- Finished with seven catches for 78 yards (11.1 avg.) with one touchdown in Super Bowl XLV.
- In three career Super Bowls, has 14 catches for 244 yards (17.4 avg.) with two touchdowns.
- Ranks seventh in Super Bowl history with 244 receiving yards.
- Has five career 100-yard receiving games in the postseason.
- Has one multi-touchdown postseason game (1/11/03 at Tennessee – two receiving touchdowns).

WR Mike Wallace

- In four career postseason games, has 16 catches for 141 yards (8.8 avg.) with one touchdown.
- Finished with a team-high nine catches for 89 yards (9.9 avg.) with one touchdown in Super Bowl XLV.

WR Antonio Brown

- Registered 160 yards on 10 receptions in four postseason games.
- In his first career postseason game, finished with a game-high 75 yards receiving in the 2010 AFC Divisional Playoff win over the Baltimore Ravens.

www.steelers.com

- Hauled in a career postseason long reception of 58 yards on the Steelers' final drive to set up the game-winning touchdown against the Ravens.
- In the 2010 AFC Championship Game, caught a 14-yard pass on third-and-six to seal the victory in the final two minutes of the game.

WR Emmanuel Sanders

- In four postseason games has registered 13 receptions for 172 yards (13.2 avg.), with nine receptions resulting in first downs.
- In the 2011 Wild Card game at Denver, recorded a team-high six receptions for 81 yards.

TE Heath Miller

- Team is 9-3 in the postseason during his career.
- Ranks sixth in Steelers' history with 40 career postseason receptions for 497 yards (12.4 avg.) with four touchdowns, all team postseason records for tight ends.
- In the 2010 AFC Championship Game, finished with two receptions for 38 yards (19.0 avg.), becoming only the sixth player in team history and just the 11th tight end in NFL history to reach 400 career postseason receiving yards.
- Had career playoff-highs of eight catches for 85 yards in the 2007 AFC Wild Card Game against the Jacksonville Jaguars.
- Of his 40 postseason catches, 24 have gone for first downs.

DE Brett Keisel

- Has 34 career tackles (20 solo), three sacks, one forced fumble and two fumble recoveries in 16 postseason games.
- Finished with five tackles and recovered the fumble at the end of the game that sealed the Steelers' victory in Super Bowl XLIII.
- Has three career postseason sacks, including two in the 2005 AFC Championship Game against Denver and one in the 2008 AFC Divisional Playoff Game versus San Diego.
- Team is 2-0 when he posts a sack in the postseason.

DE Ziggy Hood

- In four career postseason games (all starts), has 12 tackles (eight solo) with two sacks.
- Posted a sack in the 2010 AFC Divisional Playoff Game and in Super Bowl XLV.

DT Casey Hampton

- Has 33 career tackles (20 solo) in 16 playoff games (15 starts).
- Has one career postseason sack, a five-yarder in Super Bowl XL.
- Has forced one fumble and recovered one fumble in his 16 career postseason games.

LB James Farrior

- In 19 career postseason games (three with NYJ and 16 with Pittsburgh), has 117 career tackles (82 solo).
- Finished with a team-high (tied) seven tackles in Super Bowl XLIII.
- Led the team with 21 tackles in the 2008 postseason.
- Has posted five postseason sacks, including four with Pittsburgh.
- Has two career interceptions in the playoffs, the most recent coming in the 2007 AFC Wild Card Game against the Jacksonville Jaguars.

LB James Harrison

- Has posted 41 tackles (28 solo) in 12 career playoff games (eight starts).
- Had one of the most memorable and game-changing plays in Super Bowl history with his record-breaking 100-yard interception return for a touchdown in Super Bowl XLIII. It marked the longest play in Super Bowl history, breaking the old mark of 99 yards on a kickoff return by Desmond Howard (Green Bay) versus New England in Super Bowl XXXI.

- Finished Super Bowl XLIII with four tackles (three solo) and one interception and two QB hurries.
- Has 6.5 sacks in his postseason career, including three in the 2010 AFC Divisional Playoff Game versus Baltimore.
- His three sacks in the 2010 AFC Divisional Game against the Ravens tied the team's postseason single-game record. Chad Brown had three against the Colts on 12/29/96 and Gerald Williams had three against the Chiefs on 1/8/94.
- Posted a six-yard sack in Super Bowl XLV.

LB LaMarr Woodley

- In eight career postseason games, has 11 sacks, including two in Super Bowl XLIII and one in Super Bowl XLV.
- Recovered a fumble at the Pittsburgh 45-yard line midway through the fourth quarter at Denver in the 2011 Wild Card game, marking the second fumble recovery in the postseason of his career.
- Became the first player in the NFL to post at least one sack in seven straight postseason games, surpassing Jason Buck (five consecutive).
- Has recorded at least one sack in seven of eight postseason games he has played.
- Had a seven-yard sack against the New York Jets in the 2010 AFC Championship Game and now has 11 career postseason sacks.
- Became just the 10th player to register at least 10 career postseason sacks since 1982.
- Reached double-digits in sacks in just six games, the fewest number of playoff games to record at least 10 sacks since 1982. DE Richard Dent had 10 sacks in seven postseason games.
- Finished Super Bowl XLIII with four tackles, two sacks and one forced fumble. His forced fumble sealed the victory with just five seconds remaining in the game.
- Became the first player in NFL history to record four straight multi-sack playoff games. He posted two sacks in his first four career postseason games.
- Has 36 tackles (27 solo) in eight postseason games and finished second on the team with 19 tackles (13 solo) during the 2008 playoffs.
- Had a career postseason-high nine tackles in the 2008 AFC Championship Game against the Baltimore Ravens.

LB Lawrence Timmons

- In eight career postseason games, has 38 tackles, one fumble recovery and four special teams tackles.
- Had five tackles in the 2008 AFC Championship Game.
- His lone fumble recovery sealed the 2008 AFC Championship Game victory over the Baltimore Ravens.
- Team is 5-3 in his eight games played (four starts).
- Made his first career postseason start in the 2010 AFC Divisional Playoff Game against the Baltimore Ravens and finished with nine tackles.

LB Larry Foote

- Has started 10 postseason games (16 total played).
- Has recorded 61 career tackles (42 solo) in the postseason.
- Has posted a half-sack and two interceptions in his postseason career, including a diving interception in the 2008 AFC Divisional Playoff Game against San Diego.

S Troy Polamalu

- Team is 10-4 in 14 playoff games as a starter.
- Has 75 career postseason tackles (45 solo) with a half-sack and three interceptions (one touchdown).
- Tied for the team-lead with seven tackles and one pass defensed against Denver in the 2011 Wild Card game.
- Team is 3-0 when he records an interception.

- Had a 40-yard interception return for a touchdown in the 2008 AFC Championship Game against Baltimore, the first postseason interception return for a touchdown in Steelers' history.

S Ryan Clark

- Has played in eight career playoff games, including six with Pittsburgh.
- Forced to miss the 2011 Wild Card game at Denver due to sickle-cell trait.
- Has 49 career postseason tackles (33 solo), including a career-high eight three times.
- In the 2010 AFC Divisional Playoff Game against Baltimore, posted his first career postseason interception and added his second career forced fumble in the Steelers' victory.
- In three postseason games in 2010, had 21 tackles, one interception and one forced fumble.
- Finished with a career-high (tied) eight tackles in Super Bowl XLV and in the 2010 AFC Divisional Playoff Game against Baltimore.

CB Ike Taylor

- Team is 9-2 when he starts and 10-4 overall in the postseason.
- Has three interceptions in 14 playoff games.
- In the 2010 AFC Championship Game against the Jets, posted his first career sack and forced fumble by QB Mark Sanchez in the second quarter, which led to a 19-yard fumble return for a touchdown by CB William Gay.
- Finished with a team-high (tied) seven tackles (five solo) in Super Bowl XLIII.

CB William Gay

- Has played in eight career postseason games and team is 5-3.
- Has two career postseason fumble recoveries.
- In the 2010 AFC Championship Game, posted his first career postseason touchdown as he scooped up a Jets' fumble and returned it 19 yards for a touchdown late in the first half.

S Ryan Mundy

- Has played in four postseason games and made first career postseason start in the 2011 Wild Card game at Denver.
- Tied for the team lead with seven tackles at Denver.
- Forced two fumbles in the 2011 Wild Card game, one of which was recovered by LB LaMarr Woodley at the Pittsburgh 45-yard line with 7:35 remaining in the game.

K Shaun Suisham

- In seven career postseason games has connected on 9-of-14 field goals, including 6-of-8 in four games as a member of the Steelers.
- Set a postseason career-high with three made field goals (37, 38, 45) in the 2011 Wild Card game at Denver, previously making two field goals in a Wild Card game against the Philadelphia Eagles on 1/9/10 while a member of the Dallas Cowboys.

P Jeremy Kapinos

- Has appeared in four postseason games as a member of the Steelers, averaging 47.4 yards on 12 punts (38.8 net avg.) with four landing inside the 20-yard line.
- His 47.4 yards per punt ranks first in Steelers' postseason history among players with a minimum of 10 punts.
- Recorded a 62-yard punt at Denver (1-8-12), the second longest punt in Steelers' postseason history (66, Craig Colquitt, 1-6-80 vs. Houston).

TEAM NOTES

Sustaining Success: Pittsburgh has made the playoffs seven times, including 2011, and won the AFC North five times since the divisional realignment in 2002. The Steelers won the AFC North Division for three times in last four years.

Although the Steelers finished with an identical 12-4 record the Baltimore Ravens won the division got a first round bye in the playoffs this season because the Ravens beat the Steelers twice.

The Steelers have won 20 division titles since the NFL merger in 1970, the most in the NFL during that time.

The following is a list of teams that have won the most division titles and qualified for the playoffs since 2002:

<u>Team</u>	<u>Playoffs</u>	<u>Division Titles</u>
Indianapolis	9	7
New England**	8	8
Philadelphia	7	6
Pittsburgh*	7	5
Green Bay**	7	5
San Diego	5	5

*Clinched playoff spot this season

**Clinched division title this season

Toughest Division: The AFC North was the only division to have two teams with 12+ wins in 2011. It was also the only division that had three teams with at least nine victories. The AFC North finished first in the NFL for most wins as a division (37), and it had the highest winning percentage (.578) of any division in the NFL.

Defense was at the center of the division's success in 2011. The AFC North gave up the fewest points allowed as a division (1,123), and it was the only division where all four teams gave up less than 325 points. In addition, all four teams were in the top-10 in the NFL in total defense. The AFC North also boasted four top-10 pass defenses (Pittsburgh 1, Cleveland 2, Baltimore 4, Cincinnati 9) and three top-10 rush defenses in the NFL (Baltimore 2, Pittsburgh 8, Cincinnati 10).

<u>Team</u>	<u>Final</u>			
	<u>Rank (NFL)</u>	<u>Total Yds.</u>	<u>Rush Yds.</u>	<u>Pass Yds.</u>
Pittsburgh	1	271.8	99.8	171.9
Baltimore	3	288.9	92.6	196.3
Cincinnati	7	316.3	104.7	211.6
Cleveland	10	332.4	147.4	184.9

The AFC North had three teams (Baltimore, Cincinnati, Pittsburgh) in the 2011 postseason, marking the first time since realignment prior to the 2002 season that a division had three playoff teams. Since 2008, the AFC North has had at least two teams in the playoffs each year.

Award Time: With another successful season on the field, many Steelers' players were given individual honors. Pittsburgh had five players voted to the Pro Bowl, two selected to the Associated Press All-Pro Team, four named AFC Player of the Week and one selected AFC Player of the Month.

This was the 11th straight season and the 20th time in the last 23 seasons that the Steelers had multiple players selected to the Pro Bowl. Steelers **S Troy Polamalu**, **C Maurkice Pouncey**, **WR Mike Wallace**, **QB Ben Roethlisberger** and **KR Antonio Brown** were all selected to the 2012 AFC Pro Bowl. Polamalu, Pouncey and Wallace were named starters in the NFL's annual all-star game. Polamalu has been selected to the Pro Bowl squad seven times. For Roethlisberger and Pouncey it was their second selection and it was the first for Wallace and Brown. At least three Steelers have made the Pro Bowl every season dating back to 2001.

For the second consecutive season and the fourth time in his career, Polamalu was voted to the Associated Press All-Pro team.

He was joined by Pouncey, who earned his first selection. Both were also named to the Pro Football Weekly/Professional Football Writers of America All-NFL team for thier performance in the 2011 season.

During the 2011 regular season five Steelers earned AFC Player of the Week or Month honors:

- **WR/KR Antonio Brown** earned AFC Special Teams Player of the Week honors for his performance in a Week 13 victory over Cincinnati. Brown registered his first career punt return for a touchdown, a 60-yarder in the second quarter to give the Steelers a 28-7 lead.

- **RB Rashard Mendenhall** was selected as the AFC Offensive Player of the Week after rushing 146 yards and one touchdown on 23 carries in a win versus Jacksonville in Week 6.

- **QB Ben Roethlisberger** earned two AFC Offensive Player of the Week selections, first for throwing five touchdowns in a win over Tennessee in Week 5 and then for completing 36-of-50 passes for 365 yards and two touchdowns in a Week 8 victory over New England.

- **S Troy Polamalu** recorded two tackles, three pass breakups and one interception in a 13-9 victory at Cleveland to be named AFC Defensive Player of the Week for Week 17.

- **LB LaMarr Woodley** was named AFC Defensive Player of the Month for helping the Steelers go 4-1 in the month of October by registering a league-high 7.5 sacks, 25 tackles and one interception.

Defensive Dominance: The Steelers gave up 14.2 points per game in 2011 to lead the NFL. After only allowing 14.5 points per game in 2010, this marked only the third time in team history that the Steelers gave up less than 15.0 points per game in back-to-back seasons (1974-13.5; 1975-11.6; 1976-9.9).

In eight home games, the Steelers allowed a total of 80 points, giving up 10.0 points per game, the lowest in the NFL. It was also the sixth lowest in Steelers history:

<u>Year</u>	<u>Points Per Game Allowed at Home</u>
1936	8.2
1946	9.0
1974	9.4
2001	9.8
1976	9.9
2011	10.0

Since **Dick LeBeau** has been defensive coordinator (2004-present) the Steelers have allowed an average of 15.4 points per game at Heinz Field, ranking second in the NFL over that time span for points given up at home during the regular season (Baltimore, 14.8).

The Steelers have allowed the fewest points in the NFL since the beginning of the 2007 season. Pittsburgh has allowed just 1,266 points during that span.

The following is a list of the top four teams in the NFL who have allowed the fewest points since the start of the 2007 campaign:

<u>Team</u>	<u>Points Allowed</u>
Pittsburgh	1,275
Baltimore	1,425
New England	1,523
Green Bay	1,567

Defense! Defense! Defense!: Pittsburgh recorded two shutouts during the 2011 regular season (Week 2, 24-0 vs. Sea, Week 16, 27-0 vs. StL). It was the fifth time since 1960 that Pittsburgh recorded multiple shutouts in a season (2, in 2007, 2 in 2000, 5 in 1976, 2 in 1974).

The Steelers were one of four teams to record a shutout in 2011 (Buf, KC, SF) and the only team with two shutouts.

It marked the fourth and fifth shutouts during the **Mike Tomlin** era. The Steelers now have 29 shutouts since 1960, which is the second most in the NFL during that time span:

<u>Team</u>	<u>Shutouts</u>
Chicago	30
Pittsburgh	29
San Francisco	26
Miami	25
New England	24

Tough In The Air: The 2011 season saw an unprecedented number of 300-yard passing games throughout the NFL. The Steelers number one-ranked pass defense held nine teams under 175 net passing yards, winning eight of those games. Pittsburgh only gave up 21 pass plays of 25+ yards this season, tied with Tennessee for first in the NFL in 2011.

In seven of the final nine regular season games the Steelers held their opponents to 190 net passing yards or less (NE, @ Cin, @ KC, Cin, @ SF, vs. StL, @ Cle).

In Week 16, Pittsburgh held the Rams to 68 net passing yards and in Week 5, the Steelers' limited the Jacksonville offense to 76 net passing yards. It was the first time since 1992 (4) that Pittsburgh limited at least two teams to under 80 net passing yards during the regular season. Since 1970, it was the ninth time the Steelers defense held opponents under 80 net passing yards multiple times in one regular season (1992-4; 1979-3; 1978-2; 1977-4; 1976-4;1975-3; 1974-7; 1973-6; 1972-2).

Pittsburgh only gave up 10 net passing yards in the first two quarters against Jacksonville, which was the fifth-fewest net passing yards allowed by Pittsburgh's defense in the first half, dating back to 1991.

<u>Opp.</u>	<u>Net Passing Yards</u>	<u>W/L</u>
at Bal, 9/11 (Week 1)	215	L
vs. Sea, 9/18 (Week 2)	133	W
at Ind, 9/25 (Week 3)	144	W
at Hou, 10/2 (Week 4)	138	L
vs. Ten, 10/9 (Week 5)	240	W
vs. Jac, 10/16 (Week 6)	76	W
at Ariz, 10/23 (Week 7)	257	W
vs. NE, 10/30 (Week 8)	170	W
vs. Bal, 11/6 (Week 9)	289	L
at Cin, 11/13 (Week 10)	170	W
at KC, 11/27 (Week 12)	162	W
vs. Cin, 12/4 (Week 13)	128	W
vs. Cle, 12/8 (Week 14)	206	W
at SF, 12/19 (Week 15)	187	L
vs. StL, 12/24 (Week 16)	68	W
at Cle, 1/1 (Week 17)	168	W

Under Head Coach **Mike Tomlin** (2007-present) the Steelers have given up a league-low 187.0 net passing yards per game during the regular season:

<u>Team</u>	<u>Net Passing Yards/Game (2007-Present)</u>
Pittsburgh	187.0
New York Jets	197.4
Tampa Bay	200.9
Indianapolis	203.0

Since the start of the 2007 season, Pittsburgh's defense has allowed only 86 passing touchdowns, the fewest in the NFL over that time span.

Road Warriors: The Steelers have had great success playing away from Heinz Field over the last decade. Dating back to the start of 2010 season, the Steelers have won 12 of their past 16 road games, including winning four of their last five.

Since the beginning of the 2000 season, the Steelers own the fourth-best road winning percentage in the NFL. The following is a list of the top road winning percentages since 2000:

<u>Team</u>	<u>W</u>	<u>L</u>	<u>T</u>	<u>Pct.</u>
New England	63	33	0	.656
Philadelphia	62	33	1	.651
Indianapolis	59	37	0	.615
Pittsburgh	58	38	0	.604
New Orleans	56	40	0	.583
New York Giants	55	41	0	.573

Holiday Cheer: In Week 17, the Steelers played a regular season game on New Year's Day for the second time in franchise history, beating the Cleveland Browns 13-9. The only other time was in 2005 and they beat Detroit 35-21 in Pittsburgh. The 2005 victory gave the Steelers a berth in the playoffs and they went on to win Super Bowl XL.

Overall, in regular season games played in the month of January, Pittsburgh is 8-1. Eight regular-season wins in the month of January is the most by any NFL team.

With a victory over St. Louis (Week 16) in 2011, the Steelers improved to 4-3 all-time in regular season games played on Christmas Eve. It was the Steelers' first game played on Christmas Eve since 2006, when they lost to Baltimore, 31-7, at home. The previous season Pittsburgh won, 41-0, at Cleveland on Christmas Eve.

Controlling The NFC: The Steelers have won 26 of their past 32 regular-season games versus teams in the NFC, dating back to 2003, including winning three of four this season.

The Steelers are 100-59-1 all-time against the NFC, including 57-19-1 at home. Pittsburgh has won eight of its last 10 games against NFC opponents.

The Steelers have seven consecutive home victories versus NFC teams. Pittsburgh last lost to an NFC team at Heinz Field in 2008 (21-14, vs. New York Giants). Prior to losing to the Giants, Pittsburgh had won eight straight games versus NFC teams at home. The Steelers are 6-2 versus the NFC in the Super Bowl.

If You Build It, They Will Come: In 2011, Pittsburgh registered a total attendance of 504,279, marking the fourth consecutive season that over 503,000 fans attended games at Heinz Field. Since Heinz Field opened in 2001, Pittsburgh has recorded over 503,000 fans six times.

In the 2010 AFC Championship victory over the N.Y. Jets, the Steelers broke the single-game record. The attendance of 66,662 surpassed the old mark of 65,597 set October 25, 2009, during a game versus the Minnesota Vikings.

The previous regular-season record was 65,392, which was set on November 16, 2009 versus Cincinnati.

Pittsburgh set the team home attendance record in 2009 by averaging 63,458 (507,882 total). The Steelers need an attendance of at least 63,685 this Saturday versus the Rams to set a new record

Pittsburgh has sold out 308 straight games at home, dating back to Nov. 5, 1972 versus Cincinnati.

Following is a look at the team's average attendance in its 10-plus years at Heinz Field:

<u>Year</u>	<u>Total Attendance</u>	<u>Avg.</u>
2001	499,191	62,399
2002	490,274	61,284
2003	477,584	59,698
2004	507,385	63,423
2005	507,434	63,429
2006	499,461	62,433
2007	496,675	62,084
2008	503,125	62,890
2009	507,882 •	63,458 •

2010	504,669	63,084
2011	504,279	63,035

• *Team record*

Heinz Field Advantage: The Steelers own the best home record in the NFL with a 234-89-1 record (.724) since 1970. Pittsburgh is 65-22-1 (.744) at home since Heinz Field opened in 2001, including a 7-1 record in 2011. The 2011 season marked the first time Pittsburgh finished with a 7-1 record at home since 2007. It was the 12th time since the AFL-NFL merger in 1970 that the Steelers won at least seven regular-season games at home, including the fourth time at Heinz Field (2001, '04, '07).

In five seasons under Head Coach **Mike Tomlin** the Steelers have won at least five games at home each season. The last time Pittsburgh did not win at least five home games in a season was 2003. Since 2004, Pittsburgh and New England are the only teams in the league to register at least five wins at home during each regular season.

Pittsburgh finished the 2004 regular season with an undefeated (8-0) home record for only the third time in team history and for the first time in 25 years.

The Steelers finished the 1979 regular season with an undefeated home record (8-0) and eventually won Super Bowl XIV. The Steelers were also undefeated at home (7-0) in 1972.

The following is a look at the list of the Steelers' records at home since 2004:

<u>Year</u>	<u>Record</u>
2004	8-0
2005	5-3
2006	5-3
2007	7-1
2008	6-2
2009	6-2
2010	5-3
2011	7-1

Primetime Team: The Steelers played a total of five games in primetime in 2011 and finished 3-2, playing three times on Sunday night (2-1), once on Thursday night (1-0) and once on Monday night (0-1). Only five other teams played five primetime games this season (Bal, NO, NYG, NYJ, Phi) and only one played six primetime games (Dal).

Under Head Coach **Mike Tomlin**, Pittsburgh is 6-1 on Monday Night Football.

Ground Success: In six of the final seven regular-season games, the Steelers registered at least 28 carries and over 100 yards rushing in each (161 on 36 at Cleveland / 169 on 28 vs. St. Louis / 147 on 28 vs. Cleveland / 136 on 33 vs. Cincinnati / 108 on 28 carries at Kansas City / 105 yards on 30 carries at Cincinnati). The Steelers recorded at least 28 carries in 11 games in 2011, winning all 11.

In 10 of the final 12 games of the 2011 regular season, Pittsburgh outrushed its opponent. In Weeks 13, 14, 16 and 17 the Steelers totaled 136, 147, 169 and 161 rushing yards, their third, fourth, fifth and sixth highest rushing totals of the season.

In Weeks 5 and 6, the Steelers recorded 174 and 185 rushing yards for their two highest rushing totals. Overall, Pittsburgh registered four games with at least 160 net rushing yards in 2011, the most since recording seven during the 2007 regular season.

The Steelers achieved success on the ground by using a number of running backs this season. Four different Steelers have over 120 rushing yards and two have eclipsed 470 yards (**RB Rashard Mendenhall**, 928/**RB Isaac Redman**, 479). All the backs have combined to total 1,903 rushing yards on 434 carries, averaging 4.4 yards per carry. It was the third consecutive season that Pittsburgh averaged over 4.0 yards per rush (2010-4.1, 2009-4.2).

Limiting QBs: Pittsburgh faced 16 different quarterbacks during the 2011 regular season, holding nine to a passer rating lower than 73.0.

Over the final seven regular-season games, Pittsburgh's defense recorded nine interceptions by six different players (**Lawrence Timmons** and **William Gay** at Cincinnati, **Ike Taylor**, **Ryan Mundy** and **Keenan Lewis** at Kansas City, Taylor vs. Cincinnati, Gay and **Troy Polamalu** vs. Cleveland and Polamalu at Cleveland).

The Steelers allowed only one quarterback to throw for 300 yards and held 11 under 200 yards in 2011. The only quarterback to throw for 300 yards on the Steelers during the 2011 regular season was Joe Flacco and he attempted 47 passes, completing 28 to get to 300 yards in Week 9.

The Steelers limited Tom Brady to 198 passing yards, and he averaged 327.2 yards per game this season. It was the only time Brady was held under 200 yards in 2011.

<u>Opp QB</u>	<u>Cmp Pct.</u>	<u>Yds.</u>	<u>Rtg.</u>
Joe Flacco (@ Bal)	58.6	224	117.6
Tavaris Jackson (Sea)	69.0	159	82.4
Kerry Collins (@ Ind)	44.8	93	52.8
Curtis Painter (@ Ind)	45.4	60	62.7
Matt Schaub (@ Hou)	66.7	138	100.9
Matt Hasselbeck (Ten)	59.2	262	72.0
Blaine Gabbert (Jac)	46.2	109	70.8
Kevin Kolb (@ Ariz)	52.9	272	86.9
Tom Brady (NE)	68.6	198	101.8
Joe Flacco (Bal)	59.6	300	85.4
Andy Dalton (@ Cin)	50.0	170	61.8
Tyler Palko (@ KC)	64.3	167	40.9
Andy Dalton (Cin)	45.8	135	77.6
Bruce Gradkowski (Cin)	50.0	17	16.7
Colt McCoy (Cle)	51.4	209	46.0
Seneca Wallace (Cle)	100.0	13	118.8
Alex Smith (SF)	58.1	187	86.4
Kellen Clemens (StL)	37.5	91	49.1
Seneca Wallace (Cle)	39.0	177	42.4

Turning Up the Heat: Pittsburgh registered 35 sacks in 2011. The Steelers recorded 28 of the 35 sacks at Heinz Field to tie for second in the NFL for sacks at home (Baltimore, 33; Minnesota, 28). Pittsburgh's 28 sacks at home during the 2011 regular season ranked as the second most (36 in 1996) by a Steelers' team since sacks became an official statistic in 1982.

Due to injuries the Steelers had to play without their primary sack specialists **LB LaMarr Woodley** (six games missed) and **LB James Harrison** (five games missed) for a good portion of the season. While both players each recorded nine sacks in 2011, 10 other Steelers also contributed to putting pressure on the quarterback: **DE Brett Keisel-3**, **LB Jason Worilds-3**, **LB Lawrence Timmons-2**, **LB James Farrior-2**, **LB Larry Foote-1.5**, **DE Ziggy Hood-1.5**, **S Troy Polomalu-1**, **S Ryan Clark-1**, **NT Steve McClendon-1** and **DE Cameron Heyward-1**.

The Steelers recorded five sacks in Week 2 versus Seattle, tying for the third highest single-game total of the **Mike Tomlin** era and the most since registering six versus Oakland on 11/21/10.

On the road the Steelers recorded sacks at key times. Against Arizona in Week 7 Woodley recorded a sack on third-and-seven at the PIT 45-yard line that forced a punt. Woodley also forced Cardinals QB Kevin Kolb into an intentionally grounding penalty in the end zone that resulted in a safety.

In Week 3 versus Indianapolis, Harrison forced a fumble on a sack of Curtis Painter that Polamalu returned 16 yards for a touchdown to give Pittsburgh a 20-13 lead in the fourth quarter.

Since 1994, the Steelers have led the AFC in sacks six times and the entire NFL three times, including in 2010. Since 2004, the Steelers have the most sacks in the NFL with 344, 10 more than the second place team (New York Giants, 334).

Sacks became an official NFL statistic in 1982, however, a record of "passers tackled" was kept prior to that time. Following are the Steelers' single-season sack totals dating back to 1970:

Pittsburgh Steelers Team Sack Totals (Since 1970)

Year	Total	Year	Total
1970	26	1991	38
1971	33	1992	36
1972	40	1993	42
1973	33	1994	55 *
1974	52	1995	42
1975	43	1996	51
1976	41	1997	48
1977	32	1998	41
1978	44	1999	39
1979	49	2000	39
1980	18	2001	55 *
1981	40	2002	50
1982	34	2003	35
1983	50	2004	41
1984	47	2005	47
1985	36	2006	39
1986	43	2007	36
1987	26	2008	51
1988	19	2009	47
1989	31	2010	48
1990	34	2011	35

* Team Record

Safety First: In Weeks 7 and 8, the Steelers defense registered two safeties: in Week 7 **LB LaMarr Woodley** forced QB Kevin Kolb into an intentional grounding penalty in the end zone and in Week 8 **DE Brett Keisel** stripped the ball from QB Tom Brady in the closing seconds and it rolled out of the end zone.

Dating back to 1960, this was the first time that the Steelers registered safeties in back-to-back weeks. The last team in the NFL to register safeties in back-to-back games was the New York Giants in 2008. It is only the third time since 1960 that Pittsburgh registered two safeties in one season (1962, 1980).

Continued Success: Since the 1970 merger of the National and American Football Leagues, the Pittsburgh Steelers own the best record in the NFL.

The following is a look at the top three regular-season records since the merger in 1970:

Team	W	L	T	Pct.
1. Pittsburgh Steelers	396	250	2	.613
2. Miami Dolphins	385	261	2	.596
3. Dallas Cowboys	381	267	0	.588

Among The Best: The Steelers have 589 career wins (including postseason), which is the fourth-most in NFL history.

The following is a listing of the top five teams in the NFL for career wins (including postseason, updated through 1/17/12):

Team	Wins
1. Chicago Bears	728
2. Green Bay Packers	703
3. New York Giants	667
4. Pittsburgh Steelers	589
5. Washington Redskins	576

Additionally, Pittsburgh owns the third-best record in the NFL since the free-agency era (since 1993) with a 193-110-1 (.637) record.

The following is a look at the top three regular-season records in the free agency era (since 1993):

Team	W	L	T	Pct.
1. New England Patriots	198	106	0	.651
2. Green Bay Packers	194	110	0	.638
3. Pittsburgh Steelers	193	110	1	.637

Regular-Season Success: Pittsburgh owns the third-best regular-season record in the NFL over the past 10-plus seasons. The Steelers have averaged over 10 wins per year and have earned seven playoff berths, six division titles and two Super Bowl victories in that time period.

The following are the top five teams in regular-season winning percentage from 2000-2011:

Team	W	L	T	Pct.	Playoff Berths
New England	139	53	0	.724	9
Pittsburgh	127	64	1	.664	8
Indianapolis	127	65	0	.661	9
Philadelphia	121	70	1	.633	9
Green Bay	120	72	0	.625	8

In the Red Zone: In the final 10 games of the regular season, the Steelers were 36-for-42 in the red zone, coming away with 23 touchdowns and 13 field goals. In Week 16 versus St. Louis, Pittsburgh was 4-for-4 in the red zone with three touchdowns while in Week 13 the Steelers were 4-for-4 against Cincinnati, scoring a touchdown each time. In two games against the Bengals this season, the Steelers scored seven touchdowns and one field goal on eight red zone opportunities.

Pittsburgh was 5-for-5 in both Week 8 versus New England and in Week 5 against Tennessee.

Following is a look at how the Steelers offense has performed in the red zone this season:

Opponent	Att./Scores	TDs	FGs	Pts
@ Baltimore	2/1	1	0	7
vs. Seattle	4/3	2	1	17
@ Indianapolis	2/1	0	1	3
@ Houston	3/2	1	1	10
vs. Tennessee	5/5	4	1	31
vs. Jacksonville	2/2	1	1	10
@ Arizona	3/3	2	1	17
vs. New England	5/5	2	3	23
vs. Baltimore	4/3	1	2	13
@ Cincinnati	4/4	3	1	24
@ Kansas City	3/2	1	1	10
vs. Cincinnati	4/4	4	0	28
vs. Cleveland	3/1	1	0	7
@ San Francisco	1/0	0	0	0
vs. St. Louis	4/4	3	1	24
@ Cleveland	4/3	1	2	13
Total	53/43	27	16	237

Red Zone Defense: Over the final 11 games of the 2011 regular season, the Steelers allowed their opponents to enter the red zone a total of just 17 times.

Twice this season, Week 12 at Kansas City where they gave up nine points and in a Week 2 shutout of Seattle, the Steelers defense didn't allow either offense to reach the red zone and only one Seattle possession ended across mid-field. In Weeks 16 and 17, St. Louis and Cleveland only made it to the red zone once each and came away with a combined three points.

Following is a look at how the Steelers' defense performed in the red zone in 2011:

Opponent	Att./Scores	TDs	FGs	Pts
@ Baltimore	6/5	3	2	27
vs. Seattle	0/0	0	0	0
@ Indianapolis	3/3	1	2	13
@ Houston	2/2	1	1	10
vs. Tennessee	3/3	2	1	17
vs. Jacksonville	1/1	1	0	7
@ Arizona	2/2	2	0	14
vs. New England	2/2	2	0	14
vs. Baltimore	2/2	1	1	10
@ Cincinnati	1/1	1	0	7
@ Kansas City	0/0	0	0	0
vs. Cincinnati	2/1	1	0	7
vs. Cleveland	2/1	0	1	3
@ San Francisco	3/3	2	1	17
vs. St. Louis	1/0	0	0	0
@ Cleveland	1/1	0	1	3
Total	31/27	17	10	149

Five & 10: The Steelers ranked in the top five in the AFC and/or the top 10 in the NFL in several team and individual categories in 2011. Following is a list of those rankings:

Pittsburgh Steelers - 2011 AFC/NFL FINAL Rankings

<u>Team Offense</u>	<u>Statistic</u>	<u>Rank (AFC/NFL)</u>
Total Yards Per Game	372.3	4th/12th
Yards Per Play	5.9	4th/11th
Passing Net Yards Per Game	253.4	3rd/11th
Passing Net Yards Per Play	6.9	5th/10th
First Downs Per Game	21.3	3rd/9th
Third Down Efficiency	45.9%	2nd/4th
<u>Team Defense</u>	<u>Statistic</u>	<u>Rank (AFC/NFL)</u>
Total Yards Per Game	271.8	1st/1st
Yards Per Play	4.5	1st/1st
Rushing Yards Per Game	99.8	4th/8th
Passing Net Yards Per Game	171.9	1st/1st
Passing Net Yards Per Play	4.9	1st/1st
First Downs Per Game	16.5	1st/1st
Points Per Game Allowed	14.2	1st/1st
Points Per Game Differential	7.1	4th/7th
Net Yards Per Game Differential	100.5	1st/1st
<u>Special Teams</u>	<u>Statistic</u>	<u>Rank (AFC/NFL)</u>
Kickoff Return Average (Offense)	25.1	5th/8th
Gross Punting Average (Defense)	44.7	2nd/7th
Punt Return Average (Defense)	8.4	5th/12th
<u>Individual Offense</u>	<u>Statistic</u>	<u>Rank (AFC/NFL)</u>
Roethlisberger (Completions)	324	4th/11th
Roethlisberger (Completion Percentage)	63.2	2nd/6th
Roethlisberger (Passing Yards)	4,077	3rd/9th
Roethlisberger (Average Gain)	7.95	4th/8th
Roethlisberger (Passing TDs)	21	5th/T-11th
Roethlisberger (Passer Rating)	90.1	3rd/10th
Roethlisberger (3rd Down Passer Rating)	97.6	1st/6th
Redman (3rd-And-One Rushing)	87.5	T-4th/T-6th
Wallace (Receiving Yards)	1,193	4th/11th
A. Brown (All-Purpose Yards)	2,211	1st/2nd
A. Brown (3rd Down Receptions)	28	2nd/3rd
<u>Individual Special Teams</u>	<u>Statistic</u>	<u>Rank (AFC/NFL)</u>
A. Brown (Punt Return Average)	10.8	5th/10th
A. Brown (Kickoff Return Average)	27.3	3rd/5th

COACHING NOTES

In Control: Head Coach **Mike Tomlin** owns an 22-8 all-time mark against teams in the AFC North.

Tomlin owns an impressive 12-3 record against divisional foes at Heinz Field.

Among The Best: Since **Mike Tomlin** was named head coach of the Steelers in 2007, Pittsburgh has compiled the second-most wins in the NFL during that time span (53). The following is the top three regular-season records in the NFL since 2007:

<u>Team</u>	<u>Record</u>	<u>Playoff App.</u>	<u>Super Bowl App.</u>
NE	64-16	4	1
PIT	55-25	4	2
GB	55-25	4	1

Our House: Head Coach **Mike Tomlin** owns a 31-9 regular-season record at Heinz Field in his five seasons in Pittsburgh.

For the second time in the Tomlin era, the Steelers finished 7-1 at home in 2011 (2007). For the third time in Tomlin's five seasons, the Steelers started 4-0 at home this season. Tomlin has led Pittsburgh to at least five home wins in each of his five seasons as head coach.

Leading The Way: Head Coach **Mike Tomlin** has the highest regular-season winning percentage (.688) amongst active NFL head coaches who have coached a minimum of 70 games:

<u>Name</u>	<u>W</u>	<u>L</u>	<u>T</u>	<u>Win Pct.</u>
Mike Tomlin (Pit 2007-11)	55	25	0	.688
Mike McCarthy (GB 2006-11)	63	33	0	.656
Sean Payton (NO 2006-11)	62	34	0	.646

www.steelers.com

Bill Belichick (Cle 1991-95, NE 2000-11)	175	97	0	.643
Andy Reid (Phi 1999-11)	126	81	1	.609

Tomlin Versus the NFC: During his career, Head Coach **Mike Tomlin** regular-season record against the NFC is 14-6, including 3-1 in 2011.

The Steelers .700 regular-season winning percentage against the NFC since 2007 is tied for the fourth best in the NFL.

<u>Team</u>	<u>W</u>	<u>L</u>	<u>Pct.</u>
New England	18	2	.900
Tennessee	16	4	.800
Green Bay	42	17	.712
Pittsburgh	14	6	.700
Baltimore	14	6	.700

Under Tomlin, the Steelers are 7-2, including the postseason, against the NFC West. Pittsburgh's only losses came on the road in Arizona (2007) and San Francisco (2011).

Over the past three regular seasons the Steelers are 9-3 against the NFC.

Primetime Specialist: This season the Steelers played five primetime games (3-2). Head Coach **Mike Tomlin** is 18-7 overall in primetime games, including an 9-4 record on the road. He is 6-1 on Monday Night Football, 7-5 on Sunday Night Football and 5-1 on Thursday Night Football.

Tomlin joined only Bill Cowher (Steelers), Tom Flores (Raiders), Steve Mariucci (49ers), George Siefert (49ers) and Don Shula (Colts, Dolphins) as coaches to win their first six Monday Night Football games.

10 Wins: Head Coach **Mike Tomlin** led the Steelers to at least 10 wins for the second consecutive season in 2011 and for the fourth time in five years (2007, '08, '10).

Tomlin became only the sixth head coach to win at least nine games in each of his first five seasons since the NFL merger in 1970.

Tomlin joined George Seifert, Mike Holmgren, Bill Cowher, Chuck Knox and Mike Sherman.

Bye Week: Since 2007, the Steelers are 4-1 in games following the bye week under Head Coach **Mike Tomlin**. The only time Pittsburgh lost after the bye was in 2007, losing 31-28 at Denver. The Steelers have also performed well going into the bye week since Tomlin was named head coach, going 4-1 in those contests, including a 24-17 victory in Week 10 at Cincinnati this season.

Tomlin has entered the bye week with a winning percentage of at least .700 in each of his five seasons.

Strong Out Of The Gate: Head Coach **Mike Tomlin** has led Pittsburgh to a 12-4 record for the third time in his five years as head coach of the Steelers (2010, 08). It also was the second time in team history that the Steelers recorded back-to-back regular seasons with at least 12 wins (1978, 14-2 and 1979, 12-4).

Under Tomlin, Pittsburgh has recorded a 9-3 record in the first 12 games four times in the last five seasons. Tomlin is the only head coach in Steelers' history to lead his team to at least nine wins through the first 12 games in four of his first five seasons.

The Steelers started 6-2 for the fifth consecutive season under Tomlin in 2011. He became the only coach in Steelers history and in the NFL (since 1978) to open each of his first five seasons with at least six wins through the first eight games.

This season marked the 14th time since 1978 that Pittsburgh has opened the season with at least six wins in their first eight games. In 13 of those cases the Steelers went on to make the playoffs.

Pittsburgh won their first four home games for the third time in five seasons under Tomlin.

In Week 2, Pittsburgh won its fifth straight home opener under Tomlin. He is the only Steelers head coach to win his first five home openers.

Few And Far Between: Head Coach **Mike Tomlin** became only the second coach in Steelers' history to post winning records in each of his first five seasons. Tomlin is the only coach in team history to win division titles in each of his first two seasons (2007-08).

In 2007, Tomlin became the second head coach in team history to post a winning record in his first season with a mark of 10-6.

High Honor Roll: Defensive coordinator **Dick LeBeau** was inducted into the Pro Football Hall of Fame in August of 2010. LeBeau had an outstanding NFL career, finishing with 62 career interceptions (seventh all-time) and 171 consecutive starts (then-NFL record for a cornerback) with the Detroit Lions.

LeBeau was also inducted into the Ohio State University Hall of Fame in 2009. He played at Ohio State as a cornerback and halfback and was a member of the 1957 national championship team.

Defensive Mastermind: The Steelers defense has been led by defensive coordinator **Dick LeBeau** since 2004. During that time span it has been regarded as one of the top defenses in the NFL, helping to lead the Steelers to three Super Bowls. This season LeBeau's defense ranked first in yards per game and net passing yards per game. Below is how the LeBeau's defenses rank since the start of the 2004 season:

<u>Defensive Category</u>	<u>Statistic</u>	<u>Rank (NFL)</u>
Sacks	344	1st
Passing Touchdowns	136	1st
Yards From Scrimmage	292.4	1st
Scrimmage Yards/Touch	6.8	1st
Net Passing Yards/Game	190.3	1st
Rushing Yards	10,848	1st
Rushing Yards/Game	84.8	1st
Rushes of 10+ Yards	252	1st
Rushing Average	3.6	2nd
Rushing Touchdowns	59	2nd
QB Rating	73.7	2nd
25+ Yard Passes	153	2nd
Yards Per Catch	10.8	T-2nd
Completion Percentage	57.3	3rd

INDIVIDUAL OFFENSIVE NOTES

Pro Bowl Bound: QB **Ben Roethlisberger** was selected to his second career Pro Bowl after a 2011 regular season that saw him register the second most passing yards in franchise history and the second most completions, while playing in only 15 games.

Roethlisberger was twice named AFC Offensive Player of the Week in 2011 and broke the team's all-time record for completions in Week 14 versus Cincinnati.

Climbing The Ranks: QB **Ben Roethlisberger** continues to populate the top of the Steelers' franchise records.

Roethlisberger had 4,077 passing yards in 15 games played in 2011, passing Terry Bradshaw (3,724 in 1979) for the second most passing yards during a regular season in franchise history. Roethlisberger already owns the number one mark with 4,328 yards in 2009.

<u>Rk.</u>	<u>Player</u>	<u>Year</u>	<u>Passing Yards</u>
1.	Ben Roethlisberger	2009	4,328
2.	Ben Roethlisberger	2011	4,077
3.	Terry Bradshaw	1979	3,724
4.	Ben Roethlisberger	2006	3,513

With 324 completions in 2011, Roethlisberger passed Tommy Maddox (298 in 2003) for the second-highest single season total in franchise history behind his own mark of 337 completions in 2009.

<u>Rk.</u>	<u>Player</u>	<u>Year</u>	<u>Completions</u>
1.	Ben Roethlisberger	2009	337
2.	Ben Roethlisberger	2011	324
3.	Tommy Maddox	2003	298
4.	Ben Roethlisberger	2008	281
5.	Ben Roethlisberger	2006	280

Facing The NFC: With a career record of 79-33 as a starter, **QB Ben Roethlisberger** has posted gaudy numbers no matter the opposition.

Throughout his career, Roethlisberger has feasted on competition from the NFC. In 28 career regular-season games against NFC opponents, Roethlisberger has posted a 21-7 record while completing 457-of-742 passes (61.6 pct.) for 6,230 yards with 37 touchdowns and 20 interceptions.

Roethlisberger's statistics against the NFC are equally impressive in games at Heinz Field. In 14 career games against NFC opponents at home, Roethlisberger has a 13-1 mark while completing 217-of-365 passes (59.5 pct.) for 3,139 yards with 18 touchdowns and eight interceptions for a passer rating of 94.8.

Roethlisberger won his first seven starts against NFC teams.

Quick Start: QB **Ben Roethlisberger** completed 177-of-276 pass attempts for 2,139 yards, 14 touchdowns and six interceptions in first halves in 2011. Roethlisberger totaled over 100 yards passing in 13-of-15 first halves including 231 yards passing twice (at Ind, vs. NE).

In Week 7 versus Arizona, he registered a first-half passer rating of 140.4 by completing 9-of-16 passes for 199 yards and two touchdowns. Roethlisberger followed that up by completing a first half career-high 23-of-32 passes for 231 yards, the fifth highest passing yardage total of his career in the first half, with two touchdowns and one interception.

In Week 14, Roethlisberger led the Steelers to an opening drive touchdown against Cleveland, marking the sixth time in the last nine games that Pittsburgh scored a touchdown on their opening possession. Roethlisberger also recorded a 151.0 passer rating in the first half, the eighth time in his career he registered a passer rating of 150+ in the first half.

Over the last nine games he played in during the 2011 regular season, Roethlisberger led the Steelers offense to points on 25-of-52 first-half possessions (16 TDs, nine FGs). In Week 13 versus the Bengals, Pittsburgh scored on three consecutive offensive possessions in the second quarter. Three weeks earlier at Cincinnati, Roethlisberger led the Steelers to touchdowns on their first two possessions for the third time in 2011 (vs. Ten, vs. Jac).

In Week 5 against Tennessee, Roethlisberger recorded three touchdown passes in the first half. It marked the fourth time in his career he totaled at least four touchdown passes in the first half and was only the sixth time since 1991 that a Steelers quarterback achieved the feat.

<u>Player</u>	<u>Opp.</u>	<u>Passing TDs/First Half</u>
Ben Roethlisberger	Bal (11/5/07)	5
Ben Roethlisberger	Ten (10/9/11)	3
Ben Roethlisberger	Atl (10/22/06)	3
Ben Roethlisberger	StL (12/20/07)	3
Charlie Batch	TB (9/26/10)	3
Kordell Stewart	Den (12/7/97)	3

Roethlisberger completed 7-of-11 passes for 171 yards and one touchdown for a 137.5 passer rating in the first quarter against the Colts in Week 3. The 171 yards were the most yards he has thrown for in the first quarter during his career. Dating back to 1991, it was the highest first-quarter passing total of any Steelers' quarterback.

Finding The End Zone: QB Ben Roethlisberger recorded the 20th game of his career with at least three touchdown passes in Week 7 at Arizona. On the season, Roethlisberger had 21 touchdown passes in 15 games played, marking the third time in his career he totaled at least 20 passing touchdowns (26 in 2009 / 32 in 2007).

Roethlisberger tied a career high with five touchdown passes in Week 5 against Tennessee. It was the fourth time in his career he threw at least four touchdown passes in one game and only the second time he totaled five (11/5/07 at Baltimore). Roethlisberger is the only Steelers quarterback to throw for a franchise-best five touchdowns in a single game twice during the regular season:

Player	Opp	Passing TDs
Ben Roethlisberger	Ten (10/9/11)	5
Ben Roethlisberger	Bal (11/5/07)	5
Mark Malone	Ind (9/8/85)	5
Terry Bradshaw	Atl (11/15/81)	5

Since the start of the 2007 season, Roethlisberger has the third-most games with at least five touchdown passes in the NFL.

Player	Game of 5+ Passing TDs
Tom Brady	4
Drew Brees	3
Ben Roethlisberger	2
Matthew Stafford	2
Carson Palmer	2

Controlling The North: With a victory vs. Cleveland in Week 17, **QB Ben Roethlisberger** improved to 33-9 (.786) as a starter against AFC North opponents during his career. He finished a perfect 5-0 in 2010 against divisional foes and was 4-2 in 2011.

Roethlisberger had won 12 straight games against divisional foes as the starter prior to the Week 3 setback at Cincinnati in 2009, which was the longest streak in the NFL and the longest since Peyton Manning won 12 straight from 2004-06.

In his 42 career games versus division opponents, Roethlisberger has posted a perfect passer rating once (11/5/07 vs. Baltimore) and has recorded a passer rating of over 100.0 a total of 16 times.

The following is a look at his statistics against the AFC North in his 42 games as a starter:

Statistic	42 games vs. AFC North (as a starter)
Record	33-9
Completion Pct. (Comp.-Att.)	60.9 (738-1,211)
Passing Yards	9,452
Passing Touchdowns	57
Interceptions	38
Passer Rating	88.0

Also, the following is a look at Roethlisberger's career statistics against AFC North opponents as a starter at home compared to the road:

Statistic	Home vs. AFC North	Away vs. AFC North
Record	17-5	16-4
Completion Pct. (Comp.-Att.)	61.2 (383-626)	60.7 (355-585)
Passing Yards	5,144	4,288
Passing Touchdowns	33	24
Interceptions	22	16
Passer Rating	90.2	85.5

Home Cooking: QB Ben Roethlisberger owns a 44-13 (.772) mark in the regular season in his career at Heinz Field, including winning his first eight starts as a rookie in 2004. Roethlisberger was 6-1 at home in 2011.

At Heinz Field, Roethlisberger has completed 63.3 percent of his passes for 13,695 with 86 touchdowns and 46 interceptions

for a passer rating of 95.0. He has thrown for more than 300 yards 11 times and has 26 multi-touchdown games at home (21-5 record in such games), including a franchise and career high (tied) five touchdowns versus the Titans in Week 5 (2011).

Roethlisberger has twice posted a perfect passer rating at home, including most recently in Week 9 of 2007 against Baltimore. He also had a perfect passer rating (158.3) against Tennessee in the 2005 season opener and has posted at least a 125.0 passer rating eight times.

The Steelers have scored at least 20 points in 46 of the 57 games at home with Roethlisberger as the starter.

300-Yard Plateau: QB Ben Roethlisberger registered 330 yards passing in Week 15 at San Francisco, marking the 20th 300+ yard passing game of his career. It was also Roethlisberger's fifth of the season, tying his career-high for a single season. Midway through the season, he registered over 300 yards passing in a franchise-best three consecutive games (Weeks 7-9).

Game	Cmp	Att	Yds	TD	INT	Rtg
at Ari (10/23)	26	39	361	3	0	121.8
vs. NE (10/30)	36	50	365	2	1	97.5
vs. Bal (11/6)	20	37	330	1	1	82.0

In Weeks 7 and 8 Roethlisberger became the first Steelers' quarterback to register at least 360 passing yards in back-to-back games (361, 365). For his career, Roethlisberger has thrown for at least 360 yards, a franchise best, 10 times.

The Steelers have won six of the last nine games where Roethlisberger has thrown for 300 yards.

Title Man: QB Ben Roethlisberger has led the Steelers to the AFC Championship Game four times in his first eight seasons. He is one of only two active NFL quarterbacks to win multiple Super Bowl titles (Tom Brady).

Roethlisberger joined Roger Staubach, Bernie Kosar, Tom Brady and Donovan McNabb as the only quarterbacks to lead their teams to the conference title game at least three times in their first five seasons as the starting quarterback.

Starting In Style: In his career, **QB Ben Roethlisberger** owns a 80-33 (.708) record as a starting quarterback in the regular season. That mark is the second-best record in the NFL among all active quarterbacks (min. 50 starts).

Roethlisberger registered his 80th career win in his 113th career start, becoming the fourth quarterback who began their career in the Super Bowl era to reach 80 wins in 113 or fewer starts: Tom Brady (104), Roger Staubach (105) and Ken Stabler (112).

His 63-27 record after his first 90 starts in the NFL ranks third (tied) in league history for the best record in such starts. Only Brady (67-23) and Stabler (66-23-1) had better records in their first 90 starts in the NFL. Roethlisberger's record is tied with Jim McMahon.

The following is a look at the top five starting records among active quarterbacks in the NFL (min. 50 starts):

Name	W	L	T	Pct.
1. Tom Brady, Patriots	123	37	0	.767
2. Ben Roethlisberger, Steelers	80	33	0	.708
3. Matt Ryan, Falcons	43	18	0	.705
4. Joe Flacco, Ravens	43	20	0	.683
5. Peyton Manning, Colts	141	67	0	.678

Movin' On Up: QB Ben Roethlisberger leads the Steelers in nearly 40 different career categories and is tied for first in five other categories. In Week 13 vs. Cincinnati (2011), he passed Terry Bradshaw (2,025) for the most completions in franchise history. The following is where Roethlisberger ranks in Steelers history in several key passing categories:

Roethlisberger's Career Rankings Among Steelers QBs

Category	Statistic	Rank
Single-Season TD Passes (2007)	32	1 st
Single-Season Passing Yards (2009)	4,328	1 st
Single-Season Completions (2009)	337	1 st
Single-Season Completion Pct. (2004)	66.4	1 st
Single-Season Passer Rating (2007)	104.1	1 st
3,000-Yard Passing Seasons (2006-11)	6	1 st
Consecutive 3,000-Yard Passing Seasons (2006-11)	6	1 st
Single-Game Completion Pct. (11/26/07 vs. Miami)	85.7	1 st
Seasons w/ 250+ Completions (2006-09, 11)	5	1 st
Seasons w/ Completion Pct. of 60.0+ (2004, '05, '07, '09, '10, '11)	5	1 st
Seasons w/ Passer Rating of 90.0+ (2004, '05, '07, '09, '10, '11)	5	1 st
Completions in Single Game (11/5/06 vs. Denver)	38	1 st
Passing Yards in Single Game (12/20/09 vs. G.B.)	503	1 st
Career Winning Pct.	.708	1 st
Career Completion Pct.	63.1	1 st
Career Passing Yards/Attempts	8.0	1 st
Career QB Rating	92.1	1 st
Career 300-yard Passing Games	21	1 st
Career Games w/ 30+ Completions	6	1 st
Career Games w/ 100.0+ Passer Rating	49	1 st
Career Perfect Passer Rating Games (158.3) **	3	1 st
Career QB Rating in 4th Qtr. *	86.1	1 st
Career Touchdown Passes in Final 2 mins./game *	25	1 st
Consecutive Games w/ At Least One TD Pass (2006-07)	15	1 st
Games Played by Rookie QB (2004)	14	1 st
Passing Attempts by Rookie QB (2004)	295	1 st
Pass Completions by Rookie QB (2004)	196	1 st
Passing Yards by Rookie QB (2004)	2,621	1 st
Passing TDs by Rookie QB (2004)	17	1 st
Rushing Attempts by Rookie QB (2004)	56	1 st
Rushing Yards by Rookie QB (2004)	144	1 st
Completion Pct. by Rookie QB (2004) **	66.4	1 st
Passer Rating by Rookie QB (2004) **	98.1	1 st
Comp. %/Single Game by Rookie QB (10/17/04 vs. Dal.) **	84.0	1 st
Consecutive Wins to Start Career (2004) **	13	1 st
Total Wins by Rookie QB (2004) **	13	1 st
Single-Game TD Passes at Heinz Field ('07 vs. Bal; '11 vs. Ten)	5	1 st
Total Wins When Throwing for 300-plus Yards	11	1 st
Career Completions	2,090	1 st
Single-Game TD Passes on MNF (11/5/07 vs. Bal.) **	5	T-1 st
Consecutive Passes Completed (11/26/07 vs. Miami)	15	T-1 st
Seasons w/ 25+ Passing TDs (2007, 2009)	2	T-1 st
Career TD Passes (indoors)	16	T-1 st
Passing TDs in Single Game ('07 vs. Bal; '11 vs. Ten)	5	T-1 st
Career QB Rating in Final 2 mins./game *	76.9	2 nd
Career Yards/Attempt in Final 2 mins./game *	6.78	2 nd
Career Attempts	3,313	2 nd
Career Passing Yards	26,579	2 nd
Career Passing TDs	165	2 nd
Career TD Passes (on road)	79	2 nd
Career Passing Yards vs. NFC	6,230	2 nd
Career Touchdown Passes in Dec./Jan.	47	2 nd
Career Rushing Yards (by QB)	944	3 rd
Attempts in Single Game (11/5/06 vs. Denver)	54	3 rd

* Since 1991
** NFL Record

Passing Perfection: QB Ben Roethlisberger has achieved a number of outstanding single-season accomplishments in his eight-year career, including achieving a feat three times that is rarely done in the NFL.

Roethlisberger, who set the team's single-season mark for passer rating (104.1) in 2007, has had a perfect passer rating (158.3) three times in his career, tying him with QB Peyton Manning for the most in NFL history (minimum 10 attempts).

Roethlisberger's 44 career 100-plus passer rating games in the regular season rank first in team history, surpassing Terry Bradshaw, who had 31 such games since the passer rating rule was implemented in 1973.

Steelers Highest Single-Season Passer-Ratings Leaders (Among Qualifiers)

Player	Rating
1. Ben Roethlisberger (2007)	104.1
2. Ben Roethlisberger (2009)	100.5
3. Ben Roethlisberger (2005)	98.6
4. Ben Roethlisberger (2004)	98.1
5. Ben Roethlisberger (2010)	97.0

Steelers Top Single-Season Completion Percentage Leaders (Minimum 250 Attempts)

Player	Att.	Comp.	Pct.
1. Ben Roethlisberger (2009)	506	337	66.6
2. Ben Roethlisberger (2004)	295	196	66.4
3. Ben Roethlisberger (2007)	404	264	65.3
4. Ben Roethlisberger (2011)	513	324	63.2
5. Ben Roethlisberger (2005)	268	168	62.7

Deadly Combination: In 2011, **QB Ben Roethlisberger** and **WR Mike Wallace** connected for 1,193 yards on 72 receptions with eight touchdowns, including two scores in Week 13 versus Cincinnati.

The two have combined for 11 touchdowns of at least 40 yards since the start of 2009, which ranks first in team history and is the second-most amongst active players in the NFL (12, Peyton Manning and Reggie Wayne).

In 2011, Roethlisberger and Wallace recorded three touchdowns of at least 40 yards. In Week 7 at Arizona, Roethlisberger and Wallace connected on a 95-yard touchdown, the longest pass play and second-longest offensive play from scrimmage in Steelers history. In Week 5 versus Tennessee, Roethlisberger and Wallace connected on a 40-yard touchdown pass. In Week 3 at Indianapolis the two recorded an 81-yard touchdown, marking the fourth-longest pass of Roethlisberger's career and the second longest reception for Wallace. The following is a list of the top QB-WR combos in terms of touchdowns of 40 yards in club history:

Quarterback/Wide Receiver	Career TDs of 40-plus yds.
Ben Roethlisberger/Mike Wallace	11
Bobby Brister/Louis Lipps	7
Terry Bradshaw/John Stallworth	6
Jim Finks/Ray Mathews	6

Best of the Batch: QB Charlie Batch filled in for an injured Ben Roethlisberger in Week 15 vs. St. Louis and led the Steelers to a 27-0 win while throwing for 208 yards on 15-of-22 passing (68.1). It was the first time he threw for over 200 yards since 12/30/07, at Baltimore (218).

Batch has a 24-29 record as a starting quarterback, including a 5-2 record in his nine seasons with Pittsburgh. He started two games in 2010 for the Steelers (Weeks 3-4) and went 1-1 in those two starts.

In his seven career starts with the Steelers, Batch is 92-of-151 (60.9 pct.) for 1,177 yards with eight touchdowns and seven interceptions (83.7 passer rating).

Moving Up: WR Hines Ward reached 12,083 career receiving yards, becoming the 19th player in NFL history to reach 12,000 receiving yards. The 17 players ahead of Ward on the NFL career receiving yards list, only Jerry Rice and Art Monk have multiple Super Bowl rings, and both are Hall of Famers.

Rk.	Player	Rec. Yards	Rec.
16.	Jimmy Smith (1992-2005)	12,287	862
17.	Charlie Joiner (1969-86)	12,146	750
18.	Hines Ward (1998-Present)	12,083	1,000
19.	Derrick Mason (1997-2011)	12,061	943
20.	Michael Irvin (1988-1999)	11,904	750

Another Milestone: WR Hines Ward five receptions for 24 yards in Week 17 at Cleveland to give him 1,000 career receptions. He become the eighth player in NFL history to reach 1,000 career receptions and the first in Steelers' history. Ward joined Hall of Famer Jerry Rice as the only two players to reach 1,000 career receptions and win multiple Super Bowls.

Rk.	Player	Rec.	Rec. Yards
1.	Jerry Rice (1985-2004)	1,549	22,895
2.	Tony Gonzalez (1997-Present)	1,149	13,338
3.	Marvin Harrison (1996-2008)	1,102	14,580
4.	Cris Carter (1987-2002)	1,101	13,899
5.	Tim Brown (1988-2004)	1,094	14,934
6.	Terrell Owens (1996-2010)	1,078	15,934
7.	Isaac Bruce (1994-2009)	1,024	15,208
8.	Hines Ward (1998-Present)	1,000	12,083

Top Dawg: WR Hines Ward leads the Steelers in at least 15 different career receiving categories.

Ward is the team's all-time leader in receiving yards (12,083), receptions (1,000) and receiving touchdowns (85).

Ward is the only wide receiver in Steelers history to be voted to four Pro Bowls. Ward's 1,167 receiving yards in 2009 made him the first Steelers receiver to reach 1,000 yards six times during his career with the team. No other Steeler has more than three.

Additionally, Ward has 29 career 100-yard receiving games, which is first on the team's all-time list.

In 2002, Ward became the first receiver in Steelers history to catch 100 passes (112) in a season. His 12 touchdown receptions in 2002 tied him with Louis Lipps (1985) and Buddy Dial (1961) for the highest single-season total in team history.

Ward was selected to the 2002-05 AFC Pro Bowl squads.

The following is where Ward ranks in Steelers history in several key receiving categories:

Ward's Rankings Among Steelers Receivers (All-Time)

Category	Statistic	Rank
Receptions	1,000	1 st
Receiving Yards	12,083	1 st
Receiving TDs	85	1 st
Career 100-Yard Games	29	1 st
Consecutive Games w/ Catch	186	1 st
1,000-Yd. Seasons (2001-04, 2008-09)	6	1 st
Consecutive 1,000-Yd. Seasons (2001-04)	4	1 st
90-plus Catch Seasons (2001-03, 2009)	4	1 st
Consecutive 90-plus Catch Seasons (2001-03)	3	1 st
Receptions in a Season (2002)	112	1 st
Rushing Yards by a Receiver	428	1 st
Consecutive Pro Bowls by Receiver (2002-05)	4	1 st
Consecutive Seasons as Team's Leading Receiver	11	1 st
TD Receptions in a Season (2002)	12	T-1 st
Consecutive 100-Yard Games (2002)	3	T-2 nd
Receptions in a Single Game (11/30/03)	13	2 nd
Receiving Yards in a Season (2002)	1,329	3 rd
100-Yard Games in a Season (2002, 2005, 2008, 2009)	5	T-3 rd
Receiving Yards in a Game (10/22/06)	171	11 th

Chart Topper: WR Hines Ward is the leading receiver in Steelers history in receptions, receiving yardage and touchdown catches. He has more receptions than Hall of Fame receivers John Stallworth and Lynn Swann combined.

Following are the Steelers' career receiving leaders:

Steelers All-Time Leading Receivers

Rank	Player	No.	Yds.	Avg.	TDs
1.	Hines Ward (1998-present)	1,000	12,083	12.1	85
2.	John Stallworth (1974-87)	537	8,723	16.2	63
3.	Louis Lipps (1984-91)	358	6,018	16.8	39
4.	Heath Miller (2005-present)	337	3,864	11.5	31
5.	Lynn Swann (1974-82)	336	5,462	16.3	51
6.	Elbie Nickel (1947-57)	329	5,133	15.6	37
7.	Franco Harris (1972-83)	306	2,284	7.5	9
8.	Plaxico Burress (2000-2004)	261	4,164	16.0	22
9.	Charles Johnson (1994-98)	250	3,400	13.6	15
10.	Merrill Hoge (1987-93)	241	2,054	8.5	13

Steelers All-Time Receiving Yardage Leaders

Rank	Player	Rec.	Yds.	Avg.	TDs
1.	Hines Ward (1998-present)	1,000	12,083	12.1	85
2.	John Stallworth (1974-87)	537	8,723	16.2	63
3.	Louis Lipps (1984-91)	358	6,018	16.8	39
4.	Lynn Swann (1974-82)	336	5,462	16.3	51
5.	Elbie Nickel (1947-57)	329	5,133	15.6	37
6.	Buddy Dial (1959-63)	229	4,723	20.6	42

www.steelers.com

7.	Plaxico Burress (2000-04)	261	4,164	16.0	22
8.	Ray Mathews (1951-59)	230	3,919	16.1	34
9.	Heath Miller (2005-present)	337	3,864	11.5	31
10.	Santonio Holmes (2006-09)	235	3,835	16.3	20

Steelers' All-Time Scoring Leaders

Rank	Player	TDs	PATs	2pt.	FGs	Pts
1.	Gary Anderson (1982-93)	0	416	0	309	1,343
2.	Jeff Reed (2002-10)	0	307	0	204	919
3.	Roy Gerela (1971-78)	0	293	0	146	731
4.	Franco Harris (1972-83)	100	0	0	0	600
5.	Hines Ward (1998-present)	86	0	5	0	526
6.	Jerome Bettis (1996-2005)	80	0	1	0	482
7.	Norm Johnson (1995-98)	0	137	0	105	452
8.	John Stallworth (1974-87)	64	0	0	0	384
9.	Kris Brown (1999-01)	0	98	0	80	338
10.	Lynn Swann (1974-82)	53	0	0	0	318

Ward Sticking Around: WR Hines Ward is in his 14th year in the league and currently ranks first among active wide receivers (7th in NFL history) with 1,000 career receptions. The following is a list the top three active wide receivers with the most career receptions:

Active Player	Career Receptions
Hines Ward	1,000
Derrick Mason	943
Reggie Wayne	862

12,000+ In One Place: WR Hines Ward surpassed 12,000 receiving yards for his career, becoming the 19th player in NFL history to reach the mark.

Ward became the third player in NFL history to reach 12,000 receiving yards while playing for one team during their entire career (Marvin Harrison, Ind. and Steve Largent, Sea.). Ward is the first player in Steelers' history to reach 12,000 career receiving yards.

The following is a list of the players who have played their entire career with one team and posted more than 10,000 receiving yards:

Player (Team)	Total Receiving Yds.
Marvin Harrison (Colts)	14,580
Steve Largent (Seahawks)	13,089
Hines Ward (Steelers)	12,083
Michael Irvin (Cowboys)	11,904
Rod Smith (Broncos)	11,389

Hines Hanging Around: WR Hines Ward has been with the Steelers since he was drafted in the third round in the 1998 NFL Draft. The 2011 season marked Ward's 14th season with the Steelers, which ties for the second longest tenure in team history behind Mike Webster, who played in Pittsburgh for 15 years (1974-88). Ward owns the longest tenure among wide receivers with their current team.

The following is a list of the longest-tenured wideouts with their current team:

Player	Team	First Year With Team
Hines Ward	Steelers	1998
Donald Driver	Packers	1999

Red-Zone Receiver: WR Hines Ward has been a major target for Pittsburgh quarterbacks in the red zone. In Week 5, he recorded two touchdown receptions in the red zone against Tennessee.

Since 2002, Ward is second in the NFL with 50 red-zone receiving touchdowns. Ward had four red-zone touchdowns in 2010.

The following is a look at the top three active players in the NFL with receiving touchdowns in the red zone since 2002:

Player (Team)	# of Red-Zone TDs
1. Antonio Gates (Chargers)	57
2. Hines Ward (Steelers)	50
3. Larry Fitzgerald (Cardinals)	49

Ward On The Run: WR Hines Ward's versatility makes him a threat to run the football as well as catch a pass.

Ward has 428 career rushing yards to mark the most by a Steelers wide receiver in team history.

Ward scored his first (and only) career rushing touchdown in 2004 against Philadelphia.

Run That Rock, 34: RB Rashard Mendenhall enjoyed a very solid second-half of the 2011 season. Since the beginning of November, Mendenhall had 507 rushing yards and six rushing touchdowns.

In Week 15 vs. St. Louis, Mendenhall rushed for 116 yards and one touchdown. He now has 29 career rushing touchdowns in the regular season, surpassing Pro Football Hall of Famer Franco Harris for the most rushing touchdowns in the first four seasons of a career in Steelers' history.

Mendenhall's game versus the Rams also marked the third time in 2011 that he averaged better than five yards per carry. In Week 10 Mendenhall averaged 5.4 yards on 13 carries (70 yards) against New England. In Week 6 versus Jacksonville, Mendenhall averaged of 6.3 yards per carry.

Mendenhall went over 100 rushing yards in the first half against the Jaguars for the first time in his career (113), including a career long run of 68 yards. It was the second-most rushing yards by a Steeler in the first half, dating back to 1991. Mendenhall finished with 146 yards on 23 carries, the fourth most rushing yards of his career (151, 155, 165).

In addition to his success running the football, Mendenhall has held his own catching the football. He recorded nine receptions for 106 yards since the beginning of November, including a career long 35-yarder in Week 16 versus Rams.

Wallace Continues To Thrive: WR Mike Wallace followed up his breakout 2010 season with a stellar 2011, recording a career high 72 receptions for 1,193 yards and eight touchdowns. He was named a starter for his first career Pro Bowl, becoming the first Steelers wide receiver to start in the Pro Bowl since 1985 when John Stallworth was named a starter.

Wallace joined **WR Antonio Brown** (1,108 yards) as the third Steeler duo since 1960 to each register at least 1,100+ receiving yards in the same season (2002: Hines Ward, 1,329 / Plaxico Burress, 1,325 and 2009: Ward, 1,167 / Santonio Holmes, 1,248).

In 2010, Wallace posted his first career 1,000-yard season as he led all Steelers with 60 receptions, 1,257 receiving yards and 10 receiving touchdowns.

100 Is the Number: In Week 7 at Arizona, **WR Mike Wallace** gained 118 yards on three receptions, including a 95-yard touchdown, the longest reception and second longest offensive play from scrimmage in team history. It was Wallace's fourth 100-yard receiving game of the season.

Wallace posted 100 yards receiving in each of the first three games in 2011, setting a franchise-best streak of six consecutive games with at least 100 yards receiving.

Wallace's six consecutive games with 100+ yards receiving tied the second longest streak in NFL history:

Player	Team	Year	100-yard Receiving Games	
			In a Row	
Charley Hannigan	Hou	1961	7	
Michael Irvin	Dal	1995	7	
Mike Wallace	Pit	2010-11	6	
Raymond Berry	Bal	1960	6	
Bill Groman	Hou	1961	6	
Pat Studstill	Det	1966	6	
Isaac Bruce	StL	1995	6	

Wallace now has 12 career 100-yard receiving games during the regular season, passing Plaxico Burress (11) for the fourth-most in Steelers' history:

Rk.	Player	Years	Career 100-yard Receiving Games
1.	Hines Ward	1998-Present	29
2.	John Stallworth	1974-87	25
3.	Louis Lipps	1984-91	16
4.	Mike Wallace	2009-Present	12

In Week 3 at Indianapolis, Wallace set a career high with 144 yards on five receptions, including an 81-yard touchdown. Dating back to 1991, Wallace's 129 yards on three receptions were the most by a Steelers' receiver in the first quarter.

Breakout Campaign: WR Mike Wallace had a personal-best 10 receiving touchdowns in 2010. In 2011, Wallace recorded eight touchdowns.

Wallace led the NFL with seven 100-yard receiving games in 2010, tying the team's regular-season record set by John Stallworth in 1984. In 2011, Wallace had four 100-yard receiving games.

Player	Year	100-yard receiving games	
		(single season)	
Mike Wallace	2010	7	
John Stallworth	1984	7	
Yancey Thigpen	1997	6	
Hines Ward	2009	5	
Louis Lipps	1989	5	

Going Deep: WR Mike Wallace continued to be a deep threat in 2011, averaging 16.6 yards per catch. During the 2011 regular season, Wallace had seven receptions of at least 40 yards, including a 81-yard touchdown at Indianapolis in Week 3 and a 95-yard touchdown in Week 7 at Arizona, which ranks as the second longest offensive play from scrimmage and the longest pass play in Steelers' history.

Wallace registered a reception of at least 40 yards in six consecutive games in 2011 (Games 2-7), the longest such streak in the NFL since Isaac Bruce in 2000 (Games 2-7).

Wallace has been a down field threat all of his career. In 2010 he averaged a conference-best 21.0 yards per catch (2nd in NFL), after leading the NFL in receiving average as a rookie in 2009.

Since entering the league in 2009, Wallace has averaged 18.7 yards per catch and has 40 receptions of 25+ yards, second most behind Eagles WR DeSean Jackson (42).

In 2011, Wallace had 12 receptions of at least 25 yards (26, 28t, 29, 40, 40t, 48, 53, 81t, 95t, 25t, 36, 46). He had 26 receptions for at least 20 yards in 2010, the most for Pittsburgh since Hall of Famer John Stallworth had 24 in 1984.

The following is a list of all of Wallace's receptions (21) of at least 40 yards (bolded are 2011 receptions):

Reception	Opponent	Date
95 yards (TD)	at Arizona	10/23/11
81 yards (TD)	at Indianapolis	9/25/11
60 yards (TD)	vs. Green Bay	12/20/09
56 yards (TD)	at Cleveland	1/2/11
54 yards (TD)	at Miami	1/3/10
53 yards (TD)	at Miami	10/24/10
53 yards	vs. Seattle	9/18/11
52 yards (TD)	vs. Oakland	11/21/10
52 yards	vs. Atlanta	9/12/10
51 yards	at Cincinnati	9/27/09
50 yards	vs. Cleveland	10/17/10
48 yards	vs. Jacksonville	10/16/11
47 yards (TD)	at Detroit	10/11/09
46 yards	vs. St. Louis	12/24/11
46 yards (TD)	at Tampa Bay	9/26/10
45 yards	vs. Baltimore	12/27/09
43 yards (TD)	vs. Carolina	12/23/10

41 yards	at Cleveland	1/2/11
41 yards (TD)	at Tampa Bay	9/26/10
40 yards (TD)	vs. Tennessee	10/9/11
40 yards	at Houston	10/2/11
40 yards (TD)	vs. Minnesota	10/25/09

Miller Time: TE Heath Miller has been a consistent performer for the Steelers throughout his career and that continued in 2011. Miller was third on the team with 51 receptions for 631 yards and two touchdowns, and he registered at least one reception in all 16 games. Miller has recorded at least one reception in every game he has played in, including postseason, dating back to 11/3/08 vs. Washington, a streak of 58 games.

Miller passed Elbie Nickel (329) for the franchise lead in receptions by a tight end and passed Lynn Swann for the fourth most in Steelers history.

Rk.	Player	Rec.	Yards	TDs
1.	Hines Ward (1998-Present)	991	12,027	85
2.	John Stallworth (1974-87)	537	8,723	63
3.	Louis Lipps (1984-91)	358	6,018	39
4.	Heath Miller (2005-Present)	337	3,864	31
5.	Lynn Swann (1974-82)	336	5,462	51
6.	Elbie Nickel (1947-57)	329	5,131	37

In Week 14 against Cleveland, Miller registered 82 yards on five receptions, including a 39-yard reception, the fifth longest of his career.

Miller recorded one of the best games of 2011 in Week 8 against New England, posting seven receptions for 85 yards. Miller got off to a fast start, registering four receptions on the first drive of the game to account for 55 of the Steelers 68 total yards on the touchdown drive. Miller tied a first half career-high with six receptions and set a first half career-high with 76 yards. He previously registered six receptions in the first half against San Diego on 10/4/09, totaling 58 yards. Dating back to 1991, Miller's six receptions tied Eric Green (6 for 118 yards, 9/22/91 vs. Philadelphia) for the most receptions by a Steelers' tight end in the first half.

Miller had two touchdowns in 2011, giving him 31 for his career and making him the eighth Steelers player to record at least 30 receiving touchdowns. He is second on the team's all-time list for touchdowns by a tight end (Nickel, 37). After registering a touchdown in the Week 7 victory over Arizona, Pittsburgh improved 22-6 when Miller finds the end zone.

Growing Up: WR Antonio Brown is a second-year player that continues to get better as each game goes by. In 2010, he showed flashes of his ability late in the season and throughout the postseason. In 2011 he is showing up on a more consistent basis on offense as well as special teams.

In 2011, Brown became the first player in NFL history with at least 1,000 receiving yards (1,108) and at least 1,000 return yards (1,062) in the same season.

With 2,211 all-purpose yards in 2011, Brown passed Barry Foster (2,034 in 1992) for the franchise single season record. He has elevated himself to consistent threat anytime he gets his hands on the ball, scoring as a receiver and returner.

As a receiver, Brown was second on the team with 69 receptions for 1,108 yards and two touchdowns, shattering his rookie totals of 167 yards on 16 receptions in nine games played in 2010.

Brown ranked third in the NFL in third down receiving with 28 receptions in 2011.

In 2011, Brown also set career single game highs in receiving yards: 151 on five receptions vs. Cleveland in Week 14, and receptions: nine for 67 yards versus New England in Week 8.

After not registering a 100-yard receiving game in the first 14 games of his career, Brown had three in the last eight games of

the 2011 regular season (151 vs. Cleveland, 109 vs. Baltimore, 102 at Arizona).

Over the final five weeks of the regular season, Brown set new career-longs with a 45-yard reception versus Cincinnati in Week 13 and a 79-yard touchdown reception against Cleveland in Week 14.

Against Kansas City in Week 12, Brown recorded a team-high 81 yards on four receptions. In Week 10 at Cincinnati he made his first career start and recorded five receptions for a team-high 86 yards. Including four receptions for 74 yards on a drive that traveled 77 yards in 15 plays and resulted in a field goal that gave Pittsburgh a 17-10 lead late in the second quarter. During the drive Brown converted two consecutive third downs for the Steelers: a 3rd-and-19 with a 21-yard reception and a 3rd-and-7 with a 15-yard reception.

Center Of Attention: For the second consecutive season **C Maurkice Pouncey** was named to the Pro Bowl. This is his first selection as a starter.

Pouncey is the anchor of the Steelers offensive line. Last year, he was the first Steelers rookie offensive lineman to make the Pro Bowl since offensive tackle Frank Varrichione in 1956 and the first Steelers rookie since linebacker Kendrell Bell in 2002.

INDIVIDUAL DEFENSIVE NOTES

Man Of Troy: SS Troy Polamalu continued to make plays during the 2011 regular season as well as be a consistent force on the Steelers defense, earning his seventh Pro Bowl honor and sixth as a starter.

Polamalu finished the season tied for third on the team with 90 tackles, including leading the team with 10 tackles at Cincinnati in Week 10. It marked his 13th career game with at least 10 tackles and second this season (10, at Houston).

On 3rd-and-4 at the Pittsburgh 12-yard line in Week 16 versus St. Louis, Polamalu tackled RB Steven Jackson for a loss of three yards, forcing a field goal that was missed with 13:40 left in the fourth quarter.

Polamalu recorded the 29th interception of his career against the Browns in Week 17, passing Jack Lambert for the ninth-most in Steelers' history. It was his seventh career interception against Cleveland, the most he has had against any opponent. Polamalu's 29 career interceptions are the most of any active Steeler. The team is 24-3 when Polamalu has an interception.

In Week 3 at Indianapolis, Polamalu returned a fumble 16 yards for a touchdown in the fourth quarter. In Week 2 he registered his first sack of 2011 and the ninth of his career versus Seattle.

Polamalu ranks fifth in Steelers' history among safeties in sacks. He is one shy of passing Chris Oldham (9.5) for fourth place in franchise history for the most sacks among safeties.

Since 2008, Polamalu is tied for second among NFL safeties in interceptions (19):

Player	Team	INT
Ed Reed	Baltimore	23
Troy Polamalu	Pittsburgh	19
Nick Collins	Green Bay	17
Michael Griffin	Tennessee	14

Tackling Machine: S Ryan Clark has teamed with perennial All-Pro Troy Polamalu to form one of the finest safety duos in the NFL. Since coming to the Steelers in 2006, Clark has started 79 of 80 regular-season games played, including all 16 for each of the past two seasons.

In 2011, Clark led Pittsburgh in tackles during the regular season with 100, becoming the first Steelers' safety to lead the team in tackles, dating back to 1970. It also marked the fourth consecutive season Clark recorded at least 100 tackles (122 in 2010, 110 in 2009, 113 in 2008). He also registered one sack this season, his first since 2007.

If There's a Will There's A Way: CB William Gay returned to the starting lineup in 2011 after serving as a nickel back for most of 2010. He was been an integral part of the Steelers number one ranked pass defense that held 10 teams to 170 net passing yards or less during the regular season. Gay tied for second on the team with 13 passes defended this season.

Gay came up with key interceptions at key times during the regular season. In Week 14 vs. Cleveland he recorded an interception in the end zone with 3:11 left in the game and the Steelers only up by four points. His best game of the season came in Week 10 at Cincinnati. He was part of a secondary that held the Bengals to 170 net passing yards and contributed two game-altering plays in the fourth quarter. With the Bengals on the Pittsburgh 47-yard line with 12:22 remaining, Gay deflected a pass into the hands of **LB Lawrence Timmons**. Later, with 2:33 left in the game and Cincinnati driving to the Steelers' 25-yard line, Gay jumped a route to intercept an Andy Dalton pass, returning it 12 yards to the Pittsburgh 31-yard line. From there, Pittsburgh ran out the clock for the seven-point win.

With two interceptions during the regular season, Gay set a new career high after only recording one interception from 2007-10.

Finding the Ball: CB Ike Taylor is consistently matched up with the other team's top receiving threat, routinely minimizing their impact.

In two of the final six regular-season games, Taylor also contributed in the form of interceptions. In Weeks 13 and 14, Taylor registered interceptions in back-to-back regular season games for the first time in his career.

Pittsburgh had eight different players record interceptions during the regular season and Taylor is one of three (William Gay, Troy Polamalu) with two. He was one shy of his career-high of three set in 2007. Taylor also led the team with 20 passes defended during the regular season, the second highest single-season total in his career (25 in 2005).

Since Taylor became a regular starter (2005-present), the Steelers have led the league in pass defense, allowing only 192.4 net passing yards per game. Since 2005 the Steelers have played 112 regular-season games, with Taylor playing in all of them and starting 91, and during that time the defense only allowed seven players to record double-digit receptions in a single game. Also, in those 112 games, Pittsburgh's defense has allowed only nine 300-yard passers, including only one in 2011.

Harrison Back In Charge: LB James Harrison, the 2008 NFL Defensive Player of the Year, has been a terror on opposing quarterbacks since he became the starting outside linebacker for the Steelers in 2007. One of the only things that has been able to stop him are injuries, as a hurt eye sidelined him for four games during the 2011 regular season (Week 5-8). Although he only played in 11 games, Harrison finished the regular season tied for the team lead with nine sacks.

During the second half of the regular season, Harrison registered seven sacks: three sacks twice (Week 9 vs. Bal and Week 13 vs. Cin) and one against St. Louis in Week 16. He became the third Steelers' player to register at least three sacks multiple times in one season since 1982 (Chad Brown, 1996, 2; Mike Merriweather, 1984, 3).

Harrison has five regular-season games with at least three sacks in his career, tying Joey Porter for the most 3+ sack games during the regular season by a Steelers' player since 1982.

Including the postseason, Harrison has nine sacks against the Ravens, the most by any Steelers' player against Baltimore. He has eight career sacks versus the Bengals.

The Steelers are 28-12 when he posts a sack.

Climbing The Ranks: With 58.0 career sacks, **LB James Harrison** is one shy of tying Keith Willis (59.0, 1982-91) for the third most by a Steelers since sacks became an official statistic in 1982.

<u>Rk.</u>	<u>Player</u>	<u>Sacks</u>
1.	Jason Gildon (1994-2003)	77.0
2.	Joey Porter (1999-2006)	60.0
3.	Keith Willis (1982-91)	59.0
4.	James Harrison (2002-Present)	58.0

Outside Presence: LB James Harrison forced a fumble on a fourth-quarter sack of Ravens QB Joe Flacco in Week 9, giving Pittsburgh the ball at its own 42-yard line. Harrison forced a fumble on a sack that **SS Troy Polamalu** returned 16 yards for a touchdown to give Pittsburgh a 20-13 lead during a Week 3 victory over Indianapolis.

Harrison now has 26 forced fumbles in his career, ranking second in team history for career forced fumbles, behind only Greg Lloyd. The following is a list of the top seven career forced fumble leaders for the Steelers since 1987:

<u>Rk.</u>	<u>Name</u>	<u># of FF</u>
1.	Greg Lloyd	36
2.	James Harrison	26
3.	Jason Gildon	18
4.	Rod Woodson	17
5.	Joey Porter	16
	Carnell Lake	16
7.	James Farrior	14
	Levon Kirkland	14

In 2010, Harrison had a team-best six forced fumbles. The following is a list of the top five single-season forced fumbles leaders for the Steelers since 1992:

<u>Rk.</u>	<u>Name (Year)</u>	<u># of FF</u>
1.	James Harrison (2008)	7
	Greg Lloyd (1994)	7
3.	James Harrison (2010)	6
	James Harrison (2007)	6
	Greg Lloyd (1995)	6

Sack Attack: Despite missing five games during the 2011 regular season **LB James Harrison** tied for the team-lead with 9.0 sacks. He had a team-high 10.5 sacks in 2010 after posting 10 in 2009.

Harrison had a career-high 16 sacks in 2008, breaking the team record for sacks in a season. Mike Merriweather previously held the record since 1984.

The following is a list of the top five single-season sack leaders in team history:

<u>Rk.</u>	<u>Name (Year)</u>	<u># of Sacks</u>
1.	James Harrison (2008)	16
2.	Mike Merriweather (1984)	15
3.	Kevin Greene (1994)	14
	Keith Willis (1983)	14
5.	LaMarr Woodley (2009)	13.5
	Jason Gildon (2000)	13.5

Double Trouble: The Steelers have a tradition of fielding some of the best pass-rushing linebackers in the NFL, and current linebackers **James Harrison** and **LaMarr Woodley** have accounted for two of the top four sack totals by a Steelers' duo in team history.

In 2011, the two combined for 18.0 sacks during the regular season: Harrison (9.0) and Woodley (9.0), even though Harrison (Weeks 5-8, 14) and Woodley (Games 9-11, 13, 15) each missed games.

In 2010, Harrison (10.5) and Woodley (10) combined for 20.5 sacks. They totaled 23.5 sacks between them (Woodley 13.5, Harrison, 10) in 2009.

In 2008, Harrison and Woodley broke the team's top sack duo record (since 1982) by combining for 27.5 sacks. The 27.5 sacks

by Harrison (16) and Woodley (11.5) broke the record (24) previously held by Jason Gildon (13.5) and Joey Porter (10.5) in 2000 and Kevin Greene (14) and Greg Lloyd (10) in 1994.

The following is a list of the Steelers' top sack duos since 1982, when sacks became an official NFL statistic:

Steelers Top Sack Duos (Since 1982)

Year	Players (Ind. sacks)	Total Sacks
2008	James Harrison (16*) LaMarr Woodley (11.5)	27.5*
2000	Jason Gildon (13.5) Joey Porter (10.5)	24
1994	Kevin Greene (14) Greg Lloyd (10)	24
2009	LaMarr Woodley (13.5) James Harrison (10)	23.5
1984	Mike Merriweather (15) Edmund Nelson (7)	22

* *Steelers Record*

Double-Digit Duty: LB LaMarr Woodley (9.0) and LB James Harrison (9.0) each came up one sack short of becoming the first Steelers with at least 10 sacks in four consecutive seasons, dating back to 1982 when sacks became an official statistic.

Harrison became the first player in team history to post at least 10 sacks in three straight seasons as he had a team-best 10.5 in 2010. Harrison posted 10 in 2009 and a career-best (team record) 16 in 2008.

Additionally, Woodley became just the second player in team history to post at least 10 sacks in three straight years as he finished with 10 in 2010. Woodley recorded 13.5 in 2009 and 11.5 in 2008.

Turnover Party: In the final seven games of the regular season, Pittsburgh recorded 11 takeaways (nine interceptions and two fumble recoveries) after only recording four (two interceptions, two fumble recoveries) in the first nine games of the season.

Besides blowout wins of 27-0 versus St. Louis in Week 16 and 35-7 against Cincinnati in Week 13, the Steelers won four of the final seven games by a combined 26 points, with three wins being sealed by timely interceptions late in the fourth quarter.

In Week 14 against Cleveland, **CB William Gay** registered an interception in the end zone with 3:11 to play in the fourth quarter. In Week 12 at Kansas City, **CB Keenan Lewis** recorded his first career interception at the Pittsburgh 14-yard line with 28 seconds remaining. Against Cincinnati in Week 10, Gay came up with an interception at the Steelers 25-yard line with 2:33 left in the game.

Mr. Versatility: LB Lawrence Timmons has the ability to do many things for the Pittsburgh defense and during the 2011 regular season he was utilized in many areas. Due to injuries, Timmons had to start four games at outside linebacker while starting 12 at his natural inside linebacker position. His versatility helped the Steelers maintain a defense that finished the regular season ranked first in yards allowed.

To finish the regular season, Timmons registered a sack in back-to-back games. In Week 10 against the Bengals, Timmons played his normal spot at inside linebacker and registered his fourth career interception, diving to pick off an Andy Dalton at the Steelers 33-yard line in the fourth quarter. It was the second consecutive year Timmons registered an interception at Cincinnati.

Timmons finished the regular season tied for third on the team with 86 tackles, while also registering 11 quarterback hurries and five passes defensed.

Making It Work: During the 2011 regular season, the Steelers had to deal with injury issues on defense. Pittsburgh used nine

different starting lineups in 16 games and still finished the season ranked near the top of the league in many defensive categories.

During the regular season, the Steelers only played five games with all four starting linebackers.

The following is the number of Steelers defenders who have missed games in 2011 (regular starters bolded):

Player	Games Missed
DE Aaron Smith (IR)	12
NT Chris Hoke (IR)	10
LB LaMarr Woodley	6
LB James Harrison	5
LB Jason Worilds	4
NT Casey Hampton	3
DE Brett Keisel	2
LB James Farrior	2
Total	44

Great First Half: Before being sidelined with a hamstring injury suffered in Week 8 versus New England, **LB LaMarr Woodley** registered nine sacks through the first eight games. Despite missing six games, Woodley's nine sacks tied for the team lead.

Nine sacks was the second most he recorded in the first eight games of a season during his career (9.5, 2008). Woodley's nine sacks also marked the fourth-highest total for a Steeler in the first half of a season since sacks became an official statistic in 1982:

Rk.	Player (Year)	Sacks in Games 1-8
1.	James Harrison (2008)	10.0
1.	Keith Willis (1983)	10.0
3.	LaMarr Woodley (2008)	9.5
4.	LaMarr Woodley (2011)	9.0

Bringing The Wood: LB LaMarr Woodley has been a force defensively since he became a starter in 2008. The fifth-year linebacker finished the regular season with nine sacks in 10 games played. Including the postseason, Woodley has recorded at least half a sack 12 times in the past 15 games he has played, totaling 15.5 sacks during the span.

Woodley recorded 1.5 sacks in Week 5 versus Tennessee and 2.0 sacks in Week 6 against Jacksonville, Week 7 at Arizona and Week 8 versus New England. It was the 16th regular season game of his career with at least 1.5 sacks. It marked the first time since sacks became an official statistic in 1982 that a Steelers' player registered at least 1.5 sacks in four consecutive regular season games. The last player in the NFL with more than one sack in four straight games was Simeon Rice in 2002 (five straight).

His sack in Week 1 at Baltimore marked the third time in the past four Kickoff Weekend games (2008, 2010, 2011) he recorded a sack.

Woodley had posted at least a half-sack in 10 straight games, dating from 2009-10, and had 13.5 sacks during that span (Week 10 of 2009 through Week 2 of 2010). That span of 10 straight games broke the team's all-time record of six, previously held by Greg Lloyd in 1994.

Elite Company: LB LaMarr Woodley has registered 48.0 sacks in his first five seasons with the Steelers, which ranks as the best start in franchise history and is the eighth most career sacks for a Steeler.

The following is a breakdown of sacks in the history of the club in player's first two, three, four and five seasons (Kevin Greene had 35.5 sacks in his first three seasons with the team, but he had previously played with the L.A. Rams):

Most Sacks (two consecutive seasons)

Name	Sacks	Years
James Harrison	26.0	2008-09
Jason Gildon	25.5	2000-01
LaMarr Woodley	25.0	2008-09

Most Sacks (first three seasons with team)

Name	Sacks	Years
LaMarr Woodley	29.0	2007-09
Keith Willis	20.0	1982-84

Most Sacks (first four seasons with team)

Name	Sacks	Years
LaMarr Woodley	39.0	2007-10
Joey Porter	30.5	1999-02
Chad Brown	30.0	1993-96

Most Sacks (first five seasons with team)

Name	Sacks	Years
LaMarr Woodley	48.0	2007-11
Keith Willis	37.5	1982-86
Joey Porter	35.5	1999-03

INDIVIDUAL SPECIAL TEAMS NOTES

Return Success: WR Antonio Brown performed well in the return game, helping to fuel a regular season that saw him set the franchise record with 2,048 all-purpose yards and earn his first trip to the Pro Bowl.

Brown also became the first player in NFL history with at least 1,000 receiving yards (1,108) and at least 1,000 return yards (1,062) in the same season.

In Week 13 versus Cincinnati, Brown returned a punt 60 yards for a touchdown. For his career, Brown now has one punt return for a touchdown and one kickoff return for a touchdown. Dating back to 1941, he is one of three Steelers' players with at least one punt return for a touchdown and one kick return for a touchdown:

Player	PR TD	KR TD
Antwaan Randle El	4	1
Rod Woodson	2	2
Antonio Brown	1	1

Brown finished the season ranked fifth in the AFC in punt returns (10.8 avg.) and third in kickoff returns (27.3 avg.).

During the regular season, Brown recorded other long punt returns to compliment the touchdowns. He registered a 41-yard return in Week 2 versus Seattle. He followed it up with a return of 37 yards at Indianapolis and 33 yards at Houston. In Week 7 at Arizona, Brown averaged 23.5 yards on two punt returns, including a long of 31 yards.

Brown has also performed well on kick returns. Against Tennessee in Week 5, he registered the second longest kick return of his career (89-yard TD, 9/12/10 vs. Atl), a 52-yarder to the 50-yard line. In Week 1 against the Baltimore Ravens he returned three kickoffs for a total of 103 yards (31, 41 and 31 yards).

Coming Up Clutch: K Shaun Suisham connected on a 38-yard field goal with four seconds left in the fourth quarter to give Pittsburgh a 23-20 victory over Indianapolis in Week 3. It marked the fourth game-winning field goal of his career and second as a member of the Steelers.

Game	Distance	Time left	Final Score
at Ind, 9/25/11	38	4th Q, 0:04	23-20
at Buf, 11/28/10	41	OT	19-16
at NYJ, 11/4/07	46	OT	23-20
vs. Mia, 9/9/07	39	OT	16-13

Back Again: For the second consecutive season, P Jeremy Kapinos signed with the Pittsburgh Steelers on 11/5/11 to replace P Daniel Sepulveda who was placed on the Reserve/Injured List due to a knee injury.

In the final eight games of the regular season, Kapinos averaged 45.0 yards (38.3 net avg.) on 34 punts with a long of 59 yards while landing 10 punts inside the 20-yard line.

In 2010, Kapinos was signed in early December to fill in for the injured Sepulveda. In four regular season games in 2010, Kapinos averaged 41.1 yards per punt (32.3 net avg.) while averaging 48.0 yards per punt (38.5 net avg.) in three postseason contests.

Kapinos had a very good preseason in 2011, averaging 49.8 yards on nine punts (44.6 net avg.) with a long of 63 yards and four punts landing inside the 20-yard line.

THE STEELERS IN 2011

	Regular Season	Post Season
Overall:	12-4	0-1
At Home:	7-1	0-0
On the Road:	5-3	0-1
Neutral:	0-0	0-0
By Month:		
September:	2-1	0-0
October:	4-1	0-0
November:	2-1	0-0
December:	3-1	0-0
January:	1-0	0-1
vs. AFC:	9-3	0-1
vs. AFC North	4-2	0-0
vs. AFC East	1-0	0-0
vs. AFC South	3-1	0-0
vs. AFC West	1-0	0-1
vs. NFC:	3-1	0-0
vs. NFC East	0-0	0-0
vs. NFC North	0-0	0-0
vs. NFC South	0-0	0-0
vs. NFC West	3-1	0-0
When Scoring First:	8-0	0-1
When Opponent Scored First:	4-4	0-0
When Scoring 20 or More Points:	8-1	0-1
When Scoring Less Than 20 Points:	4-3	0-0
When Leading after the first quarter:	9-0	0-1
When Trailing after the first quarter:	1-4	0-0
When Tied after the first quarter:	2-0	0-0
When Leading at the Half:	10-0	0-0
When Trailing at the Half:	2-4	0-1
When Tied at the Half:	0-0	0-0
When Leading after three quarters:	11-0	0-0
When Trailing after three quarters:	1-4	0-1
When Tied after three quarters:	0-0	0-0
When Outrushing the Opponent:	10-1	0-1
With 35 or More Rushing Attempts:	2-0	0-0
With Less Than 25 Passing Attempts:	4-0	0-0
When Led in Time of Possession:	10-1	0-1
When Trailing in Time of Possession:	2-3	0-0
On Turf:	3-1	0-0
On Grass:	9-3	0-1
When led in Takeaway/Turnover Ratio:	6-0	0-0
When even in Takeaway/Turnover Ratio:	2-0	0-1
When trailed in Takeaway/Turnover Ratio:	4-4	0-0
With an Individual 100-Yard Rusher:	3-0	0-1
With an Individual 300-Yard Passer:	3-2	0-0
With an Individual 100-Yard Receiver:	4-2	0-0
With an Ind. Opponent 100-Yard Rusher:	1-2	0-0
With an Ind. Opponent 300-Yard Passer:	0-1	0-1
With an Ind. Opponent 100-Yard Receiver:	0-0	0-1
When winning the coin toss:	6-2	0-0
When losing the coin toss:	6-2	0-1
When playing outdoors:	10-3	0-1
When playing indoors:	2-1	0-0
In overtime games:	0-0	0-1

Preseason Game #1
Washington 16, Pittsburgh 7
Aug. 12, 2011
FedEx Field (68,320)

LANDOVER, Md. – For the first time since 2006, the Steelers lost their preseason opener, falling to the Washington Redskins, 16-7, at FedEx Field. The Steelers fell to 4-9 in the preseason when facing the Redskins on the road.

Neither team scored in the first quarter, but the Redskins had an opportunity on their opening drive of the game but K Shayne Graham missed a 29-yard field goal. Midway through the second quarter, QB Rex Grossman found WR Santana Moss for an eight-yard touchdown to give the Redskins a 7-0 lead. Grossman finished with a game-high 207 yards passing and one touchdown. Moss finished with a game-high seven receptions for 64 yards and one touchdown.

The Steelers answered Washington on their next possession. **RB Isaac Redman** broke free for a 22-yard touchdown run to tie the game, 7-7. Redman finished the game with five carries for 42 yards and one touchdown. But it would be the last points the Steelers would score. Prior to halftime, Graham missed another field goal, this time from 49 yards, and the teams went into halftime tied 7-7.

The Steelers only managed to gain 57 yards of offense in the second half, and only drove the ball into Redskins' territory once. The Redskins moved the ball well in the second half. Rookie RBs Evan Royster and Roy Helu combined for 88 rushing yards, while QB Kellen Clemens added 105 passing yards. K Graham Gano made three second-half field goals, from 32, 34 and 45 yards out, to seal the victory for the Redskins.

The Redskins gained 452 total yards of offense (312 passing, 140 rushing) to the Steelers' 186 yards of total offense (103 passing, 83 rushing). Washington's offense had 27 first downs, while the Steelers only had 12. The Redskins' defense added three sacks, while the Steelers' defense had zero. Washington also dominated the time of possession, holding the football for almost 20 minutes more than Pittsburgh.

The majority of the Steelers' starters only played one or two series, while the Redskins' starters played the entirety of the first half. Despite accounts that the preseason games would consist of sloppy play, there were only five total penalties in the game and neither team had a turnover.

GAME SUMMARY

STEELERS (0-1)	0	7	0	0	7
Redskins (1-0)	0	7	3	6	16

TEAM	Q	TIME	PLAY	DRIVE	SCORE
WAS	2	5:54	S. Moss 8 yd. pass from Grossman (Gano kick)	8-82; 3:51	0-7
PIT	2	4:13	Redman 22 yd. run (Suisham kick)	4-80; 1:41	7-7
WAS	3	4:50	Gano 32 yd. FG	14-82; 7:31	7-10
WAS	4	9:53	Gano 34 yd. FG	14-69; 6:30	7-13
WAS	4	2:23	Gano 34 yd. FG	7-28; 3:39	7-16

TEAM STATISTICS

	Steelers	Redskins
1st Downs	12 (4-6-2)	27 (7-19-1)
3rd Downs	2-11 (18%)	5-14 (36%)
4th Downs	0-1 (0%)	1-1 (100%)
Total Net Yards	186	452
Plays-Avg.	48-3.9	78-5.8
Rushing Yards	83	140
Rush Att.-Avg.	18-4.6	35-4.0
Passing Yards	137	312
Att.-Comp.-Int.	27-11-0	43-28-0
Sacks By	0-0	3-34
Punts-Avg.	8-50.4	4-36.0
Penalties	2-10	3-38
Fumbles-Lost	0-0	2-0
Time of Poss.	20:35	39:25

INDIVIDUAL STATISTICS

RUSHING: Pit. – Redman 5-42, 1 TD; Dixon 2-17; Moore 4-10; Dwyer 5-7; Mendenhall 1-4; Clay 1-3. **Was.** – Royster 15-66; Hightower 10-44; Helu 8-28; Draughn 2-2.

PASSING: Pit. – Leftwich 10-6-0,70; Dixon 10-1-0, 29; Batch 4-2-0, 16; Roethlisberger 3-2-0, 22. **Was.** – Grossman 26-19-0, 207, 1 TD; Clemens 17-9-0, 105.

RECEIVING: Pit. – Brown 4-64; Battle 2-22; Greenwood 1-29; McCrae 1-10; Dwyer 1-6; Mendenhall 1-3; Wallace 1-3. **Was.** – Moss 7-64, 1 TD; Gaffney 5-38; Stallworth 3-46; Armstrong 3-32; Austin 2-46; Paul 1-16; Young 1-16; Paulsen 1-12; Davis 1-11; Helu 1-10; Hankerson 1-8; Hightower 1-8; Williams 1-5.

Preseason Game #2
Pittsburgh 24, Philadelphia 14
Aug. 18, 2011
Heinz Field (55,189)

PITTSBURGH – The Steelers' offense scored three touchdowns in the first half, cruising to a 24-14 victory over the Philadelphia Eagles at Heinz Field. With the win, the Steelers improved to 11-4 all-time against the Eagles at home in the preseason.

Less than a week after the Steelers' first-team offense failed to score a touchdown, they erupted for three first-half scores. **QB Ben Roethlisberger** found **WR Antonio Brown** for a 29-yard touchdown midway through the first quarter to put the Steelers up 7-0. Roethlisberger then found **WR Hines Ward** for a 20-yard touchdown early in the second quarter to give the Steelers a 14-0 lead. Roethlisberger finished the game 8-of-12 for 125 yards and two touchdowns.

On the Eagles next drive **S Ryan Clark** picked off QB Michael Vick, the first of five forced turnovers by the Steelers on the night. On the following Eagles drive, **CB Keenan Lewis** picked off Vick. And prior to halftime, **S Troy Polamalu** picked off Vick to set the Steelers up in Eagles' territory. With only 19 seconds left in the half **QB Byron Leftwich** found newly acquired **WR Jerricho Cotchery** for a 20-yard score and the Steelers went into halftime with a 21-0 lead. Leftwich completed 4-of-7 passes for 67 yards and one touchdown.

QB Vince Young came in for the Eagles in the third quarter and he was picked off by **LB Larry Foote**. Early in the fourth quarter, RB Dion Lewis was stripped by **S Will Allen**, the fifth turnover of the night for the Eagles.

K Swazye Waters added a 30-yard field goal in the fourth quarter to put the Steelers up 24-0. The Eagles would score twice late in the fourth quarter. WR Gerald Jones had two touchdown receptions of 14 and seven yards from QB Mike Kafka. Kafka finished with a game-high 160 yards passing.

The Steelers offense had 403 total yards of total offense (259 passing 144 rushing) and zero turnovers. **RB Jonathan Dwyer** had a game-high 44 yards rushing. The Steelers defense forced five turnovers (4 interceptions, 1 fumble). Also, 15 different Steelers caught at least one pass.

GAME SUMMARY

Eagles (1-1)	0	0	0	14	14
STEELERS (1-1)	7	14	0	3	24

TEAM	Q	TIME	PLAY	DRIVE	SCORE
PIT	1	7:24	A. Brown 29 yd. pass from Roethlisberger (Waters kick)	14-80; 7:36	7-0
PIT	2	11:06	Ward 20 yd. pass from Roethlisberger (Waters kick)	14-96; 8:15	14-0
PIT	2	0:12	Cotchery 20 yd. pass from Leftwich (Waters kick)	5-44; 0:37	21-0
PIT	4	14:12	Waters 30 yd. FG	8-51; 3:46	24-0
PHI	4	3:47	G. Jones 14 yd. pass from Kafka (Henery kick)	8-80; 2:57	24-7
PHI	4	0:19	G. Jones 7 yd. pass from Kafka (Henery kick)	12-94; 2:20	24-14

TEAM STATISTICS

	Eagles	Steelers
1st Downs	21 (6-15-0)	23 (8-13-2)
3rd Downs	3-8 (38%)	10-17 (59%)
4th Downs	2-3 (67%)	0-1 (0%)
Total Net Yards	335	403
Plays-Avg.	58-5.8	73-5.5
Rushing Yards	98	144
Rush Att.-Avg.	18-5.4	39-3.7
Passing Yards	241	282
Att.-Comp.-Int.	39-24-4	31-20-0
Sacks By	3-23	1-4
Punts-Avg.	1-53.0	2-36.5
Penalties	4-44	9-75
Fumbles-Lost	1-1	0-0
Time of Poss.	21:09	38:51

INDIVIDUAL STATISTICS

RUSHING: Phi. – Brown 6-25; McCoy 4-25; Kafka 2-24; Lewis 2-19; Vick 2-3; Young 1-2; Havili 1-0. **Pit.** – Dwyer 13-44; Mendenhall 6-28; Redman 8-26; Moore 5-16; Clay 4-14; Leftwich 1-9; Roethlisberger 1-8; Dixon 1-(1).

PASSING: Phi. – Kafka 19-14-0, 160, 2 TD; Vick 12-5-3, 47; Young 8-5-1, 34. **Pit.** – Roethlisberger 12-8-0, 125, 2 TD; Dixon 11-8-0, 90; Leftwich 7-4-0, 67, 1 TD; Brown 1-0-0, 0.

RECEIVING: Phi. – Higgins 7-54; Harper 3-37; Jones 3-36, 2 TD; Hall 3-20; Lewis 2-48; Jackson 2-8; Cooper 1-16; McCoy 1-12; Moss 1-7; Buckley 1-3. **Pit.** – Battle 3-47; Cotchery 2-49, 1 TD; Mendenhall 2-17; Grisham 2-15; Brown 1-29, 1 TD; Moore 1-23; Robinson 1-22; Ward 1-20, 1 TD; Saunders 1-14; Lyons 1-12; Miller 1-11; Greenwood 1-10; Redman 1-7; Dwyer 1-6; Gilmore 1-0.

Preseason Game #3

Pittsburgh 34, Atlanta 16

Aug. 27, 2011

Heinz Field (56,754)

PITTSBURGH – QB Ben Roethlisberger and WR Antonio Brown combined for two long touchdowns (77, 44) in the first half, and the Steelers cruised to a 34-16 victory against the Atlanta Falcons at Heinz Field. Pittsburgh is now 7-0 all time versus the Falcons in the preseason.

The Steelers wasted no time getting on the board, scoring only a minute and a half into the game. Brown took the opening kickoff back 51 yards and three plays later **RB Rashard Mendenhall** scored on a one-yard TD run. **LB Lawrence Timmons'** interception of QB Matt Ryan set up the Steelers second score, a **Shaun Suisham** 19-yard field goal, and the Steelers led 10-0.

The Falcons tied the game 10-10 on a field goal by K Matt Bryant and a 10-yard touchdown pass from Ryan to WR Roddy White. But the Steelers' offense kept rolling. Roethlisberger found Brown in the middle of the field for a 77-yard touchdown midway through the second quarter. With less than two minutes left in the half, Brown grabbed a 44-yard touchdown pass from Roethlisberger. Brown finished with a game-high 137 receiving yards and a game-high two touchdowns, while adding 109 kickoff return yards. Roethlisberger finished with 214 yards passing on just 11 completions and two touchdowns.

Bryant added a 46-yard field goal prior to halftime to cut the lead to 24-16. Neither team scored in the third quarter, but seconds into the fourth quarter, **CB Crezdon Butler** stepped in front of QB Chris Redman's pass and took it 95 yards for a touchdown to give the Steelers a 31-16 lead. Butler also added a game-high nine tackles. **K Swayze Waters** added a 27-yard field goal late in the game to seal the victory.

The Steelers offense had 320 total yards (224 passing, 96 rushing), and for the third consecutive game Pittsburgh's offense did not commit a turnover. The Steelers had a preseason-high in kickoff return yards (124) and interception return yards (139). **RB Jonathan Dwyer** led the team in rushing (36 yards) for the second consecutive game.

GAME SUMMARY

Falcons (0-3)	3	13	0	0	16
STEELERS (2-1)	10	14	0	10	34

TEAM	Q	TIME	PLAY	DRIVE	SCORE
PIT	1	13:30	Mendenhall 1 yd. run (Suisham kick)	3-35; 1:30	7-0
PIT	1	6:30	Suisham 19 yd. FG	4-2; 1:54	10-0
ATL	1	2:09	Bryant 23 yd. FG	12-75; 4:21	10-3
ATL	2	9:35	White 10 yd. pass from Ryan (Bryant kick)	8-38; 4:32	10-10
PIT	2	8:00	A. Brown 77 yd. pass from Roethlisberger (Suisham kick)	3-81; 1:35	17-10
ATL	2	2:53	Bryant 30 yd. FG	14-58; 5:07	17-13
PIT	2	1:41	A. Brown 44 yd. pass from Roethlisberger (Suisham kick)	6-81; 1:12	24-13
ATL	2	0:04	Bryant 46 yd. FG	12-52; 1:37	24-16
PIT	4	14:44	Butler 95 yd. interception return (Waters kick)	---; ---	31-16
PIT	4	1:51	Waters 27 yd. FG	11-68; 5:14	34-16

TEAM STATISTICS

	Falcons	Steelers
1st Downs	26 (7-18-1)	15 (7-8-0)
3rd Downs	10-20 (50%)	4-11 (36%)
4th Downs	1-1 (100%)	0-0 (0%)
Total Net Yards	405	320
Plays-Avg.	86-4.7	51-6.3
Rushing Yards	106	96
Rush Att.-Avg.	25-4.2	28-3.4
Passing Yards	309	238
Att.-Comp.-Int.	60-30-2	21-13-0
Sacks By	2-14	1-10
Punts-Avg.	4-35.0	4-44.0
Penalties	6-50	4-43
Fumbles-Lost	2-1	1-0
Time of Poss.	35:22	24:38

INDIVIDUAL STATISTICS

RUSHING: Atl. – Rodgers 7-38; Ryan 2-24; Turner 7-19; Snelling 4-12; Sylvester 1-7; Johnson 2-4; Redman 1-3; Smith 1(-)-1. Pit. – Dwyer 6-36; Redman 5-20; Clay 3-10; Dixon 4-9; Mendenhall 7-8, 1 TD; Moore 1-6; Leftwich 1-6; Brown 1-1.

PASSING: Atl. – Ryan 42-22-1, 220, 1 TD; Redman 18-8-1, 89. Pit. – Roethlisberger 16-11-0, 214, 2 TD; Dixon 3-1-0, 13; Leftwich 2-1-0, 11.

RECEIVING: Atl. – White 8-101, 1 TD; Jones 5-59; Gonzalez 4-26; Douglas 3-31; Rodgers 2-12; Palmer 1-19; Smith 1-18; Weems 1-17; Strickland 1-9; Cone 1-9; Johnson 1-5; Snelling 1-3; Mughelli 1-0. Pit. – Brown 4-137, 2 TD; Ward 3-29; Johnson 2-34; Battle 2-19; Lyons 1-3; Wallace 1-6.

Preseason Game #4

Pittsburgh 33, Carolina 17

Sept. 1, 2011

Bank of America Stadium (72,358)

CHARLOTTE – For the second consecutive year, the Steelers finished their preseason schedule in familiar fashion, beating the Carolina Panthers. With the 33-17 victory at Bank of America Stadium, the Steelers improved to 8-4 all time when facing the Panthers in the preseason.

The Steelers struck first for the third consecutive game, this time with a little luck. **WR Mike Wallace** caught the ball at the one-yard line, but he was stripped by CB Chris Gamble and the football rolled into the end zone. **TE David Johnson** fell on the loose ball and the Steelers took a 7-0 lead. The Panthers scored only three minutes later when rookie QB Cam Newton found TE Jeremy Shockey for a 10-yard touchdown to tie the game 7-7.

The Steelers went up 14-7 midway through the second quarter on **RB Jonathan Dwyer's** 50-yard touchdown run. Dwyer finished the night with a game-high 88 yards rushing on 13 carries. It was the third straight game that he led the Steelers in rushing. Dwyer finished the preseason with a team-leading 175 yards on the ground.

The Panthers though struck quickly on their ensuing drive. QB Derek Anderson found WR David Clowney for a 41-yard touchdown pass to tie the game 14-14. The Steelers would take a 20-14 halftime lead on **K Shaun Suisham's** two field goals. Suisham connected on field goals from 52 and 31 yards.

The Panthers got within three points on K Adi Kunalic's 20-yard field goal early in the third quarter, but it's the closest the Panthers would get the rest of the game. **K Swayze Waters** added two field goals, a 22-yarder late in the third quarter and a 53-yarder early in the fourth to put the Steelers up 26-17. **QB Dennis Dixon** found rookie **TE Weslye Saunders** for a 15-yard touchdown pass to seal the 33-17 victory for the Steelers. Dixon finished the game 11-of-22 for 157 yards and one touchdown.

The Steelers offense racked up 362 total yards, including a preseason-high 154 yards rushing. The Steelers offense did not commit a turnover for the entire preseason. The defense had a preseason-high four sacks and forced two turnovers. **NT Steve McLendon** had one sack, giving him a team-high two for the preseason.

GAME SUMMARY

STEELERS (3-1)	7	13	3	10	33
Panthers (1-3)	7	7	3	0	16

TEAM	Q	TIME	PLAY	DRIVE	SCORE
PIT	1	9:54	Johnson fumble recovery in end zone (Suisham kick)	10-80; 5:06	7-0
CAR	1	6:07	Shockey 10 yd. pass from Newton (Mare kick)	9-71; 3:47	7-7
PIT	2	8:40	Dwyer 50 yd. run (Suisham kick)	4-69; 1:48	14-7
CAR	2	6:56	Clowney 41 yd. pass from Anderson (Kunalic kick)	4-80; 1:44	14-14
PIT	2	4:44	Suisham 52 yd. FG	6-21; 2:12	17-14
PIT	2	0:18	Suisham 31 yd. FG	7-52; 1:32	20-14
CAR	3	10:11	Kunalic 20 yd. FG	10-78; 4:49	20-17
PIT	3	3:28	Waters 22 yd. FG	12-79; 6:43	23-17
PIT	4	14:49	Waters 53 yd. FG	8-11; 3:19	26-17
PIT	4	13:56	Saunders 15 yd. pass from Dixon	1-15; 0:05	33-17

TEAM STATISTICS

	Steelers	Panthers
1st Downs	18 (6-11-1)	22 (7-11-4)
3rd Downs	4-13 (31%)	6-13 (46%)
4th Downs	0-0 (0%)	0-3 (0%)
Total Net Yards	362	375
Plays-Avg.	61-5.9	68-5.5
Rushing Yards	154	95
Rush Att.-Avg.	30-5.1	23-4.1
Passing Yards	216	304
Att.-Comp.-Int.	30-17-0	41-21-1
Sacks By	4-24	1-8
Punts-Avg.	4-51.8	3-43.3
Penalties	11-99	3-40
Fumbles-Lost	2-1	2-1
Time of Poss.	30:00	30:00

INDIVIDUAL STATISTICS

RUSHING: Pit. – Dwyer 13-88, 1 TD; Clay 7-30; Redman 4-29; Dixon 4-6; Johnson 1-3; Moore 1(-)-1. Car. – Goodson 7-31; Vaughan 6-25; Newton 1-19; Stewart 2-9; Felton 3-8; Sutton 2-4; Clausen 1-0; Anderson 1(-)-1.

PASSING: Pit. – Dixon 22-11-0, 157, 1 TD; Batch 8-6-0, 59, 1 TD. Car. – Anderson 19-11-0, 192, 1 TD; Clausen 17-7-1, 87; Newton 5-3-0, 25, 1 TD.

RECEIVING: Pit. – Sanders 4-60; Battle 4-36; Saunders 3-32, 1 TD; Lyons 1-38; Johnson 1-14; Redman 1-11; Wallace 1-10; Grisham 1-10; Robinson 1-5. Car. – Wright 3-51; Sutton 3-30; Edwards 3-29; Clowney 2-45, 1 TD; Goodson 2-39; Hartsock 2-21; Shockey 2-19, 1 TD; LaFell 1-45; Vaughan 1-10; Warren 1-9; Naanee 1-6.

Game #1

Baltimore 35, Pittsburgh 7
Sept. 11, 2011
M&T Bank Stadium (71,434)

BALTIMORE – The Steelers dropped their season opener for the first time since 2002, losing to the Baltimore Ravens at M&T Bank Stadium, 35-7. It was the largest margin of victory for the Ravens in the series history, thanks in large part to seven Steelers' turnovers.

It only took three plays for the Ravens to score their first touchdown. RB Ray Rice took the opening snap and rushed for 36 yards. Two plays later QB Joe Flacco found WR Anquan Boldin for a 27-yard touchdown and the Ravens led 7-0.

The Steelers first turnover came late in the first quarter when LB Terrell Suggs sacked and stripped the ball from **QB Ben Roethlisberger**. Suggs finished with a game-high three sacks. Rice then ran it in from one-yard out to put the Ravens up 14-0. The Steelers responded on their ensuing drive. Roethlisberger found **WR Emmanuel Sanders** for an 11-yard touchdown to cut the lead 14-7. But it would be the last points the Steelers would score.

Flacco and Rice hooked up for an 11-yard touchdown prior to halftime and the Steelers found themselves in a 14-point hole. On the Steelers' first play of the second half, Ravens' NT Haloti Ngata broke free and stripped the football from **RB Rashard Mendenhall**, setting the Ravens up at the Steelers' 16-yard line. On the very next play, Flacco found TE Ed Dickson for an 18-yard touchdown. Flacco finished the game 17-of-29 for 224 yards with three touchdowns and zero interceptions.

On the Steelers' very next offensive play, Roethlisberger was picked off by LB Ray Lewis. And on the Steelers ensuing drive, it looked as if they would find a way into the endzone, but Roethlisberger was intercepted by S Ed Reed. After Reed's interception, the Ravens marched right down the field and K Billy Cundiff connected on a 29-yard field goal.

Reed picked off Roethlisberger again in the fourth quarter, and the Steelers' **RB Mewelde Moore** was stripped by Lewis midway through the fourth quarter for the Steelers' seventh turnover. Cundiff connected from 30 yards out before the two-minute warning to give the Ravens the 35-7 victory.

Despite the turnovers, Roethlisberger finished with a game-high 280 yards passing. **WR Mike Wallace** also posted his ninth career 100-yard receiving game and fourth consecutive 100-yard game in the regular season. Wallace tied a career-high with eight receptions. **LB LaMarr Woodley** posted his 40th career sack, which tied him for 10th on the team's all-time list.

GAME SUMMARY

STEELERS (0-1)	0	7	0	0	7
Ravens (1-0)	14	7	11	3	35

TEAM	Q	TIME	PLAY	DRIVE	SCORE
BAL	1	13:28	Boldin 27 yd. pass from Flacco (Cundiff kick)	3-66; 1:32	0-7
BAL	1	1:49	Rice 1 yd. run (Cundiff kick)	4-37; 1:19	0-14
PIT	2	10:23	Sanders 11 yd. pass from Roethlisberger (Suisham kick)	10-68; 6:26	7-14
BAL	2	1:48	Rice 11 yd. pass from Flacco (Cundiff Kick)	12-84; 5:16	7-21
BAL	3	14:39	Dickson 18 yd. pass from Flacco (Koch run)	1-18; 0:09	7-29
BAL	3	2:50	Cundiff 29 yd. FG	10-79; 4:35	7-32
BAL	4	1:56	Cundiff 30 yd. FG	4 (-3); 2:05	7-35

TEAM STATISTICS

	Steelers	Ravens
1st Downs	20 (4-15-1)	17 (5-10-2)
3rd Downs	3-9 (33%)	7-16 (44%)
4th Downs	0-1 (0%)	0-1 (0%)
Total Net Yards	312	385
Plays-Avg.	61-5.1	61-6.3
Rushing Yards	66	170
Rush Att.-Avg.	16-4.1	31-5.5
Passing Yards	280	224
Att.-Comp.-Int.	41-22-3	29-17-0
Sacks By	1-9	4-34
Punts-Avg.	4-52.8	5-47.2
Penalties	6-63	7-75
Fumbles-Lost	4-4	0-0
Time of Poss.	27:29	32:31

INDIVIDUAL STATISTICS

RUSHING: Pit. – Mendenhall 12-45; Redman 3-12; Roethlisberger 1-9. **Bal.** – Rice 19-107, 1 TD; Williams 12-63.

PASSING: Pit. – Roethlisberger 41-22-3, 280, 1 TD. **Bal.** – Flacco 29-17-0, 224, 3 TD.

RECEIVING: Pit. – Wallace 8-107; Ward 5-67; Miller 3-42; Moore 2-30; Sanders 2-20, 1 TD; Brown 2-14. **Bal.** – Dickson 5-59, 1 TD; Boldin 4-74, 1 TD; Rice 4-42, 1 TD; Pitta 2-45; Williams 1-4; Leach 1-0.

Game #2

Pittsburgh 24, Seattle 0
Sept. 18, 2011
Heinz Field (63,663)

PITTSBURGH – The Steelers won their ninth straight home opener, shutting out the Seattle Seahawks 24-0 at Heinz Field. This was the team's first shutout since the 2008 season and the second-consecutive time the Seahawks have been shut out at Heinz Field.

On the Steelers' opening drive, **QB Ben Roethlisberger** led the team to the Seattle one-yard line but the Seahawks held the Steelers on fourth-and-goal. The Steelers responded on their next drive when **RB Rashard Mendenhall** scored from one-yard out to put the Steelers up 7-0. Mendenhall finished with a game-high 66 yards rushing and one touchdown.

The Steelers went up 14-0 in the second quarter when **RB Isaac Redman** scored on a 20-yard touchdown run. It was Redman's first career rushing touchdown. He finished the game with 49 yards rushing and one touchdown. Steelers' **K Shaun Suisham** added a 20-yard field goal late in the first half and the Steelers took a 17-0 lead into halftime.

The Steelers scored their final points when Roethlisberger found **WR Mike Wallace** for a two-yard touchdown pass late in the third quarter. Wallace tied a career-high with eight receptions for 126 yards and one touchdown. The 126 receiving yards were the second-highest total of his career. Wallace also surpassed 100+ yards receiving for the fifth consecutive regular-season game.

The Steelers defense did not budge against Seattle, only letting up 164 total yards (133 passing, 31 rushing). The 164 yards allowed are the third-lowest total since the start of the 2008 season. The defense added five sacks. **NT Steve McLendon** recorded his first career half-sack and **LB James Harrison** became just the seventh player in team history to reach 50 sacks with his sack of QB Tarvaris Jackson.

With the victory, Roethlisberger won his 70th game as a starting quarterback. Roethlisberger is now 5-0 in home openers.

GAME SUMMARY

Seahawks (0-2)	0	0	0	0	0
STEELERS (1-1)	7	10	7	0	24

TEAM	Q	TIME	PLAY	DRIVE	SCORE
PIT	1	3:28	Mendenhall 1 yd. run (Suisham kick)	9-60; 4:51	7-0
PIT	2	12:41	Redman 20 yd. run (Suisham kick)	6-53; 2:40	14-0
PIT	2	1:52	Suisham 20 yd. FG	14-81; 7:43	17-0
PIT	3	3:30	Wallace 2 yd. pass from Roethlisberger (Suisham kick)	9-71; 5:47	24-0

TEAM STATISTICS

	Seahawks	Steelers
1st Downs	8 (1-7-0)	23 (5-16-2)
3rd Downs	2-12 (17%)	8-15 (53%)
4th Downs	1-2 (50%)	0-1 (0%)
Total Net Yards	164	421
Plays-Avg.	47-3.5	68-6.2
Rushing Yards	31	124
Rush Att.-Avg.	13-2.4	35-3.5
Passing Yards	159	313
Att.-Comp.-Int.	29-20-0	31-23-0
Sacks By	2-16	5-26
Punts-Avg.	8-48.1	3-58.3
Penalties	6-66	4-48
Fumbles-Lost	0-0	0-0
Time of Poss.	21:16	38:44

INDIVIDUAL STATISTICS

RUSHING: Sea. – Jackson 3-12; Lynch 6-11; Forsett 3-10; Washington 1(-2). **Pit.** – Mendenhall 19-66, 1 TD; Redman 10-49 1 TD; Roethlisberger 5-8; Brown 1-1.

PASSING: Sea. – Jackson 29-20-0, 159. **Pit.** – Roethlisberger 30-22-0, 298, 1 TD; Sanders 1-1-0, 15.

RECEIVING: Sea. – Obomanu 4-45; Durham 3-30; Forsett 3-20; Tate 2-12; McCoy 2-9; Williams 1-17; Miller 1-13; Williams 1-9; Washington 1-9; Baldwin 1-4; Lynch 1-1. **Pit.** – Wallace 8-126, 1TD; Brown 4-67; Ward 4-33; Sanders 2-44; Mendenhall 2-12; Miller 1-16; Moore 1-9; Redman 1-6.

Game #3

Pittsburgh 23, Indianapolis 20
Sept. 25, 2011
Lucas Oil Stadium (66,309)

INDIANAPOLIS – K Shaun Suisham nailed a 38-yard field goal with only four seconds left in the game to lift the Steelers to a 23-20 victory against the Indianapolis Colts at Lucas Oil Stadium. With the victory, the Steelers improved to 2-1 on the season. It marked the first victory for the Steelers in Indianapolis during the regular season since 1991.

The Steelers took the opening kickoff and went up 3-0 on Suisham's 48-yard field goal. Late in the first quarter, the Steelers took a 10-0 lead when **QB Ben Roethlisberger** found **WR Mike Wallace** for an 81-yard touchdown, the longest reception in Wallace's career. Wallace finished the game with a career-high 144 yards receiving and one touchdown, extending his franchise record to six consecutive 100-yard receiving games.

The Colts scored 13 unanswered points, thanks in large part to three Steelers' turnovers. A Roethlisberger fumble set up K Adam Vinatieri's 21-yard field goal to cut the lead 10-3. And with less than two minutes remaining in the half, Roethlisberger was sacked and stripped and Colts' DE Jamaal Anderson scooped the ball up and returned it 47 yards for a touchdown. On the Steelers' ensuing drive, Roethlisberger was picked off and Vinatieri connected from 25 yards out to give the Colts a 13-10 lead at halftime.

The Steelers tied the game 13-13 early in the fourth quarter on Suisham's 44-yard field goal. Midway through the fourth quarter the Steelers' defense forced its first turnover of the season on **LB James Harrison's** sack and forced fumble. **S Troy Polamalu** picked up the loose ball and returned it 16 yards to give the Steelers a 20-13 lead.

The Colts though struck on their next drive. RB Joseph Addai scored from six yards out to tie the game 20-20. But there was plenty of time for the Steelers to score. Roethlisberger led the team on a 10-play, 60-yard drive that was capped off by Suisham's game-winning field goal. It was Roethlisberger's 24th game-winning/overtime drive of his career. Roethlisberger finished with a game-high 364 yards passing with one touchdown.

GAME SUMMARY

STEELERS (2-1)	10	0	0	13	23
Colts (0-3)	0	13	0	7	20

TEAM	Q	TIME	PLAY	DRIVE	SCORE
PIT	1	12:43	Suisham 48 yd. FG	7-50; 2:17	3-0
PIT	1	3:29	Wallace 81 yd. pass from Roethlisberger (Suisham kick)	2-86; 0:53	10-0
IND	2	6:14	Vinatieri 21 yd. FG	12-47; 5:44	10-3
IND	2	1:46	Anderson 47 yd. fumble return (Vinatieri kick)	---; ---	10-10
IND	2	0:15	Vinatieri 25 yd. FG	4-5; 1:19	10-13
PIT	4	12:10	Suisham 44 yd. FG	10-50; 5:40	13-13
PIT	4	5:13	Polamalu 16 yd. fumble return (Suisham kick)	---; ---	20-13
IND	4	2:09	Addai 6 yd. run (Vinatieri kick)	10-80; 3:04	20-20
PIT	4	0:04	Suisham 38 yd. FG	10-60; 2:05	23-20

TEAM STATISTICS

	Steelers	Colts
1st Downs	19 (4-14-1)	14 (4-10-0)
3rd Downs	8-15 (53%)	7-16 (44%)
4th Downs	0-0 (0%)	0-0 (0%)
Total Net Yards	408	241
Plays-Avg.	68-6.0	62-3.9
Rushing Yards	67	97
Rush Att.-Avg.	28-2.4	21-4.6
Passing Yards	364	153
Att.-Comp.-Int.	37-25-1	40-18-0
Sacks By	1-9	3-23
Punts-Avg.	3-37.3	7-44.4
Penalties	4-38	3-21
Fumbles-Lost	2-2	1-1
Time of Poss.	33:58	26:02

INDIVIDUAL STATISTICS

RUSHING: Pit. – Mendenhall 18-37; Roethlisberger 5-15; Moore 2-9; Redman 3-6. Ind. – Addai 17-86, 1 TD; Carter 4-11.

PASSING: Pit. – Roethlisberger 37-25-1, 364, 1 TD. Ind. – Collins 29-13-0, 93; Painter 11-5-0, 60.

RECEIVING: Pit. – Wallace 5-144, 1 TD; Miller 5-71; Brown 4-75; Ward 3-17; Mendenhall 3-9; Sanders 2-21; Moore 1-22; Johnson 1-3; Saunders 1-2. Ind. – Garcon 6-82; Collie 5-29; Wayne 3-24; Clark 2-12; Eldridge 1-4; Addai 1-2.

Game #4

Houston 17, Pittsburgh 10
Oct. 2, 2011
Reliant Stadium (71,585)

HOUSTON – RB Arian Foster scored on a 42-yard run midway through the fourth quarter to score the final points of a 17-10 victory for the Houston Texans over the Steelers at Reliant Stadium. With the loss, the Steelers fell to 2-2 on the season.

The Texans scored on their first possession as QB Matt Schaub led the team on a 19-play, 95-yard drive that was capped off by a one-yard touchdown toss to TE Owen Daniels.

K Neil Rackers added a 25-yard field goal late in the second quarter to give the Texans a 10-0 lead. The Steelers finally had some momentum on their final drive of the half. **K Shaun Suisham** attempted a 30-yard field goal, but it was blocked by S Danieal Manning. CB Johnathan Joseph then scooped up the loose football and returned 61 yards for a touchdown but the play was negated on a block in the back penalty. The Steelers trailed 10-0 at the half.

On the Steelers' first possession of the second half **QB Ben Roethlisberger** led the team on a 13-play, 74-yard drive that was capped by **RB Rashard Mendenhall's** three-yard touchdown run. The Steelers then tied the game, 10-10, when Suisham connected from 26 yards to begin the fourth quarter.

On the Texans' ensuing possession, Foster broke free and scored from 42 yards out. It was the longest run the Steelers' defense had given up since the 2006 season. Foster finished the game with 30 carries for 155 yards and one touchdown. The Steelers though had a chance to tie the game with less than a minute left, but Roethlisberger was picked off by CB Jason Allen.

The Texans rushed for 180 yards, which is the second-most rushing yards the Steelers' defense allowed in a game since the 2001 season. Foster's 155 rushing yards were the second-most by a running back against the Steelers' defense since 2001.

WR Hines Ward had one reception for 19 yards, giving him 11,838 career receiving yards, which puts him in 20th place in NFL History for receiving yards.

GAME SUMMARY

STEELERS (2-2)	0	0	7	3	10
Texans (3-1)	7	3	0	7	17

TEAM	Q	TIME	PLAY	DRIVE	SCORE
HOU	1	4:05	Daniels 1 yd. pass from Schaub (Rackers kick)	19-95; 10:55	0-7
HOU	2	2:33	Rackers 25 yd. FG	12-60; 5:41	0-10
PIT	3	7:02	Mendenhall 3 yd. run (Suisham kick)	13-74; 7:58	7-10
PIT	4	14:57	Suisham 26 yd. FG	9-55; 5:27	10-10
HOU	4	12:02	Foster 42 yd. run (Rackers kick)	5-85; 2:55	10-17

TEAM STATISTICS

	Steelers	Texans
1st Downs	20 (8-10-2)	17 (9-8-0)
3rd Downs	5-12 (42%)	6-12 (50%)
4th Downs	0-1 (0%)	0-0 (0%)
Total Net Yards	296	318
Plays-Avg.	57-5.2	56-5.7
Rushing Yards	118	180
Rush Att.-Avg.	22-5.4	35-5.1
Passing Yards	206	138
Att.-Comp.-Int.	30-16-1	21-14-0
Sacks By	0-0	5-28
Punts-Avg.	4-50.5	5-47.0
Penalties	5-45	9-64
Fumbles-Lost	0-0	1-0
Time of Poss.	28:17	31:43

INDIVIDUAL STATISTICS

RUSHING: Pit. – Redman 6-40; Moore 4-34; Mendenhall 9-25, 1 TD; Roethlisberger 2-11; Brown 1-8. Hou. – Foster 30-155, 1 TD; Tate 2-20; Ogbonnaya 1-4; Schaub 2-1.

PASSING: Pit. – Roethlisberger 30-16-1, 206. Hou. – Schaub 21-14-0, 138, 1 TD.

RECEIVING: Pit. – Brown 5-67; Wallace 4-77; Miller 3-15; Ward 1-19; Redman 1-12; Sanders 1-10, Johnson 1-6. Hou. – Daniels 5-69, 1 TD; Johnson 4-36; Foster 3-11; Dreesen 1-14; Casey 1-8.

Game #5

Pittsburgh 38, Tennessee 17

Oct. 9, 2011

Heinz Field (63,875)

PITTSBURGH – QB **Ben Roethlisberger** threw for five touchdowns and RB **Jonathan Dwyer** ran for 107 yards, propelling the Steelers to a 38-17 victory over the Tennessee Titans at Heinz Field.

The Titans scored on their first possession of the game, marching 69 yards on 13 plays. K Rob Bironas connected from 29 yards out to put the Titans up 3-0.

The Steelers scored touchdowns on their first three possessions of the game. Roethlisberger found **TE Heath Miller** for an eight-yard touchdown pass to take a 7-3 lead. On the Steelers ensuing drive, Dwyer, on his first play of the season, raced down the sideline for a 76-yard run. It was the longest run of his career and it tied for the seventh longest run from scrimmage in Steelers' history. Later in the drive, Roethlisberger found **WR Hines Ward** for a seven-yard touchdown, and the Steelers led 14-3.

Roethlisberger threw his third touchdown of the day midway through the second quarter, finding **TE David Johnson** for a one-yard score. It was Johnson's first career touchdown, and the Steelers went into halftime up 21-3. The Steelers went up 28-3 when Roethlisberger connected with Ward on a five-yard touchdown pass. It was Ward's first multi-touchdown game of the season and 16th of his career. Ward finished with a game-high seven catches for 54 yards and two touchdowns.

The Titans cut the lead 28-10 on RB Chris Johnson's one-yard touchdown run but the Steelers answered. **K Shaun Suisham** extended the lead to 31-10 with a 19-yard field goal. Late in the fourth quarter the Titans cut the lead 31-17, when QB Matt Hasselbeck connected with WR Damian Williams on a 19-yard touchdown.

Roethlisberger threw his fifth touchdown pass of the game on the Steelers' next drive, finding **WR Mike Wallace** for a 40-yard score. It marked the second time in his career that he threw five touchdowns. Roethlisberger finished the game 24-of-34 for 228 yards with five touchdowns and one interception.

The Steelers' offense gained a season-high 431 total yards, including a season-high 174 yards rushing. The Steelers' defense held the Titans to 66 yards rushing, and had three sacks and one interception.

GAME SUMMARY

Titans (3-2)	3	0	7	7	17
STEELERS (3-2)	7	14	7	10	38

TEAM	Q	TIME	PLAY	DRIVE	SCORE
TEN	1	8:17	Bironas 29 yd. FG	13-69; 6:43	0-3
PIT	1	3:00	Miller 8 yd. pass from Roethlisberger (Suisham kick)	10-50; 5:17	7-3
PIT	2	11:14	Ward 7 yd. pass from Roethlisberger (Suisham kick)	8-70; 4:30	14-3
PIT	2	6:11	Johnson 1 yd. pass from Roethlisberger (Suisham kick)	5-90; 3:10	21-3
PIT	3	4:44	Ward 5 yd. pass from Roethlisberger (Suisham kick)	9-71; 5:41	28-3
TEN	3	2:02	Johnson 1 yd. run (Bironas kick)	9-77; 2:42	28-10
PIT	4	10:45	Suisham 19 yd. FG	11-53; 6:09	31-10
TEN	4	3:32	Williams 19 yd. pass from Hasselbeck (Bironas kick)	10-37; 2:55	31-17
PIT	4	2:39	Wallace 40 yd. pass from Roethlisberger (Suisham kick)	3-44; 0:53	38-17

TEAM STATISTICS

	Titans	Steelers
1st Downs	20 (6-11-3)	26 (9-15-2)
3rd Downs	7-15 (47%)	7-12 (58%)
4th Downs	1-2 (50%)	1-1 (100%)
Total Net Yards	306	431
Plays-Avg.	70-4.4	64-6.7
Rushing Yards	66	174
Rush Att.-Avg.	18-3.7	28-6.2
Passing Yards	262	261
Att.-Comp.-Int.	49-29-1	35-25-1
Sacks By	1-4	3-22
Punts-Avg.	4-42.3	2-24.0
Penalties	9-70	5-51
Fumbles-Lost	1-0	0-0
Time of Poss.	27:38	32:22

INDIVIDUAL STATISTICS

RUSHING: Ten. – Johnson 14-51, 1 TD; Ringer 3-12; Hasselbeck 1-3. Pit. – Dwyer 11-107, 1 TD; Redman 15-49; Brown 1-10; Wallace 1-8.

PASSING: Ten. – Hasselbeck 49-29-1, 262, 1 TD. Pit. – Roethlisberger 34-24-1, 228, 5 TD; Sepulveda 1-1-0, 33.

RECEIVING: Ten. – Williams 6-66, 1 TD; Ringer 6-16; Washington 5-69; Cook 4-59; Hawkins 4-33; Johnson 3-14; Mariani 1-5. Pit. – Ward 7-54, 2 TD; Wallace 6-82, 1 TD; Miller 3-46, 1 TD; Redman 3-12; Brown 2-23; Johnson 2-5, 1 TD; Mundy 1-33; Dwyer 1-6.

Game #6

Pittsburgh 17, Jacksonville 13

Oct. 16, 2011

Heinz Field (62,934)

PITTSBURGH – RB **Rashard Mendenhall** returned to action after missing the previous week with a hamstring injury, and rushed for a season-high 146 yards, leading the Steelers to a 17-13 victory over the Jacksonville Jaguars at Heinz Field. With the win, the Steelers improved to 4-2 on the season, including a 3-1 record against the AFC South.

The Steelers wasted no time, scoring on their opening drive of the game. **QB Ben Roethlisberger** led the team on a 10-play, 87-yard drive, that was capped off by Mendenhall's eight-yard touchdown run. The Steelers scored again on their next drive, when Roethlisberger found **WR Mike Wallace** for a 28-yard touchdown. Wallace finished with a game-high 76 yards on two receptions, including a long of 48 yards. It marked the fifth straight game Wallace had a reception of 40+ yards.

K Shaun Suisham connected on a 21-yard field goal to give the Steelers a 17-0 lead. For the second consecutive game, the Steelers scored on their first three drives of the game. The Steelers' defense dominated the first half, holding the Jaguars to 68 total yards, while sacking QB Blaine Gabbert four times. The Jaguars found a way to score, when K Josh Scobee connected from 46 yards out, and the Steelers went into halftime with a 17-3 lead.

The Steelers offense failed to score in the second half, which allowed the Jaguars to chip away at the lead. Late in the third quarter, Gabbert found WR Jason Hill for an 18-yard touchdown to cut the lead to 17-10. Late in the fourth quarter, Scobee connected from 45 yards out to cut the lead to 17-13. The Jaguars had a chance to win the game on their final drive, but Gabbert's hail-mary attempt was knocked down by Steelers' defenders.

The Steelers offense totaled 370 yards, including a season-high 185 yards on the ground. The Steelers' defense held the Jaguars to 209 total yards, including 76 net passing yards. The Steelers defense also had five sacks, including a pair from both **LB LaMarr Woodley** and **DE Brett Keisel**.

GAME SUMMARY

Jaguars (1-5)	0	3	7	3	13
STEELERS (4-2)	7	10	0	0	17

TEAM	Q	TIME	PLAY	DRIVE	SCORE
PIT	1	4:23	Mendenhall 8 yd. run (Suisham kick)	10-87; 5:57	7-0
PIT	2	13:40	Wallace 28 yd. pass from Roethlisberger (Suisham kick)	8-72; 4:15	14-0
PIT	2	10:58	Suisham 21 yd. FG	5-69; 1:25	17-0
JAX	2	8:44	Scobee 46 yd. FG	8-47; 2:14	17-3
JAX	3	1:46	Hill 18 yd. pass from Gabbert (Scobee kick)	17-80; 9:35	17-10
JAX	4	4:17	Scobee 45 yd. FG	5-25; 2:56	17-13

TEAM STATISTICS

	Jaguars	Steelers
1st Downs	16 (6-7-3)	15 (6-8-1)
3rd Downs	4-15 (27%)	7-15 (47%)
4th Downs	1-1 (100%)	0-0 (0%)
Total Net Yards	209	370
Plays-Avg.	61-3.4	58-6.4
Rushing Yards	133	185
Rush Att.-Avg.	30-4.4	32-5.8
Passing Yards	109	200
Att.-Comp.-Int.	26-12-0	23-12-0
Sacks By	3-15	5-33
Punts-Avg.	7-42.3	6-42.7
Penalties	4-22	8-65
Fumbles-Lost	0-0	1-0
Time of Poss.	28:47	31:13

INDIVIDUAL STATISTICS

RUSHING: Jax. – Jones-Drew 22-96; Karim 5-21; Gabbert 3-16. Pit. – Mendenhall 23-146, 1 TD; Redman 4-22; Roethlisberger 3-9; Dwyer 2-8.

PASSING: Jax. – Gabbert 26-12-0, 109, 1 TD. Pit. – Roethlisberger 23-12-0, 200, 1 TD.

RECEIVING: Jax. – Thomas 4-36; Lewis 2-29; Hill 2-29, 1 TD; Jones-Drew 2-8; Dillard 1-7; Jones 1-0. Pit. – Miller 4-27; Ward 3-47; Wallace 2-76, 1 TD; Sanders 1-32; Brown 1-16; Redman 1-2.

Game #7

Pittsburgh 32, Arizona 20

Oct. 23, 2011

University of Phoenix Stadium (62,475)

GLENDAL, Ariz. – The Steelers won their third consecutive game, defeating the Arizona Cardinals 32-20 at the University of Phoenix Stadium. With the win, the Steelers improved to 5-2 on the season, including 2-0 against the NFC West.

The Steelers scored a touchdown on their first possession for the third straight game after **S Ryan Clark** intercepted QB Kevin Kolb off a tipped pass to set the Steelers up at the Cardinals 31-yard line. Five plays later, **QB Ben Roethlisberger** found **TE Heath Miller** for a 12-yard score, and the Steelers led 7-0.

Midway through the second quarter, Roethlisberger and **WR Mike Wallace** connected on a 95-yard touchdown reception. It was the longest pass play in Steelers' history and second-longest play from scrimmage in team history. Wallace has now recorded one reception of at least 40 yards in six consecutive games, which is the longest streak in the NFL since Isaac Bruce in 2000. Wallace finished with a game-high 118 yards receiving and one touchdown.

With the Steelers up 14-0, the Cardinals answered with a 13-play 80-yard drive that was capped off by a one-yard run by RB Alfonso Smith to cut the lead 14-7. The Steelers went into halftime with a 17-7 lead when **K Shaun Suisham** connected on a 41-yard field goal as time expired.

The Cardinals cut the lead 17-14 when Kolb found RB LaRod Stephens-Howling for a 73-yard touchdown. But the Steelers put the game out of reach on their next three drives. Roethlisberger found **WR Emmanuel Sanders** for a four-yard touchdown to put the Steelers up 24-14. Then the Steelers registered a safety, their first since the 2008 season. **LB LaMarr Woodley** pressured Kolb in the end zone and Kolb was flagged for intentional grounding.

Suisham added two field goals in the fourth quarter (42, 39) to give the Steelers a 32-14 lead. The Cardinals added one score late in the fourth quarter.

Roethlisberger finished the game 26-of-39 for 361 yards with three touchdowns and zero interceptions, guiding the Steelers' offense to a season-high 445 total yards. Woodley added two sacks, marking the second time in his career that he's had three consecutive multi-sack games.

GAME SUMMARY

STEELERS (5-2)	7	10	9	6	32
Cardinals (1-5)	0	7	7	6	20

TEAM	Q	TIME	PLAY	DRIVE	SCORE
PIT	1	9:39	Miller 12 yd. pass from Roethlisberger (Suisham kick)	5-31: 3:07	7-0
PIT	2	8:09	Wallace 95 yd. pass from Roethlisberger (Suisham kick)	1-91: 0:12	14-0
ARZ	2	1:20	Smith 1 yd. run (Feely kick)	13-80: 6:49	14-7
PIT	2	0:00	Suisham 41 yd. FG	8-52: 1:20	17-7
ARZ	3	9:26	Stephens-Howling 73 yd. pass from Kolb (Feely kick)	6-89: 2:40	17-14
PIT	3	3:54	Sanders 4 yd. pass from Roethlisberger (Suisham kick)	11-80: 5:32	24-14
PIT	3	3:42	Penalty on Kolb enforced in end zone for a Safety	----;----	26-14
PIT	4	11:30	Suisham 42 yd. FG	13-51: 7:12	29-14
PIT	4	6:46	Suisham 39 yd. FG	7-19: 4:10	32-14
ARZ	4	3:53	Doucet 2 yd. pass from Kolb (Pass failed)	11-71: 2:53	32-20

TEAM STATISTICS

	Steelers	Cardinals
1st Downs	26 (51-17.4)	23 (51-15.3)
3rd Downs	6-12 (50%)	3-8 (38%)
4th Downs	0-0 (0%)	1-1 (100%)
Total Net Yards	445	330
Plays-Avg.	69-6.4	55-6.0
Rushing Yards	91	73
Rush Att.-Avg.	28-3.3	19-3.8
Passing Yards	361	272
Att.-Comp.-Int.	39-26-0	34-18-1
Sacks By	2-15	2-7
Punts-Avg.	3-39.3	4-47.8
Penalties	9-69	9-74
Fumbles-Lost	0-0	0-0
Time of Poss.	35:47	24:13

INDIVIDUAL STATISTICS

RUSHING: Pit. – Mendenhall 13-32; Redman 6-29; Moore 6-26; Miller 1-6; Roethlisberger 2 (-2). Ariz. – Wells 12-42; Smith 5-17, 1 TD; Kolb 2-14.

PASSING: Pit. – Roethlisberger 39-26-0, 361, 3 TD. Ariz. – Kolb 34-18-1, 272, 2 TD.

RECEIVING: Pit. – A. Brown 7-102; Sanders 5-46, 1 TD; Miller 4-59, 1 TD; Wallace 3-118, 1 TD; Ward 3-21; Redman 3-10; Mendenhall 1-5. Ariz. – Doucet 5-30, 1 TD; Fitzgerald 4-78; Stephens-Howling 2-76, 1 TD; Houser 2-28; Sampson 2-27; Sherman 1-15; King 1-10; Roberts 1-8.

Game #8

Pittsburgh 25, New England 17

Oct. 30, 2011

Heinz Field (64,424)

PITTSBURGH – The Steelers won their fourth straight contest, defeating the New England Patriots 25-17 at Heinz Field. With the win, the Steelers improved to 6-2 on the season.

The Steelers scored a touchdown on their opening drive for the fourth straight game as they drove 68 yards on 11 plays. **QB Ben Roethlisberger** found **RB Melville Moore** for a five-yard touchdown to give the Steelers a 7-0 lead. Roethlisberger finished the game with a season-high 365 passing yards and two touchdowns.

The Steelers increased their lead to 10-0 when **K Shaun Suisham** connected on a 33-yard field goal. Roethlisberger looked poised to add to the lead but he was picked off by LB Gary Guyton. Guyton's interception set the Patriots up at the Steelers eight-yard line. Two plays later QB Tom Brady found WR Deion Branch for a two-yard touchdown to cut the lead 10-7.

Roethlisberger answered on the ensuing drive, finding **WR Antonio Brown** for a seven-yard touchdown to give the Steelers a 17-7 lead. Patriots K Stephen Gostkowski added a 46-yard field goal prior to halftime to cut the lead 17-10.

The Steelers offense continued to control the clock after halftime. Suisham added two field goals (21, 23) to give the Steelers a 23-10 lead. The Patriots made the last few minutes of the fourth quarter very interesting. Brady found TE Aaron Hernandez for a one-yard score to cut the lead to 23-17. The Patriots' onside kick attempt failed but the Steelers were unable to run out the clock. That left Brady with less than 30 seconds to work.

The Steelers defense sealed the win when **DE Brett Keisel** sacked Brady and forced a fumble. The ball rolled through the end zone and out of bounds for a safety. **LB LaMarr Woodley** added two sacks, becoming the first player in team history to register at least 1.5 sacks in four consecutive regular-season games. The Steelers defense held the Patriots to season-lows in total net yards (213), passing yards (198) and points (17).

The Steelers offense totaled 427 total yards (329 passing and 98 rushing), while controlling the football for almost 40 minutes.

GAME SUMMARY

Patriots (5-2)	0	10	0	7	17
STEELERS (6-2)	7	10	3	5	25

TEAM	Q	TIME	PLAY	DRIVE	SCORE
PIT	1	9:08	Moore 5 yd. pass from Roethlisberger (Suisham kick)	11-68: 5:52	7-0
PIT	2	14:57	Suisham 33 yd. FG	16-72: 7:47	10-0
NE	2	8:20	Branch 2 yd. pass from Brady (Gostkowski kick)	2-8: 0:33	10-7
PIT	2	2:41	Brown 7 yd. pass from Roethlisberger (Suisham kick)	10-76: 5:39	17-7
NE	2	0:29	Gostkowski 46 yd. FG	10-52: 2:12	17-10
PIT	3	6:11	Suisham 21 yd. FG	14-70: 7:06	20-10
PIT	4	11:26	Suisham 23 yd. FG	11-63: 5:54	23-10
NE	4	2:35	Hernandez 1 yd. pass from Brady (Gostkowski kick)	10-67: 3:28	23-17
PIT	4	0:08	Brady fumble out of bounds in end zone for safety	----;----	25-17

TEAM STATISTICS

	Patriots	Steelers
1st Downs	19 (3-11-5)	29 (5-23-1)
3rd Downs	3-10 (30%)	10-16 (63%)
4th Downs	0-0 (0%)	0-0 (0%)
Total Net Yards	213	427
Plays-Avg.	50-4.3	78-5.5
Rushing Yards	43	98
Rush Att.-Avg.	12-3.6	23-4.3
Passing Yards	198	365
Att.-Comp.-Int.	35-24-0	50-36-1
Sacks By	5-36	3-28
Punts-Avg.	4-42.0	1-31.0
Penalties	6-37	8-50
Fumbles-Lost	1-0	1-0
Time of Poss.	20:38	39:22

INDIVIDUAL STATISTICS

RUSHING: N.E. – Faulk 6-32; Green-Ellis 5-9; Hernandez 1-2. Pit. – Mendenhall 13-70; Moore 1-16; Redman 7-11; Roethlisberger 2-1.

PASSING: N.E. – Brady 35-24-0, 198, 2 TDs. Pit. – Roethlisberger 50-36-1, 365, 2 TDs.

RECEIVING: N.E. – Gronkowski 7-94; Welker 6-39; Faulk 5-20; Branch 4-36, 1 TD; Hernandez 2-9, 1 TD. Pit. – Brown 9-67, 1 TD; Miller 7-85; Wallace 7-70; Sanders 5-70; Mendenhall 3-22; Moore 2-29, 1 TD; Catchery 1-10; Johnson 1-7; Redman 1-5.

Game #9

Baltimore 23, Pittsburgh 20
Nov. 6, 2011
Heinz Field (64,581)

PITTSBURGH – For the second consecutive year, QB Joe Flacco threw the game-winning touchdown at Heinz Field, this time to WR Torrey Smith, and the Ravens beat the Steelers 23-20. The Steelers dropped to 6-3 on the season.

On the opening drive of the game, the Ravens traveled 74 yards in 14 plays to set up an 18-yard field goal by K Billy Cundiff to take a 3-0 lead. **K Shaun Suisham** tied the game with a 36-yard field goal early in the second quarter.

Both teams exchanged field goals as Cundiff made a 43-yarder midway through the second quarter and Suisham connected from 30 yards out with only one minute left in the half. Cundiff connected on a 51-yarder as the clock expired, and the Ravens led 9-6 at halftime.

LB Terrell Suggs picked off **QB Ben Roethlisberger** when the Steelers were driving early in the second half. The Ravens went up 16-6 on their ensuing drive when Rice scored from four yards out. The Steelers got right back into the game when **RB Rashard Mendenhall** scored on a one-yard run to cut the lead to 16-13. On the Ravens next drive, **LB James Harrison** forced a fumble on a sack of Flacco and **CB William Gay** fell on the loose ball. Harrison finished the game with three sacks in his first game back in more than one month.

Roethlisberger led his team on a six-play, 58-yard drive that was capped off by a 25-yard touchdown toss to **WR Mike Wallace**. Roethlisberger finished with 330 yards passing, becoming the only quarterback in Steelers' history to throw for 300+ yards in three consecutive regular-season games.

The Steelers defense held the Ravens on their next possession but the Steelers were unable to add to their total. They pinned the Ravens on their own eight-yard line with 2:24 left in the game. That's when Flacco led his team on a 13-play 92-yard drive that was capped by the 26-yard touchdown pass to Smith in closing seconds.

GAME SUMMARY

Ravens (6-2)	3	6	7	7	23
STEELERS (6-3)	0	6	0	14	20

TEAM	Q	TIME	PLAY	DRIVE	SCORE
BAL	1	8:10	Cundiff 18 yd. FG	14-75: 6:50	0-3
PIT	2	14:05	Suisham 36 yd. FG	7-52: 3:03	3-3
BAL	2	9:28	Cundiff 43 yd. FG	10-34: 4:37	3-6
PIT	2	1:05	Suisham 30 yd. FG	10-49: 4:34	6-6
BAL	2	0:00	Cundiff 51 yd. FG	5-32: 1:05	6-9
BAL	3	4:27	Rice 3 yd. run (Cundiff kick)	12-71: 6:09	6-16
PIT	4	14:32	Mendenhall 1 yd. run (Suisham kick)	11-80: 4:55	13-16
PIT	4	4:59	Wallace 25 yd. pass from Roethlisberger (Suisham kick)	6-58: 2:41	20-16
BAL	4	0:08	Smith 26 yd. pass from Flacco (Cundiff kick)	13-92: 2:16	20-23

TEAM STATISTICS

	Ravens	Steelers
1st Downs	23(2-18-3)	20 (5-15-0)
3rd Downs	14-21 (67%)	7-12 (58%)
4th Downs	1-1 (100%)	0-0 (0%)
Total Net Yards	356	392
Plays-Avg.	77-4.6	58-6.8
Rushing Yards	67	70
Rush Att.-Avg.	27-2.5	20-3.5
Passing Yards	300	330
Att.-Comp.-Int.	47-28-0	37-20-1
Sacks By	1-8	3-11
Punts-Avg.	2-45.0	3-33.3
Penalties	3-20	6-69
Fumbles-Lost	2-1	1-1
Time of Poss.	33:59	26:01

INDIVIDUAL STATISTICS

RUSHING: Bal. – Rice 18-43, 1 TD; Williams 9-24. Pit. – Mendenhall 13-52, 1 TD; Roethlisberger 3-13; Cotchery 1-3; Redman 3-2.

PASSING: Bal. – Flacco 47-28-0, 300, 1 TD. Pit. – Roethlisberger 37-20-1, 330, 1 TD.

RECEIVING: Bal. – Boldin 7-88; Smith 5-71, 1 TD; Pitta 5-46; Rice 5-43; Williams 2-28; Dickson 2-8; Williams 1-11; Leach 1-5. Pit. – Brown 5-109; Miller 5-73; Wallace 4-68, 1 TD; Cotchery 3-44; Johnson 1-25; Redman 1-8; Mendenhall 1-3.

Game #10

Pittsburgh 24, Cincinnati 17
Nov. 13, 2011
Paul Brown Stadium (63,262)

CINCINNATI – **CB William Gay** picked off QB Andy Dalton late in the fourth quarter, helping to clinch the Steelers 24-17 victory over the Cincinnati Bengals at Paul Brown Stadium. The Steelers also improved to 10-2 during the regular season at Paul Brown Stadium.

The Steelers raced to a 14-0 lead, scoring touchdowns on their first two possessions of the game. **QB Ben Roethlisberger** found **WR Jerricho Cotchery** for a 16-yard touchdown to give the Steelers a 7-0 lead. It was Cotchery's first touchdown as a Steeler.

RB Rashard Mendenhall scored from two yards out late in the first quarter to give the Steelers a 14-0 lead. The Bengals scored with only 14 seconds left in the first quarter when Dalton found WR A.J. Green for a 36-yard touchdown. On the Steelers ensuing drive, Roethlisberger was picked off by CB Leon Hall. The Bengals took over and K Mike Nugent made a 43-yard field goal to cut the lead to 14-10.

K Shaun Suisham connected from 39 yards with less than a minute remaining in the first half, and the Steelers went into halftime with a 17-10 lead. The Bengals tied the game at 17-17 when Dalton found TE Jermaine Gresham for a one-yard score. The Steelers registered the game-deciding touchdown late in the third quarter when Mendenhall scored from nine yards out. Mendenhall finished with 44 yards rushing and recorded his fourth multi-touchdown game of his career.

The Steelers got a lot of help from their defense in the fourth quarter, recording two crucial interceptions when the Bengals were driving. **LB Lawrence Timmons** picked off Dalton early in the fourth quarter off a deflection by Gay. Then Gay added his own interception as the Bengals were driving late in the fourth quarter. The Steelers' defense forced a season-high two turnovers.

GAME SUMMARY

STEELERS (7-3)	14	3	7	0	24
Bengals (6-3)	7	3	7	0	17

TEAM	Q	TIME	PLAY	DRIVE	SCORE
PIT	1	9:15	Cotchery 16 yd. pass from Roethlisberger (Suisham kick)	8-54: 4:15	7-0
PIT	1	3:37	Mendenhall 2 yd. run (Suisham kick)	9-78: 4:34	14-0
CIN	1	0:14	Green 36 yd. pass from Dalton (Nugent kick)	7-79: 3:23	14-7
CIN	2	12:02	Nugent 43 yd. FG	7-15: 2:41	14-10
PIT	2	0:58	Suisham 39 yd. FG	16-67: 6:38	17-10
CIN	3	8:38	Gresham 1 yd. pass from Dalton (Nugent kick)	11-67: 4:47	17-17
PIT	3	1:55	Mendenhall 9 yd. run (Suisham kick)	11-81: 6:43	24-17

TEAM STATISTICS

	Steelers	Bengals
1st Downs	24(6-18-0)	14 (6-7-1)
3rd Downs	5-12 (42%)	4-11 (36%)
4th Downs	0-0 (0%)	0-0 (0%)
Total Net Yards	328	279
Plays-Avg.	68-4.8	56-5.0
Rushing Yards	105	109
Rush Att.-Avg.	30-3.5	26-4.2
Passing Yards	223	170
Att.-Comp.-Int.	33-21-1	30-15-2
Sacks By	0-0	5-22
Punts-Avg.	5-50.4	6-46.0
Penalties	4-31	4-35
Fumbles-Lost	0-0	0-0
Time of Poss.	33:53	26:07

INDIVIDUAL STATISTICS

RUSHING: Pit. – Mendenhall 16-44, 2 TDs; Wallace 2-31; Redman 7-25; Moore 2-7; Roethlisberger 3-(-2). Cin. – Benson 15-57; Scott 7-38; Green 1-7; Hawkins 1-4; Leonard 2-3.

PASSING: Pit. – Roethlisberger 33-21-1, 245, 1 TD. Cin. – Dalton 30-15-2, 170, 2 TDs.

RECEIVING: Pit. – Wallace 6-54; Brown 5-86; Miller 3-31; Cotchery 2-29, 1 TD; Mendenhall 1-26; Saunders 1-11; Ward 1-10; Johnson 1-6, Redman 1-(-8). Cin. – Hawkins 5-56; Gresham 4-23, 1 TD; Caldwell 3-25; Green 1-36, 1 TD; Cochart 1-25; Benson 1-5.

Game #11

Pittsburgh 13, Kansas City 9
Nov. 27, 2011
Arrowhead Stadium (72,173)

KANSAS CITY – **CB Keenan Lewis'** interception of Chiefs' QB Tyler Palko late in the fourth quarter sealed the 13-9 Steelers' victory against the Kansas City Chiefs at Arrowhead Stadium. The Steelers improved to 8-3 on the season and remained tied for first place in the AFC North.

Palko led the Chiefs on an 11-play, 57-yard drive set up K Ryan Succop for a 41-yard field goal on the opening drive of the game to put the Chiefs up 3-0. The Steelers marched the ball right down the field on their ensuing possession, but **RB Mewelde Moore** fumbled and the Chiefs recovered the football in the end zone.

On the ensuing drive the Steelers' defense came up big when **DE Brett Keisel** recovered a Palko fumble. On the Chiefs' next possession, **CB Ike Taylor** picked off Palko. **K Shaun Suisham** hit a 21-yard field goal to tie the game 3-3. **S Ryan Mundy** picked off Palko on the Chiefs' next possession. It was Mundy's first career interception.

The Steelers then marched right down the field. **QB Ben Roethlisberger** found **TE Weslye Saunders** for a two-yard touchdown to give the Steelers a 10-3 lead. It was Saunders' first career touchdown reception. Roethlisberger finished the game with 193 yards passing and one touchdown.

Late in the second quarter, Succop connected on a 49-yard field goal to cut the lead to 10-6. But as the halftime whistle sounded, Suisham connected on a 49-yard field goal of his own to give the Steelers a 13-6 lead going into the break.

Though the Steelers' offense did not score a point in the second half, the Steelers' defense repeatedly shut down the Chiefs. Succop was able to make a 40-yard field goal midway through the fourth quarter but it was too little, too late. As the Chiefs were driving to win the game, Palko threw his third interception of the night to Lewis.

The Steelers' offense outgained the Chiefs 290-252, and the Steelers' defense forced four turnovers. It was the most turnovers forced in a single game all season, and it was the first time the Steelers had a plus-two advantage in the turnover department.

GAME SUMMARY

STEELERS (8-3)	0	13	0	0	13
Chiefs (4-7)	3	3	0	3	9

TEAM	Q	TIME	PLAY	DRIVE	SCORE
KC	1	10:40	Succop 41 yd. FG	11-57; 4:20	0-3
PIT	2	13:29	Suisham 21 yd. FG	4-4; 1:31	3-3
PIT	2	10:53	Saunders 2 yd. pass from Roethlisberger (Suisham kick)	5-24; 2:29	10-3
KC	2	4:30	Succop 49 yd. FG	9-38; 3:20	10-6
PIT	2	0:00	Suisham 49 yd. FG	9-47; 4:30	13-6
KC	4	7:11	Succop 40 yd. FG	13-70; 6:11	13-9

TEAM STATISTICS

	Steelers	Chiefs
1st Downs	18(3-13-2)	15 (6-9-0)
3rd Downs	3-11 (27%)	6-15 (40%)
4th Downs	1-1 (100%)	2-2 (100%)
Total Net Yards	290	252
Plays-Avg.	60-4.8	63-4.0
Rushing Yards	108	90
Rush Att.-Avg.	28-3.9	34-2.6
Passing Yards	193	167
Att.-Comp.-Int.	31-21-1	28-18-3
Sacks By	1-5	1-11
Punts-Avg.	5-42.2	3-37.3
Penalties	6-50	4-20
Fumbles-Lost	1-1	1-1
Time of Poss.	33:30	26:30

INDIVIDUAL STATISTICS

RUSHING: Pit. – Mendenhall 17-57; Redman 3-22; Moore 2-16; Roethlisberger 4-8; Brown 2-5. KC. – Jones 13-37; McCluster 9-28; Battle 9-20; Arenas 2-5; Palko 1-0.

PASSING: Pit. – Roethlisberger 31-21-1, 193, 1 TD. KC. – Palko 28-18-3, 167.

RECEIVING: Pit. – Brown 4-81; Ward 4-21; Moore 3-9; Sanders 2-25; Wallace 2-17; Mendenhall 2-10; Redman 2-8; Miller 1-20; Saunders 1-2, 1 TD. KC. – Bowe 7-69; Breaston 4-44; Baldwin 2-26; McCluster 2-11; Pope 1-9; Jones 1-7; Maneri 1-1.

Game #12

Pittsburgh 35, Cincinnati 7
Dec. 4, 2011
Heinz Field (63,697)

PITTSBURGH – The Steelers exploded for 28 second quarter points and routed the Cincinnati Bengals 35-7 at Heinz Field. With the win, the Steelers improved to 9-3 on the season and remained tied for first place in the AFC North.

The Steelers got a lot of help in all three phases of the game. Cincinnati threatened on their first possession of the game, but **DE Cameron Heyward** blocked K Mike Nugent's field goal attempt, ending Cincinnati's momentum. Then the Steelers offense kicked it into high gear.

RB Rashard Mendenhall scored two consecutive touchdowns. Mendenhall first scored on a three-yard run and then scored on a five-yard run just two minutes later to give the Steelers a 14-0 lead. Mendenhall finished with a game-high 60 rushing yards and two touchdowns. His 28 career rushing touchdowns moved him into fifth place on the Steelers' all-time rushing touchdowns list.

On the Bengals ensuing drive, WR Brandon Tate was stripped on his kickoff return by **LB Stevenson Sylvester** and **WR Emmanuel Sanders** fell on the loose ball. Three plays later, **QB Ben Roethlisberger** found **WR Mike Wallace** for a 12-yard touchdown pass to give the Steelers a 21-0 lead.

The Bengals though would strike on their next drive, marching 80 yards in 10 plays. QB Andy Dalton found WR A.J. Green for an 11-yard touchdown to get the Bengals their only seven points of the game.

The Steelers forced the Bengals to punt on their next possession, and that's when the special teams delivered. **WR Antonio Brown** returned a punt 60 yards for a touchdown, marking the first punt return for a touchdown by the Steelers since the 2006 regular season. The Steelers went into halftime with a 28-7 lead.

The Steelers went ahead 35-7 when Roethlisberger found Wallace again, this time for a 19-yard touchdown. Roethlisberger finished the game 15-of-23 for 176 yards and two touchdowns. Ben's 2,026 career completions moved him into first place on the Steelers all-time list for completions, passing Terry Bradshaw (2,025) for the most in team history.

Both teams removed their starters in the fourth quarter. **CB Ike Taylor** though picked off QB Bruce Gradkowski early in the fourth quarter. It marked the first time Taylor had interceptions in back-to-back regular season games in his career.

GAME SUMMARY

Bengals (7-5)	0	7	0	0	7
STEELERS (9-3)	0	28	7	0	35

TEAM	Q	TIME	PLAY	DRIVE	SCORE
PIT	2	12:47	Mendenhall 3 yd. run (Suisham kick)	9-87; 5:45	7-0
PIT	2	10:12	Mendenhall 5 yd. run (Suisham kick)	3-65; 1:34	14-0
PIT	2	8:33	Wallace 12 yd. pass from Roethlisberger (Suisham kick)	3-23; 1:32	21-0
CIN	2	4:06	Green 11 yd. pass from Dalton (Nugent kick)	10-80; 4:27	21-7
PIT	2	1:16	Brown 60 yd. punt return (Suisham kick)	---; ---	28-7
PIT	3	3:26	Wallace 19 yd. pass from Roethlisberger (Suisham kick)	10-93; 6:39	35-7

TEAM STATISTICS

	Bengals	Steelers
1st Downs	13(6-7-0)	22 (9-10-3)
3rd Downs	2-11 (18%)	2-10 (20%)
4th Downs	1-1 (100%)	0-0 (0%)
Total Net Yards	232	295
Plays-Avg.	55-4.2	59-5.0
Rushing Yards	104	136
Rush Att.-Avg.	22-4.7	33-4.1
Passing Yards	152	176
Att.-Comp.-Int.	30-14-1	23-15-0
Sacks By	3-17	3-24
Punts-Avg.	7-45.3	5-54.2
Penalties	10-109	4-29
Fumbles-Lost	2-1	0-0
Time of Poss.	27:16	32:44

INDIVIDUAL STATISTICS

RUSHING: Cin. – Benson 13-52; Scott 5-30; Green 1-15; Dalton 2-6; Gradkowski 1-1. Pit. – Mendenhall 16-60; 2 TDs; Redman 8-51; Moore 1-13; Brown 1-9; Dwyer 3-8; Batch 3(-2); Wallace 1-(-3).

PASSING: Cin. – Dalton 24-11-0, 135, 1 TD; Gradkowski 6-3-1, 17. Pit. – Roethlisberger 23-15-0, 176, 2 TDs.

RECEIVING: Cin. – Green 6-87, 1 TD; Leonard 4-20; Gresham 3-37; Hawkins 1-8. Pit. – Ward 5-30; Wallace 3-38, 2 TDs; Brown 2-67; Miller 2-12; Saunders 1-14; Johnson 1-9; Sanders 1-6.

Game #13

Pittsburgh 14, Cleveland 3
Dec. 8, 2011
Heinz Field (60,754)

PITTSBURGH – Clinging to a 7-3 lead late in the game, **QB Ben Roethlisberger** found **WR Antonio Brown** for a 79-yard touchdown pass to give the Steelers a 14-3 victory. The Steelers improved to 10-3 on the season while the Browns fell to 4-9.

The Browns took a 3-0 lead on their opening drive when K Phil Dawson connected on a 20-yard field goal.

The Steelers responded on their first drive of the game, going 73 yards on five plays. Roethlisberger found **WR Jerricho Cotchery** for an 11-yard touchdown to give the Steelers a 7-3 lead. It was Cotchery's second career touchdown as a Steeler.

The Steelers defense made key plays, giving the Steelers offense many opportunities to increase their lead, but both **WR Hines Ward** and **TE Heath Miller** fumbled in the red zone. Midway through the second quarter, it appeared that Roethlisberger sustained a significant injury to his left leg and would miss the rest of the first half. But Roethlisberger came on the field after halftime and played every snap in the second half.

The Steelers and Browns though could not capitalize on each other's mistakes. Roethlisberger was picked off by S Mike Adams but the Browns could not score despite being in Steelers' territory. Cleveland had the ball inside the Steelers' 20-yard line with less than five minutes to go but QB Colt McCoy threw his second interception, this time to **CB William Gay** in the end zone and the Steelers took over at the Cleveland 20-yard line.

Two plays later, Roethlisberger found Brown for the game-winning touchdown. Roethlisberger finished with 280 yards passing and two touchdowns for a passer rating of 129.6, his highest of the season. He improved to 13-1 all time against the Browns. Brown continued his dominance as he has now led the Steelers in either receptions or receiving yards for the seventh consecutive game.

The Steelers defense continued its stellar play, recording three sacks and two interceptions. The defense has forced 10 turnovers in its last four games.

GAME SUMMARY

Browns (4-9)	3	0	0	0	3
STEELERS (10-3)	7	0	0	7	14

TEAM	Q	TIME	PLAY	DRIVE	SCORE
CLE	1	9:22	Dawson 20 yd. FG	10:78; 5:38	0-3
PIT	1	6:12	Cotchery 11 yd. pass from Roethlisberger (Suisham kick)	5:73; 3:10	7-3
PIT	4	2:52	Brown 79 yd. pass from Roethlisberger (Suisham kick)	2:80; 0:19	14-3

TEAM STATISTICS

	Browns	Steelers
1st Downs	19(4-12-3)	20(7-11-2)
3rd Downs	7-16 (44%)	2-8 (25%)
4th Downs	0-1 (0%)	0-1 (0%)
Total Net Yards	304	416
Plays-Avg.	69-4.4	53-7.8
Rushing Yards	98	147
Rush Att.-Avg.	30-3.3	28-5.3
Passing Yards	222	280
Att.-Comp.-Int.	36-19-2	23-16-1
Sacks By	2-11	3-16
Punts-Avg.	6-34.2	4-41.3
Penalties	6-54	12-97
Fumbles-Lost	2-0	2-2
Time of Poss.	32:18	27:42

INDIVIDUAL STATISTICS

RUSHING: Cle. – Ogbonnaya 2-31; Hillis 10-25; Hardesty 11-24; McCoy 6-15; Cribbs 1-3; Pit. – Mendenhall 18-76; Redman 6-35; Wallace 1-21; Moore 3-15.

PASSING: Cle. – McCoy 35-18-2, 209; Wallace 1-1-0, 13. Pit. – Roethlisberger 23-16-1, 280, 2 TDs; Batch 2-0-0, 0.

RECEIVING: Cle. – Moore 4-55; Massaquoi 3-44; Cribbs 2-38; Little 2-25; Norwood 2-21; Smith 2-19; Watson 2-11; Hardesty 2-9. Pit. – Brown 5-151, 1 TD; Wallace 4-57; Cotchery 2-33, 1 TD; Johnson 2-22; Miller 2-11; Ward 1-6.

Game #14

San Francisco 20, Pittsburgh 3
Dec. 19, 2011
Candlestick Park (69,732)

SAN FRANCISCO – The Steelers suffered a 20-3 loss against the San Francisco 49ers on Monday Night Football at Candlestick Park. Despite the loss, the Steelers still clinched a playoff spot and remained tied for first place in the AFC North.

The start of the game was delayed because of a power outage, but once the game began, the Steelers had success moving the football early. However, their first two drives ended with interceptions. On the Steelers' first possession, **QB Ben Roethlisberger** was picked off by CB Carlos Rodgers. That led to a David Akers' 22-yard field goal, and the 49ers led 3-0.

Roethlisberger was picked off again on the Steelers' next drive, which led to another Akers' field goal. His 38-yard boot gave the 49ers a 6-0 lead. Right after Akers' field goal, the game was delayed again because of a power outage. Once play resumed, neither team was able to score, and the 49ers led 6-0 at halftime.

The Steelers finally got on the board midway through the third quarter when **K Shaun Suisham** nailed a 51-yard bomb to cut the lead to 6-3. It was Suisham's longest field goal as a Steeler.

The 49ers though drove right down the field on their ensuing drive. **QB Alex Smith** found TE Vernon Davis for a one-yard score to give the 49ers a 13-3 lead. Two drives later, Roethlisberger fumbled the football when he was sacked, giving the 49ers excellent field position. RB Frank Gore scored from five yards out to give the 49ers the 20-3 victory.

Despite outgaining the 49ers 389-287, the Steelers turned the ball over four times and did not force any turnovers. Roethlisberger threw for 330 yards but he threw three interceptions. **WR Jerricho Cotchery** recorded a season-high and his highest total as a Steeler with 93 receiving yards. **TE Heath Miller** added a season-high 82 receiving yards.

GAME SUMMARY

STEELERS (10-4)	0	0	3	0	3
49ers (11-3)	3	3	7	7	20

TEAM	Q	TIME	PLAY	DRIVE	SCORE
SF	1	3:25	Akers 22 yd. FG	17:69; 7:11	0-3
SF	2	12:13	Akers 38 yd. FG	9:25; 3:02	0-6
PIT	3	6:08	Suisham 51 yd. FG	7:57; 4:00	3-6
SF	4	3:44	Davis 1 yd. pass from Smith (Akers kick)	5:79; 2:24	3-13
SF	4	9:06	Gore 5 yd. run (Akers kick)	5:17; 2:25	3-20

TEAM STATISTICS

	Steelers	49ers
1st Downs	20 (4-15-1)	17 (7-9-1)
3rd Downs	8-14 (57%)	4-13 (31%)
4th Downs	0-0 (0%)	0-0 (0%)
Total Net Yards	389	287
Plays-Avg.	66-5.9	61-4.7
Rushing Yards	184	100
Rush Att.-Avg.	19-4.4	30-3.3
Passing Yards	330	187
Att.-Comp.-Int.	44-25-3	31-18-0
Sacks By	0-0	3-25
Punts-Avg.	4-38.5	6-47.5
Penalties	9-72	7-49
Fumbles-Lost	2-1	0-0
Time of Poss.	31:26	28:34

INDIVIDUAL STATISTICS

RUSHING: Pit. – Mendenhall 15-64; Moore 1-21; Roethlisberger 1-0; Redman 2-(-1). SF. – Gore 18-65, 1 TD; Dixon 5-12; Smith 3-12; Ginn 1-6; Miller 1-3; Hunter 2-2.

PASSING: Pit. – Roethlisberger 44-25-3, 330. SF. – Smith 31-18-0, 187; 1 TD.

RECEIVING: Pit. – Cotchery 5-93; Miller 5-82; Wallace 5-66; Brown 5-59; Mendenhall 3-25; Moore 2-5. SF. – Davis 6-72, 1 TD; Crabtree 4-35; Williams 4-33; Hunter 2-24; Ginn 1-14; Swain 1-9.

Game #15

Pittsburgh 27, St. Louis 0
Dec. 24, 2011
Heinz Field (60,081)

PITTSBURGH – The Steelers, led by their running game and stingy defense, shut out the St. Louis Rams 27-0 in the final regular season home game at Heinz Field in 2011. This marked the 29th shutout for the Steelers since 1960, which is the second most in the NFL during that span. With the victory, the Steelers improved to 11-4 on the season, including a 7-1 record at home.

The Steelers took a 3-0 lead when **K Shaun Suisham** connected on a 21-yard field goal late in the first quarter. The Steelers increased their lead 10-0 when rookie **RB John Clay** scored on a 10-yard touchdown run midway through the second quarter. It was Clay's first career carry. The Steelers took a 10-0 lead into halftime.

Early in the third quarter, Suisham connected on a 49-yard field goal to give the Steelers a 13-0 lead. The Steelers then got two fourth quarter rushing touchdowns. **RB Rashard Mendenhall** scored the first on a one-yard run to give the Steelers a 20-0 lead, then **RB Isaac Redman** scored from two yards out to give the Steelers their final score.

Three Steelers running backs (Clay, Mendenhall and Redman) each scored a rushing touchdown, marking the first time since the 2008 season that three different Pittsburgh players each scored a rushing touchdown. The Steelers rushing attack finished with 169 rushing yards and three rushing touchdowns.

QB Charlie Batch, filling in for injured **QB Ben Roethlisberger**, finished 15-of-22 for 208 yards, and improved to 5-2 as the Steelers starting quarterback. **WR Antonio Brown** set the franchise single-season record for all-purpose yards as he registered 77 all-purpose yards for the game to give him 2,048 on the season. Brown also surpassed 1,000 receiving yards on the season for the first time in his career.

The Steelers defense put together one of their most impressive performances of the season. They had three sacks and forced the Rams to punt seven times. They also allowed a season-low 68 net passing yards.

For the 12th time since the 1970 AFL-NFL merger, the Steelers won at least seven regular-season home games, including the fourth time in the history of Heinz Field.

GAME SUMMARY

Rams (2-13)	0	0	0	0	0
STEELERS (11-4)	3	7	3	14	27
TEAM	Q	TIME	PLAY	DRIVE	SCORE
PIT	1	4:43	Suisham 21 yd. FG	10-76; 5:28	3-0
PIT	2	6:50	Clay 10 yd. run (Suisham kick)	4-75; 1:54	10-0
PIT	3	9:19	Suisham 49 yd. FG	9-42; 5:41	13-0
PIT	4	8:58	Mendenhall 1 yd. run (Suisham kick)	3-51; 1:00	20-0
PIT	4	3:14	Redman 2 yd. run (Suisham kick)	9-63; 4:28	27-0

TEAM STATISTICS

	Rams	Steelers
1st Downs	15(9-4-2)	17 (8-9-0)
3rd Downs	6-16 (38%)	1-7 (14%)
4th Downs	0-1 (0%)	0-0 (0%)
Total Net Yards	232	377
Plays-Avg.	63-3.7	50-7.5
Rushing Yards	164	169
Rush Att.-Avg.	36-4.6	28-6.0
Passing Yards	91	208
Att.-Comp.-Int.	24-9-0	22-15-1
Sacks By	0-0	3-23
Punts-Avg.	7-40.1	4-47.8
Penalties	4-21	7-50
Fumbles-Lost	1-0	0-0
Time of Poss.	30:45	29:15

INDIVIDUAL STATISTICS

RUSHING: StL. – Jackson 24-103; Williams 9-42; Clemens 2-10; Jones 1-9. **Pit.** – Mendenhall 18-118, 1 TD; Redman 8-35, 1 TD; Clay 1-10, 1 TD; Brown 1-8.

PASSING: StL. – Clemens 24-9-0, 91. **Pit.** – Batch 22-15-1, 208.

RECEIVING: StL. – Lloyd 3-29; Alexander 2-25; Jackson 2-24; Kendricks 2-13. **Pit.** – Wallace 4-82; Ward 4-32; Brown 3-34; Mendenhall 1-35; Miller 1-18; Redman 1-5; Johnson 1-2.

Game #16

Pittsburgh 13, Cleveland 9
Jan. 1, 2012
Cleveland Browns Stadium (68,266)

CLEVELAND – The Steelers held on to beat the Cleveland Browns 13-9 in the 2011 regular-season finale at Cleveland Browns Stadium. The Steelers finished the season with a 12-4 record and entered the 2011 Playoffs as the #5 seed.

The Browns took a 3-0 lead in the second quarter when K Phil Dawson connected from 26 yards. Dawson connected on a 45-yard field goal with a minute left in the first half to give the Browns a 6-0 lead. However it left the Steelers with enough time to cut into the lead. **K Shaun Suisham** connected on a 19-yard field goal as time expired and the Steelers went into halftime trailing 6-3.

Suisham booted a 29-yard field goal early in the third quarter to tie the game at 6-6. On the Browns' ensuing drive, **S Troy Polamalu** picked off Browns' QB Seneca Wallace to set the Steelers up in Browns' territory. **RB Isaac Redman** scored on a seven-yard run to give the Steelers a 13-6 lead.

Dawson connected on a 49-yard field goal to cut the Steelers lead 13-9. The Browns had plenty of opportunities to take the lead but they were unable to capitalize on two Steelers' fumbles. The Browns even had a chance to win the game on the final play, but Wallace's pass was broken up in the endzone by Steeler defenders.

QB Ben Roethlisberger finished with 221 yards passing, giving him 4,077 yards on the season. It is the second time in his career that he surpassed 4,000 passing yards in a single season.

WR Hines Ward recorded five receptions, giving him 1,000 for his career. He is the first Steeler and eighth player in NFL history to reach the mark.

WR Antonio Brown became the first player in NFL history with at least 1,000 yards receiving and at least 1,000 return yards in the same season.

For the second straight game, the Steelers defense did not allow a touchdown. The Steelers finished the regular season holding five of their final six opponents under 10 points.

GAME SUMMARY

STEELERS (12-4)	0	3	10	0	13
Browns (4-12)	0	6	3	0	9

TEAM	Q	TIME	PLAY	DRIVE	SCORE
CLE	2	6:03	Dawson 26 yd. FG	10-57; 3:54	0-3
CLE	2	1:06	Dawson 45 yd. FG	8-40; 1:56	0-6
PIT	2	0:00	Suisham 19 yd. FG	9-71; 1:06	3-6
PIT	3	9:43	Suisham 29 yd. FG	13-66; 5:17	6-6
PIT	3	5:27	Redman 7 yd. run (Suisham kick)	6-43; 2:55	13-6
CLE	3	1:59	Dawson 49 yd. FG	8-46; 3:28	13-9

TEAM STATISTICS

	Steelers	Browns
1st Downs	22 (8-12-2)	14 (3-11-0)
3rd Downs	8-16 (50%)	4-14 (29%)
4th Downs	1-2 (50%)	0-0 (0%)
Total Net Yards	360	240
Plays-Avg.	78-4.6	58-4.1
Rushing Yards	161	72
Rush Att.-Avg.	36-4.5	15-4.8
Passing Yards	221	177
Att.-Comp.-Int.	40-23-0	41-16-1
Sacks By	2-9	2-22
Punts-Avg.	4-45.3	6-38.3
Penalties	4-37	5-40
Fumbles-Lost	2-2	2-0
Time of Poss.	39:11	20:49

INDIVIDUAL STATISTICS

RUSHING: Pit. – Redman 19-92; 1 TD; Mendenhall 8-38; Clay 9-31. **Cle.** – Wallace 3-44; Hillis 10-30; Hardesty 2-(-2).

PASSING: Pit. – Roethlisberger 40-23-0, 221. **Cle.** – Wallace 41-16-1, 177.

RECEIVING: Pit. – Brown 6-90; Ward 5-24; Cotchery 3-28; Redman 3-18; Miller 2-23; Sanders 1-14; Wallace 1-11; Mendenhall 1-7; Johnson 1-6. **Cle.** – Cribbs 7-91; Moore 4-39; Massaquoi 2-16; Mitchell 1-19; Cameron 1-15; Hillis 1-(-3).

2011 AFC Wild Card Game
Denver 29, Pittsburgh 23 (OT)
Jan. 8, 2012
Sports Authority Field at Mile High (75,970)

DENVER — QB Tim Tebow and WR Demaryius Thomas connected on an 80-yard touchdown on the first play in overtime to beat the Pittsburgh Steelers 29-23 in the AFC Wild Card Game. It was the fastest ending in NFL history for any overtime game.

The Steelers got off to a fast start, moving the football into Denver territory on their first two possessions, but they had to settle for two field goals. **K Shaun Suisham** connected on a 45-yarder to give the Steelers a 3-0 lead, and with less than a minute remaining in the first quarter, Suisham made a 38-yard field goal to put the Steelers up 6-0.

The Broncos would score 20 unanswered points in the second quarter. Tebow found WR Eddie Royal for a 30-yard touchdown to give the Broncos a 7-6 lead. Tebow then scored on an eight-yard run less than three minutes later to give the Broncos a 14-6 lead. K Matt Prater connected on two field goals of 20 and 28 yards before halftime to give the Broncos a 20-6 lead going into the break.

The Steelers would mount a comeback. **WR Mike Wallace** scored on a one-yard run midway through the third quarter to cut the lead 20-13. Prater added a 35-yard field goal to give the Broncos a 23-13 lead but the Steelers answered with another Suisham field goal.

Trailing 23-16, the Steelers defense forced RB Willis McGahee to fumble, giving **QB Ben Roethlisberger** a short field. Roethlisberger found **WR Jerricho Cotchery** for a 31-yard touchdown to tie the game 23-23.

The Steelers had a chance to win the game in regulation, but Roethlisberger was sacked on two of the team's final three plays, forcing overtime. After Suisham's kickoff sailed through the uprights, the Broncos took over at their own 20-yard line. Tebow threw the touchdown to Thomas on the very next play.

By holding each Broncos' running back to less than 100 yards rushing, the Steelers extended their streak of not allowing a 100-yard rusher in the postseason to an NFL-best 18 consecutive postseason contests.

Roethlisberger became just the second player in team history to throw for more than 3,000 yards in the postseason.

GAME SUMMARY

STEELERS (12-5)	6	0	7	10	0	23
Broncos (9-8)	0	20	0	3	6	29

TEAM	Q	TIME	PLAY	DRIVE	SCORE
PIT	1	11:14	Suisham 45 yd. FG	8-53; 3:46	3-0
PIT	1	0:23	Suisham 38 yd. FG	12-47; 5:50	6-0
DEN	2	13:24	Royal 30 yd. pass from Tebow (Prater kick)	5-80; 1:59	6-7
DEN	2	10:36	Tebow 8 yd. run (Prater kick)	4-73; 2:18	6-14
DEN	2	7:30	Prater 20 yd. FG	4-16; 1:44	6-17
DEN	2	1:05	Prater 28 yd. FG	8-59; 4:04	6-20
PIT	3	4:29	Wallace 1 yd. run (Suisham kick)	11-87; 5:56	13-20
DEN	4	13:10	Prater 35 yd. FG	12-63; 6:19	13-23
PIT	4	9:59	Suisham 37 yd. FG	7-61; 3:11	16-23
PIT	4	3:48	Cotchery 31 yd. pass from Roethlisberger (Suisham kick)	7-55; 3:47	23-23
DEN	5	14:49	Thomas 80 yd. pass from Tebow	1-80; 0:11	23-29

TEAM STATISTICS

	Steelers	Broncos
1st Downs	21 (9-11-1)	18 (6-9-3)
3rd Downs	7-16 (44%)	3-10 (30%)
4th Downs	0-1 (0%)	0-0 (0%)
Total Net Yards	400	447
Plays-Avg.	68-5.9	55-8.1
Rushing Yards	156	131
Rush Att.-Avg.	23-6.8	34-3.9
Passing Yards	289	316
Sacks	0-0	5-45
Att.-Comp.-Int.	40-22-1	21-10-0
Punts-Avg.	4-46.0	4-41.0
Penalties	6-61	5-30
Fumbles-Lost	2-0	2-1
Time of Poss.	31:06	29:05

INDIVIDUAL STATISTICS

RUSHING: Pit. — Redman 17-121; Brown 1-18; Roethlisberger 3-15; Clay 1-1; Wallace 1-1, 1 TD. Den. — McGahee 19-61; Tebow 10-50, 1 TD; Ball 4-11; Decker 1-9.

PASSING: Pit. — Roethlisberger 40-22-1, 289, 1 TD. Den. — Tebow 21-10-0, 316, 2 TDs.

RECEIVING: Pit. — Sanders 6-81; Brown 5-70; Miller 5-60; Wallace 3-26; Redman 2-21; Cotchery 1-31, 1 TD. Den. — Thomas 4-204; 1 TD; Royal 3-49, 1 TD; Fells 2-57; Ball 1-6.



Steelers 2011 Attendance

Steelers Home Attendance

The Steelers drew 504,279 fans to their eight home games during the 2011 season, averaging 63,035 per home game. It marks the fourth consecutive season that over 503,000 fans attended games at Heinz Field.

Pittsburgh had a season-high 64,851 fans in Week 9 versus Baltimore.

The Steelers have sold out 309 straight regular-season games at home, dating to Nov. 5, 1972 versus Cincinnati.

Below are the Steelers' all-time home attendance figures since 1970:

Year	Games	Total Attendance	Avg.
1970	7	318,698	45,528
1971	7	323,812	46,259
1972	7	340,549	48,650
1973	8	377,351	47,169
1974	7	325,457	46,494
1975	7	341,205	48,744
1976	7	330,620	47,231
1977	7	337,156	48,165
1978	8	380,258	47,532
1979	8	391,931	48,991
1980	8	424,106	53,013
1981	8	420,964	52,621
1982*	4	208,890	52,223
1983	8	462,587	57,823
1984	8	447,288	55,911
1985	8	436,069	54,509
1986	8	414,937	51,867
1987**	7	353,402	50,586
1988	8	396,044	49,506
1989	8	383,494	47,937
1990	8	434,769	54,346
1991	8	406,935	50,867
1992	8	427,782	53,410
1993	8	440,927	55,116
1994	8	461,272	57,659
1995	8	455,913	56,989
1996	8	466,944	58,368
1997	8	462,532	57,817
1998	8	464,619	58,077
1999	8	416,618	52,077
2000	8	440,428	55,053
2001***	8	499,191	62,399
2002	8	490,274	61,284
2003	8	477,584	59,698
2004	8	507,385	63,423
2005	8	507,434	63,429
2006	8	499,461	62,433
2007	8	496,675	62,084
2008	8	503,125	62,890
2009	8	507,882+	63,458+
2010	8	504,669	63,084
2011	8	504,279	63,035

* Played four home games due to players' strike.

** Played seven home games due to players' strike.

*** Inaugural season at Heinz Field.

+ Team Record

Breakdown Of 2011 Attendance

The Steelers drew an average of 63,035 fans to each home game in 2011. It marked the 18th time in the last 19 seasons that the Steelers have averaged more than 55,000 fans at each home game.

The Steelers continued to be one of the most popular road teams in 2011. Pittsburgh drew 545,236 fans on the road, an average of 68,155 fans per game.

The team road record was set in 2003, when the Steelers drew a total of 574,929 fans, an average of 71,866.

Steelers 2011 Regular-Season Attendance Numbers

Home		Road	
1. Seattle	(63,663)	Baltimore	(71,434)
2. Tennessee	(63,875)	Indianapolis	(66,309)
3. Jacksonville	(62,934)	Houston	(71,585)
4. New England	(64,424)	Arizona	(62,475)
5. Baltimore	(64,851)	Cincinnati	(63,262)
6. Cincinnati	(57,501)	Kansas City	(72,173)
7. Cleveland	(63,697)	San Francisco	(69,732)
8. St. Louis	(60,081)	Cleveland	(68,266)

Top 10 Home Crowds In Steelers History

The Steelers set the single-game home attendance record (66,662) in the 2010 AFC Championship Game against the New York Jets.

The Steelers overall attendance record at Three Rivers Stadium was 61,545 during the 1994 AFC Championship Game (Jan. 15, 1995) versus the San Diego Chargers. Pittsburgh's top regular-season attendance figure at Three Rivers was 60,808 on Dec. 18, 1994, versus the Cleveland Browns.

Date	Opponent	Attendance
1. Jan. 23, 2011	New York Jets*	66,662
2. Oct. 25, 2009	Minnesota	65,597
3. Jan. 18, 2009	Baltimore*	65,350
4. Nov. 15, 2009	Cincinnati	65,392
5. Jan. 23, 2005	New England*	65,242
6. Oct. 17, 2010	Cleveland	65,168
7. Sept. 10, 2009	Tennessee	65,110
8. Oct. 26, 2008	N.Y. Giants	64,991
9. Nov. 21, 2010	Oakland	64,987
10. Nov. 7, 2004	Philadelphia	64,975

* Playoff Game

AFC CENTRAL/NORTH DIVISION PLAYOFF RACES WEEK-BY-WEEK (1980-2011)

* — Division Champion

— Wild Card

<u>AFC CENTRAL DIVISION</u>						<u>1980</u>						<u>1981</u>						<u>1982</u>					
Wk	CIN	CLE*	HOU#	PIT		Wk	CIN	CLE*	HOU#	PIT		Wk	CIN*	CLE	HOU	PIT		Wk	CIN+	CLE+	HOU	PIT+	
1	0-1	0-1	0-1	1-0	14 5-2 3-4 1-6 4-3	1	0-1	0-1	0-1	0-1	10 8-2 6-4 7-3 2-8	1	1-0	0-1	1-0	0-1	14 5-2 3-4 1-6 4-3	1	1-0	1-0	0-1	1-0	10 8-2 6-4 7-3 2-8
2	0-2	0-2	1-1	2-0	15 6-2 4-4 1-7 5-3	2	0-2	1-1	0-2	1-1	11 8-3 6-5 7-4 2-9	2	2-0	0-2	2-0	0-2	15 6-2 4-4 1-7 5-3	2	2-0	0-2	2-0	0-2	11 8-3 6-5 7-4 2-9
3	1-2	1-2	2-1	2-1	16 7-2 4-5 1-8 6-3	3	0-3	2-1	0-3	2-1	12 9-3 7-5 8-4 2-10	3	2-1	1-2	2-1	1-2	16 7-2 4-5 1-8 6-3	3	2-1	1-2	2-1	1-2	12 9-3 7-5 8-4 2-10
4	1-3	2-2	3-1	3-1		4	1-3	3-1	0-4	2-2	13 10-3 8-5 9-4 3-10	4	3-2	2-3	3-2	3-2	13 10-3 8-5 9-4 3-10	4	3-1	2-2	2-2	2-2	13 10-3 8-5 9-4 3-10
5	1-4	2-3	3-2	4-1		5	1-4	3-2	0-5	3-2	14 11-3 9-5 9-5 4-10	5	4-2	2-4	4-2	4-2	14 11-3 9-5 9-5 4-10	5	4-1	2-3	2-3	2-3	14 11-3 9-5 9-5 4-10
6	2-4	3-3	3-3	4-2		6	1-5	4-2	0-6	4-2	15 11-4 9-6 10-5 4-11	6	5-3	4-4	5-3	4-4	15 11-4 9-6 10-5 4-11	6	5-3	4-4	5-3	4-4	15 11-4 9-6 10-5 4-11
7	3-4	4-3	4-3	4-3		7	1-6	4-3	0-7	5-2	16 12-4 10-6 10-6 5-11	7	6-3	4-5	6-3	5-4	16 12-4 10-6 10-6 5-11	7	6-3	4-5	6-3	5-4	16 12-4 10-6 10-6 5-11
8	3-5	5-3	5-3	4-4		8	2-6	4-4	0-8	6-2		8	7-3	5-3	7-3	6-4		8	7-3	5-3	7-3	6-4	
9	3-6	6-3	6-3	5-4		9	3-6	5-4	0-9	7-2		9	8-4	6-3	8-4	7-4		9	8-4	6-3	8-4	7-4	
10	3-7	7-3	7-3	6-4		10	4-6	5-5	0-10	8-2		10	9-4	7-3	9-4	8-5		10	9-4	7-3	9-4	8-5	
11	3-8	7-4	8-4	7-4		11	4-7	6-5	1-10	9-2		11	10-4	8-4	10-4	9-6		11	10-4	8-4	10-4	9-6	
12	3-9	8-4	8-4	7-5		12	5-7	7-5	1-11	9-3		12	11-4	9-5	11-4	10-5		12	11-4	9-5	11-4	10-5	
13	4-9	9-4	8-5	8-5		13	5-8	8-5	1-12	9-4		13	12-4	11-5	12-4	11-5		13	12-4	11-5	12-4	11-5	
14	5-9	10-4	9-5	8-6		14	6-8	8-6	1-13	9-5		14	6-10	11-5	6-10	9-7		14	6-10	11-5	6-10	9-7	
15	6-9	10-5	10-5	9-6		15	7-8	8-7	2-13	10-5		15						15	6-9	10-5	10-5	9-6	
16	6-10	11-5	11-5	9-7		16	7-9	9-7	2-14	10-6		16						16	6-10	11-5	11-5	9-7	

AFC CENTRAL/NORTH DIVISION PLAYOFF RACES WEEK-BY-WEEK (1980-2011)

* — Division Champion

— Wild Card

11	4-6	1-9	5-5	5-4-1
12	5-6	1-10	6-5	6-4-1
13	6-6	1-11	6-6	7-4-1
14	6-7	1-12	7-6	7-5-1
15	7-7	1-13	7-7	8-5-1
16	7-8	2-13	8-7	9-5-1
17	7-9	2-14	9-7	10-5-1

2003

Wk	BAL*	CIN	CLE	PIT
1	0-1	0-1	0-1	1-0
2	1-1	0-2	0-2	1-1
3	2-1	0-3	1-2	2-1
4	2-2	1-3	1-3	2-2
5	Bye	1-4	2-3	2-3
6	3-2	Bye	3-3	2-4
7	3-3	2-4	3-4	Bye
8	4-3	3-4	3-5	2-5
9	5-3	3-5	Bye	2-6
10	5-4	4-5	3-6	3-6
11	5-5	5-5	4-6	3-7
12	6-5	6-5	4-7	4-7
13	7-5	7-5	4-8	4-8
14	8-5	7-6	4-9	5-8
15	8-6	8-6	4-10	5-9
16	9-6	8-7	4-11	6-9
17	10-6	8-8	5-11	6-10

2004

Wk	BAL	CIN	CLE	PIT*
1	0-1	0-1	1-0	1-0
2	1-1	1-1	1-1	1-1
3	2-1	1-2	1-2	2-1
4	2-2	1-3	2-2	3-1
5	3-2	Bye	2-3	4-1
6	Bye	1-4	3-3	5-1
7	4-2	2-4	3-4	Bye
8	4-3	2-5	Bye	6-1
9	5-3	3-5	3-5	7-1
10	6-3	4-5	3-6	8-1
11	7-3	4-6	3-7	9-1
12	7-4	5-6	3-8	10-1
13	7-5	6-6	3-9	11-1
14	8-5	6-7	3-10	12-1
15	8-6	6-8	3-11	13-1
16	8-7	7-8	3-12	14-1
17	9-7	8-8	4-12	15-1

2005

Wk	BAL	CIN*	CLE	PIT#
1	0-1	1-0	0-1	1-0
2	0-2	2-0	1-1	2-0
3	Bye	3-0	1-2	2-1
4	1-2	4-0	Bye	Bye
5	1-3	4-1	2-2	3-1

6	2-3	5-1	2-3	3-2
7	2-4	5-2	2-4	4-2
8	2-5	6-2	2-5	5-2
9	2-6	7-2	3-5	6-2
10	2-7	Bye	3-6	7-2
11	3-7	7-3	4-6	7-3
12	3-8	8-3	4-7	7-4
13	4-8	9-3	4-8	7-5
14	4-9	10-3	4-9	8-5
15	5-9	11-3	5-9	9-5
16	6-9	11-4	5-10	10-5
17	6-10	11-5	6-10	11-5

2006

Wk	BAL*	CIN	CLE	PIT
1	1-0	1-0	0-1	1-0
2	2-0	2-0	0-2	1-1
3	3-0	3-0	0-3	1-2
4	4-0	3-1	1-3	Bye
5	4-1	Bye	1-4	1-3
6	4-2	3-2	Bye	2-3
7	Bye	4-2	1-5	2-4
8	5-2	4-3	2-5	2-5
9	6-2	4-4	2-6	2-6
10	7-2	4-5	3-6	3-6
11	8-2	5-5	3-7	4-6
12	9-2	6-5	3-8	4-7
13	9-3	7-5	4-8	5-7
14	10-3	8-5	4-9	6-7
15	11-3	8-6	4-10	7-7
16	12-3	8-7	4-11	7-8
17	13-3	8-8	4-12	8-8

2007

Wk	BAL	CIN	CLE	PIT*
1	0-1	1-0	0-1	1-0
2	1-1	1-1	1-1	2-0
3	2-1	1-2	1-2	3-0
4	2-2	1-3	2-2	3-1
5	3-2	Bye	2-3	4-1
6	4-2	1-4	3-3	Bye
7	4-3	2-4	Bye	4-2
8	Bye	2-5	4-3	5-2
9	4-4	2-6	5-3	6-2
10	4-5	3-6	5-4	7-2
11	4-6	3-7	6-4	7-3
12	4-7	4-7	7-4	8-3
13	4-8	4-8	7-5	9-3
14	4-9	5-8	8-5	9-4
15	4-10	5-9	9-5	9-5
16	4-11	6-9	9-6	10-5
17	5-11	7-9	10-6	10-6

2008

Wk	BAL#	CIN	CLE	PIT*
1	1-0	0-1	0-1	1-0
2	Bye	0-2	0-2	2-0
3	2-0	0-3	0-3	2-1
4	2-1	0-4	1-3	3-1
5	2-2	0-5	Bye	4-1
6	2-3	0-6	2-3	Bye
7	3-3	0-7	2-4	5-1
8	4-3	0-8	3-4	5-2
9	5-3	1-8	3-5	6-2
10	6-3	Bye	3-6	6-3
11	6-4	1-8-1	4-6	7-3
12	7-4	1-9-1	4-7	8-3
13	8-4	1-10-1	4-8	9-3
14	9-4	1-11-1	4-9	10-3
15	9-5	2-11-1	4-10	11-3
16	10-5	3-11-1	4-11	11-4
17	11-5	4-11-1	4-12	12-4

2009

Wk	BAL#	CIN*	CLE	PIT
1	1-0	0-1	0-1	1-0
2	2-0	1-1	0-2	1-1
3	3-0	2-1	0-3	1-2
4	3-1	3-1	0-4	2-2
5	3-2	4-1	1-4	3-2
6	3-3	4-2	1-5	4-2
7	Bye	5-2	1-6	5-2
8	4-3	Bye	1-7	Bye
9	4-4	6-2	Bye	6-2
10	5-4	7-2	1-8	6-3
11	5-5	7-3	1-9	6-4
12	6-5	8-3	1-10	6-5
13	6-6	9-3	1-11	6-6
14	7-6	9-4	2-11	6-7
15	8-6	9-5	3-11	7-7
16	8-7	10-5	4-11	8-7
17	9-7	10-6	5-11	9-7

2010

Wk	BAL#	CIN	CLE	PIT*
1	1-0	0-1	0-1	1-0
2	1-1	1-1	0-2	2-0
3	2-1	2-1	0-3	3-0
4	3-1	2-2	1-3	3-1
5	4-1	2-3	1-4	Bye
6	4-2	Bye	1-5	4-1
7	5-2	2-4	2-5	5-1
8	Bye	2-5	Bye	5-2
9	6-2	2-6	3-5	6-2
10	6-3	2-7	3-6	6-3
11	7-3	2-8	3-7	7-3
12	8-3	2-9	4-7	8-3
13	8-4	2-10	5-7	9-3

14	9-4	2-11	5-8	10-3
15	10-4	3-11	5-9	10-4
16	11-4	4-11	5-10	11-4

2011

Wk	BAL*	CIN	CLE	PIT#
1	1-0	1-0	0-1	0-1
2	1-1	1-1	1-1	1-1
3	2-1	1-2	2-1	2-1
4	3-1	2-2	2-2	2-2
5	Bye	3-2	Bye	3-2
6	4-1	4-2	2-3	4-2
7	4-2	Bye	3-3	5-2
8	5-2	5-2	3-4	6-2
9	6-2	6-2	3-5	6-3
10	6-3	6-3	3-6	7-3
11	7-3	6-4	4-6	Bye
12	8-3	7-4	4-7	8-3
13	9-3	7-5	4-8	9-3
14	10-3	7-6	4-9	10-3
15	10-4	8-6	4-10	10-4
16	11-4	9-6	4-11	11-4
17	12-4	9-7	4-12	12-4

STEELERS NFL RANKINGS (1970-2011)

	OFFENSE			DEFENSE			TURNOVERS Ratio (ranking)
	Total	Rushing	Passing	Total	Rushing	Passing	
1970	20	12	18	14	12	17	-10
1971	17	13	14t	18	5	26	+7
1972	13	2	22	8	6	10	+22
1973	11	8	15	4	5	5	+15
1974	8	2	21	1	6	1	+7
1975	7	2	14	4	8	4	+2
1976	9	1	22	1	1	6	+15
1977	4	7	5	7	5	12	-5
1978	8t	14	12	3	2	12	+11
1979	1	2	2	2	4	10	-10
1980	6	15	6	12	7	22	-2
1981	11	5	13	22	8	26	-5
1982	8	8	17	17	1	23	0
1983	22	4	27	3	7	5	+2
1984	8	6t	15	5	4	15	+2 (11)
1985	13	13	13	6	12	2	-1
1986	20	7	24	18	15	18	-3 (16)
1987	25	5	28	13	4	23	+11 (4t)
1988	15	6	21	28	14	27	-6 (22t)
1989	28	18	28	19	19t	16	+11 (3t)
1990	22	13	25	1	11	1	+10 (5)
1991	20	17	18	22	11	26	0 (11t)
1992	9	4	21	13	17t	8	+11 (2)
1993	7	6	13	3	3	15	+11 (3t)
1994	13	1	23	2	7	3	+14 (1)
1995	6	12	8	3	2	6	0 (14t)
1996	15	2	27	2	3	5	+7 (7t)
1997	6	1	23	6	1	18	+1 (14)
1998	25	7	29	12	13	18	-3 (18)
1999	22	10	26	11	26	4	+3 (12t)
2000	18	4	29	7	12	9	+14 (6)
2001	3	1	21	1	1	4	+7 (9t)
2002	4	9	7	3	1	20	0 (15t)
2003	22	31	14	9	12	11	-3 (21)
2004	16	2	28	1	1	4	+11 (5t)
2005	15	5	24	4	3	16	+7 (9t)
2006	7	10	9	9	3	20	-8 (27t)
2007	17	3	22	1	3	3	+3 (12)
2008	22	23	17	1	2	1	+4 (11t)
2009	7	19	9	5	3	16	-3 (20)
2010	14	11	14	2	1	12	+17 (2)
2011	12	14	10	1	8	1	-13 (28t)

Steelers in Domes Since 1970 Merger (Overall 30-26)

Year	<u>Astrodome</u>	<u>Kingdome</u>	<u>Silverdome</u>	<u>Lucas Oil Stadium*</u>	<u>Superdome</u>	<u>Metrodome</u>	<u>Georgia Dome</u>	<u>Edward Jones Dome****</u>	<u>Ford Field</u>	<u>Univ. of Phoenix Stadium</u>
1970	W (7-3)									
1971	L (29-3)									
1972	W (9-3)									
1973	W (36-7)									
1974	W (13-7)									
1975	W (32-9)									
1976	W (21-0)									
1977	L (27-10)									
1978	W (13-3)									
1979	L (20-17)									
1980	L (6-0)									
1981	L (21-20)	L (24-21)			W (20-6)					
1982	W (24-10)	L (16-0)								
1983	W (40-28)	W (27-21)	L (45-3)							
1984	L (23-20) ot			L (17-16)	L (27-24)					
1985	W (30-7)									
1986	W (22-26) ot	L (30-0)								
1987	L (24-16)									
1988	W (37-34)									
1989	L (27-0)		W (23-3)							
	W (26-23) ot^									
1990	L (34-14)				W (9-6)					
1991	L (31-6)			W (21-3)						
1992	W (29-24)									
1993	L (23-3)	L (16-6)				W (45-17)				
1994	W (12-9) ot	L (30-13)								
1995	W (34-17)									
1996	L (23-13)						W (20-17)			
1997	N/A									
1998			L (19-16) ot							
1999	N/A									
2000	N/A									
2001	N/A									
2002					L (32-29)					
2003	N/A									
2004	N/A									
2005				L (26-7)		W (18-3)			W (21-10) ***	
2006				W (21-18) **			L (41-38)+			
2007								W (41-24)		L (21-14)
2008	N/A									
2009							W (28-20)			
2010					L (20-10)					
2011				W (23-20)						W (32-20)
Totals	16-12	1-5	1-2	3-2	2-3	2-0	2-1	1-0	1-0	1-1

* — Lucas Oil Stadium is the new home of The Indianapolis Colts. The Indianapolis Colts formerly played at the RCA Dome (1984-2008). The RCA dome was formerly the Hoosier Dome (switched names in 1994).

** — AFC Divisional Playoff Game vs. Indianapolis

*** — Super Bowl XL vs. Seattle

**** — The Edward Jones Dome was formerly the TWA Dome and the Dome at America's Center (switched names in 2002)

^ — Playoff Game

+ — Overtime game

STEELERS RUSHING COMBINATIONS (1969-2011)

Year	Player	Att.	Yds.	Avg.	TD	Long	Year	Player	Att.	Yds.	Avg.	TD	Long
2011	Rashard Mendenhall	228	928	4.1	9	68	1989	Tim Worley	195	770	3.9	5	38
	Isaac Redman	110	479	4.4	3	27		Merril Hoge	186	621	3.3	8	31
	Total	338	1,407	4.2	12	68		Total	381	1,391	3.7	13	38
2010	Rashard Mendenhall	324	1,273	3.9	13	50t	1988	Merril Hoge	170	705	4.1	3	20
	Isaac Redman	52	247	4.8	0	23		Warren Williams	87	409	4.7	0	33
	Total	376	1,520	4.0	13	50t		Total	257	1,114	4.3	3	33
2009	Rashard Mendenhall	242	1,108	4.6	7	60	1987	Earnest Jackson	180	696	3.9	1	39
	Willie Parker	98	389	4.0	0	34		Frank Pollard	128	536	4.2	3	33
	Total	340	1,497	4.4	7	60		Total	308	1,232	4.0	4	39
2008	Willie Parker	210	791	3.8	5	34t	1986	Earnest Jackson	216	910	4.2	5	31
	Mewelde Moore	140	588	4.2	5	32t		Walter Abercrombie	214	877	4.1	6	38t
	Total	350	1,379	3.9	10	34t		Total	430	1,787	4.2	11	38t
2007	Willie Parker	321	1,316	4.1	2	32	1985	Frank Pollard	233	991	4.3	3	56
	Najeh Davenport	107	499	4.7	5	45		Walter Abercrombie	227	851	3.8	7	32t
	Total	428	1,815	4.2	7	45		Total	460	1,842	4.0	10	56
2006	Willie Parker	337	1,494	4.4	13	76	1984	Frank Pollard	213	851	4.0	6	52
	Najeh Davenport	60	221	3.7	1	48		Walter Abercrombie	145	610	4.2	1	31
	Total	397	1,715	4.3	14	76		Total	358	1,461	4.1	7	52
2005	Willie Parker	255	1,202	4.7	4	80t	1983	Franco Harris	279	1,007	3.6	5	19
	Jerome Bettis	110	368	3.3	9	39		Frank Pollard	135	608	4.5	4	32
	Total	365	1,570	4.3	13	80t		Total	414	1,615	3.9	9	32
2004	Jerome Bettis	250	941	3.8	13	29	1982	Franco Harris	140	604	4.3	2	21
	Duce Staley	192	830	4.3	1	38		Frank Pollard	62	238	3.8	2	18
	Total	442	1,771	4.0	14	38		Total	202	842	4.2	4	21
2003	Jerome Bettis	246	811	3.3	7	21	1981	Franco Harris	242	987	4.1	8	50
	Amos Zereoue	132	433	3.3	2	22		Frank Pollard	123	570	4.6	2	29
	Total	378	1,244	3.3	9	22		Total	365	1,557	4.3	10	50
2002	Amos Zereoue	193	762	3.9	4	42	1980	Franco Harris	208	789	3.8	4	26
	Jerome Bettis	187	666	3.6	9	41t		Rocky Bleier	78	340	4.4	1	19
	Total	380	1,428	3.8	13	42		Total	286	1,129	3.9	5	26
2001	Jerome Bettis	225	1,072	4.8	4	48	1979	Franco Harris	267	1,186	4.4	11	71t
	Kordell Stewart	96	537	5.6	5	48t		Sidney Thornton	118	585	5.0	6	75
	Total	321	1,609	5.0	9	48t		Total	385	1,771	4.6	17	75
2000	Jerome Bettis	355	1,341	3.8	8	30	1978	Franco Harris	310	1,082	3.5	8	37
	Kordell Stewart	78	436	5.6	7	45t		Rocky Bleier	165	633	3.8	5	24
	Total	433	1,777	4.1	15	45t		Total	475	1,715	3.6	13	37
1999	Jerome Bettis	299	1,091	3.6	7	35	1977	Franco Harris	300	1,162	3.9	11	61t
	Richard Huntley	93	567	6.1	5	52		Rocky Bleier	135	465	3.4	4	16
	Total	392	1,658	4.2	12	52		Total	435	1,627	3.7	15	61t
1998	Jerome Bettis	316	1,185	3.8	3	42	1976	Franco Harris	289	1,128	3.9	14	30
	Kordell Stewart	81	406	5.0	2	56		Rocky Bleier	220	1,036	4.7	5	28
	Total	397	1,591	4.1	5	56		Total	509	2,164	4.3	19	30
1997	Jerome Bettis	375	1,665	4.4	7	34	1975	Franco Harris	262	1,006	3.8	10	36
	Kordell Stewart	88	476	5.4	11	74t		Rocky Bleier	140	528	3.8	2	17
	Total	463	2,141	4.6	18	74t		Total	402	1,534	3.8	12	36
1996	Jerome Bettis	320	1,431	4.5	11	50t	1974	Franco Harris	208	1,006	4.8	5	54
	Erric Pegram	97	509	5.2	1	27		Rocky Bleier	88	373	4.2	2	18
	Total	417	1,940	4.6	12	50t		Total	296	1,379	4.6	7	54
1995	Erric Pegram	213	813	3.8	5	38	1973	Franco Harris	188	698	3.7	3	35
	Bam Morris	148	559	3.8	9	30t		Preston Pearson	132	554	4.2	2	47
	Total	361	1,372	3.8	14	38		Total	320	1,252	3.9	5	47
1994	Barry Foster	216	851	3.9	5	29t	1972	Franco Harris	188	1,055	5.6	10	75t
	Bam Morris	198	836	4.2	7	20		Frenchy Fuqua	150	665	4.4	4	47
	Total	414	1,687	4.1	12	29t		Total	338	1,720	5.1	14	75t
1993	Leroy Thompson	205	763	3.7	3	36	1971	Frenchy Fuqua	155	625	4.0	4	30
	Barry Foster	177	711	4.0	8	38		Preston Pearson	131	605	4.6	2	27
	Total	382	1,474	3.8	11	38		Total	286	1,230	4.3	6	30
1992	Barry Foster	390	1,690	4.3	11	69	1970	Frenchy Fuqua	138	691	5.0	7	85
	Leroy Thompson	35	157	4.5	1	25		Preston Pearson	173	503	2.9	2	30
	Total	425	1,847	4.3	12	69		Total	311	1,194	3.8	9	85
1991	Merril Hoge	165	610	3.7	2	24	1969	Dick Hoak	151	531	3.5	2	13
	Barry Foster	96	488	5.1	1	56t		Earl Gros	116	343	3.0	4	16
	Total	261	1,098	4.2	3	56t		Total	267	874	3.3	6	16
1990	Merril Hoge	203	772	3.8	7	41t							
	Tim Worley	109	418	3.8	0	38							
	Total	312	1,190	3.8	7	41t							

RECEIVING COMBINATIONS [1969-2011]

Year	Player	Rec.	Yds.	Avg.	TD	Long	Year	Player	Rec.	Yds.	Avg.	TD	Long
2011	Mike Wallace	72	1,193	16.6	8	95t	1990	Louis Lipps	50	682	13.6	3	37
	Antonio Brown	69	1,108	16.1	2	79t		Merril Hoge	40	342	8.6	3	27
	Total	141	2,301	16.3	10	95t		Total	90	1,024	11.4	6	37
2010	Mike Wallace	60	1,257	21.0	10	56t	1989	Louis Lipps	50	944	18.9	5	79t
	Hines Ward	59	755	12.8	5	43		Rodney Carter	38	267	7.0	3	22t
	Total	119	2,012	16.9	15	56t		Total	88	1,211	13.7	8	79t
2009	Hines Ward	95	1,167	12.3	6	54	1988	Louis Lipps	50	973	19.5	5	89t
	Santonio Holmes	79	1,248	15.8	5	57		Merril Hoge	50	487	9.7	3	40
	Total	174	2,415	13.9	11	57		Total	100	1,460	14.6	8	89t
2008	Hines Ward	81	1,043	12.9	7	49	1987	John Stallworth	41	521	12.7	2	45
	Santonio Holmes	55	821	14.9	5	48		Walter Abercrombie	24	209	8.7	0	24
	Total	136	1,864	13.7	12	49		Total	65	730	11.2	2	45
2007	Hines Ward	71	732	10.3	7	25	1986	Walter Abercrombie	47	395	8.4	2	27
	Santonio Holmes	52	942	18.1	8	83		Louis Lipps	38	590	15.5	2	48
	Total	123	1,674	13.6	15	83		Total	85	985	11.6	4	48
2006	Hines Ward	74	975	13.2	6	70t	1985	John Stallworth	75	937	12.5	5	41
	Santonio Holmes	49	824	16.8	2	67t		Louis Lipps	59	1,134	19.2	12	51
	Total	123	1,799	14.6	8	70t		Total	134	2,071	15.5	17	51
2005	Hines Ward	69	975	14.1	11	85t	1984	John Stallworth	80	1,395	17.4	11	51
	Antwaan Randle El	35	558	15.9	1	63t		Louis Lipps	45	860	19.1	9	80t
	Total	104	1,533	14.7	12	85t		Total	125	2,255	18.0	20	80t
2004	Hines Ward	80	1,004	12.6	4	58	1983	Calvin Sweeney	39	577	14.8	5	42
	Antwaan Randle El	43	601	14.0	3	39		Bennie Cunningham	35	442	12.6	3	25
	Total	123	1,605	13.0	7	58		Total	74	1,019	13.8	8	42
2003	Hines Ward	95	1,163	12.2	10	50	1982	Franco Harris	31	249	8.0	0	20
	Plaxico Burress	60	860	14.3	4	47		John Stallworth	27	441	16.3	7	74t
	Total	155	2,023	13.1	14	50		Total	58	690	11.9	7	74t
2002	Hines Ward	112	1,329	11.9	12	72t	1981	John Stallworth	63	1,098	17.4	5	55
	Plaxico Burress	78	1,325	17.0	7	62t		Bennie Cunningham	41	574	14.0	3	30
	Total	190	2,654	13.9	19	72t		Total	104	1,672	16.1	8	55
2001	Hines Ward	94	1,003	10.7	4	34	1980	Lynn Swann	44	710	16.1	7	68t
	Plaxico Burress	66	1,008	15.3	6	43		Jim Smith	37	711	19.2	9	45t
	Total	160	2,011	15.3	10	43		Total	81	1,421	17.5	16	68t
2000	Hines Ward	48	672	14.0	4	77t	1979	John Stallworth	70	1,183	16.9	8	65t
	Bobby Shaw	40	672	16.8	4	45t		Lynn Swann	41	808	19.7	5	65
	Total	88	1,344	15.3	8	77t		Total	111	1,991	17.9	13	65t
1999	Troy Edwards	61	714	11.7	5	41	1978	Lynn Swann	61	880	14.4	11	62
	Hines Ward	61	638	10.5	7	42		John Stallworth	41	798	19.5	9	70
	Total	122	1,352	11.1	12	42		Total	102	1,678	16.5	20	70
1998	Courtney Hawkins	66	751	11.4	1	53	1977	Lynn Swann	50	789	15.8	7	47
	Charles Johnson	65	815	12.5	7	55t		John Stallworth	44	784	17.8	7	49t
	Total	131	1,566	11.9	8	55t		Total	94	1,573	16.7	14	49t
1997	Yancey Thigpen	79	1,398	17.7	7	69t	1976	Lynn Swann	28	516	18.4	3	47
	Charles Johnson	46	568	12.3	2	49		Rocky Bleier	24	294	12.3	0	32
	Total	125	1,966	15.7	9	69t		Total	52	810	15.6	3	47
1996	Andre Hastings	72	739	10.3	6	38	1975	Lynn Swann	49	781	15.9	11	43t
	Charles Johnson	60	1,008	16.8	3	70t		Franco Harris	28	214	7.6	1	44t
	Total	132	1,747	13.2	9	70t		Total	77	995	12.9	12	44t
1995	Yancey Thigpen	85	1,307	15.4	5	43	1974	Frank Lewis	30	365	12.2	4	31t
	Andre Hastings	48	502	10.5	1	36		Franco Harris	23	200	8.7	1	31t
	Total	133	1,809	13.6	6	43		Total	53	565	10.7	5	31t
1994	John L. Williams	51	378	7.4	2	23	1973	Ron Shanklin	30	711	23.7	10	67
	Eric Green	46	618	13.4	4	46		Frank Lewis	23	409	17.8	3	53t
	Total	97	996	10.3	6	46		Total	53	1,120	21.1	13	67
1993	Eric Green	63	942	15.0	5	71t	1972	Ron Shanklin	38	669	17.6	3	57t
	Dwight Stone	41	587	14.3	2	44		Frank Lewis	27	391	14.5	5	52
	Total	104	1,529	14.7	7	71t		Total	65	1,060	16.3	8	57t
1992	Jeff Graham	49	711	14.5	1	51	1971	Ron Shanklin	49	652	13.3	6	42
	Barry Foster	36	344	9.6	0	42		Frenchy Fuqua	49	427	8.7	1	40
	Total	85	1,055	12.4	1	51		Total	98	1,079	11.0	7	42
1991	Louis Lipps	55	671	12.2	2	35	1970	Ron Shanklin	30	691	23.0	4	81
	Merril Hoge	49	379	7.7	1	25		Dave Smith	30	458	15.3	2	87
	Total	104	1,050	10.1	3	35		Total	60	1,149	19.2	6	87
							1969	Roy Jefferson	67	1,079	16.1	9	63
								J.R. Wilson	20	373	18.7	0	52
								Total	87	1,452	16.7	9	63

STEELERS QUARTERBACKS' STARTING RECORDS (1969-2011)

Year	Player	Record
1969	Terry Hanratty	0-5
1970	Terry Hanratty	2-4
	Terry Bradshaw	3-5
1971	Terry Hanratty	1-0
	Terry Bradshaw	5-8
1972	Terry Bradshaw	11-3
1973	Terry Hanratty	2-2
	Terry Bradshaw	8-1
	Joe Gilliam	0-1
1974	Terry Hanratty	1-0
	Terry Bradshaw	5-2
	Joe Gilliam	4-1-1
1975	Terry Bradshaw	12-2
1976	Terry Bradshaw	4-4
	Mike Kruczek	6-0
1977	Terry Bradshaw	9-5
1978	Terry Bradshaw	14-2
1979	Terry Bradshaw	12-4
1980	Terry Bradshaw	9-6
	Cliff Stoudt	0-1
1981	Terry Bradshaw	8-6
	Mark Malone	0-2
1982	Terry Bradshaw	6-3
1983	Terry Bradshaw	1-0
	Cliff Stoudt	9-6
1984	David Woodley	3-4
	Mark Malone	6-3
1985	David Woodley	4-2
	Mark Malone	3-5
	Scott Campbell	0-2
1986	Mark Malone	6-8
	Bubby Brister	0-2
1987	Mark Malone	6-6
	Steve Bono	2-1
1988	Bubby Brister	4-9
	Todd Blackledge	1-2
1989	Bubby Brister	8-6
	Todd Blackledge	1-1
1990	Bubby Brister	9-7
1991	Bubby Brister	5-3
	Neil O'Donnell	2-6
1992	Neil O'Donnell	9-3
	Bubby Brister	2-2
1993	Neil O'Donnell	9-6
	Mike Tomczak	0-1
1994	Neil O'Donnell	10-4
	Mike Tomczak	2-0
1995	Neil O'Donnell	9-3
	Mike Tomczak	2-2
1996	Mike Tomczak	10-5
	Jim Miller	0-1
1997	Kordell Stewart	11-5
1998	Kordell Stewart	7-9
1999	Kordell Stewart	5-6
	Mike Tomczak	1-4

Year	Player	Record
2000	Kordell Stewart	7-4
	Kent Graham	2-3
2001	Kordell Stewart	13-3
2002	Tommy Maddox	8-3-1
	Kordell Stewart	2-2
2003	Tommy Maddox	6-10
2004	Ben Roethlisberger	13-0
	Tommy Maddox	2-1
2005	Ben Roethlisberger	9-3
	Charlie Batch	2-0
	Tommy Maddox	0-2
2006	Ben Roethlisberger	7-8
	Charlie Batch	1-0
2007	Ben Roethlisberger	10-5
	Charlie Batch	0-1
2008	Ben Roethlisberger	12-4
2009	Ben Roethlisberger	9-6
	Dennis Dixon	0-1
2010	Ben Roethlisberger	9-3
	Dennis Dixon	2-0
	Charlie Batch	1-1
2011	Ben Roethlisberger	11-4
	Charlie Batch	1-0

Terry Bradshaw (1970-83)	107-51
Ben Roethlisberger (2004-11)	80-33
Kordell Stewart (1995-02)	45-29
Neil O'Donnell (1990-95)	39-22
Bubby Brister (1986-92)	28-29
Mark Malone (1981-87)	21-24
Tommy Maddox (2002-05)	16-16-1
Mike Tomczak (1993-99)	15-12
David Woodley (1984-85)	7-6
Mike Kruczek (1976-79)	6-0
Terry Hanratty (1969-75)	6-11
Charlie Batch (2002-11)	5-2
Joe Gilliam (1972-75)	4-2-1
Dennis Dixon (2008-11)	2-1
Steve Bono (1987-88)	2-1
Todd Blackledge (1988-89)	2-3
Kent Graham (2000)	2-3
Cliff Stoudt (1977-83)	0-1
Jim Miller (1995-96)	0-1
Scott Campbell (1984-86)	0-2

STEELERS ALL-TIME INDIVIDUAL LEADERS

STEELERS CAREER TOTAL YARDS FROM SCRIMMAGE LEADERS

Rank	Player	Tot. Yds.	Rush.	Rec.
1.	Franco Harris (1972-83)	14,234	11,950	2,284
2.	Hines Ward (1998-11)	12,511	428	12,083
3.	Jerome Bettis (1996-05)	11,377	10,571	806
4.	John Stallworth (1974-87)	8,834	111	8,723
5.	Louis Lipps (1984-91)	6,406	388	6,018
6.	Willie Parker (2004-09)	6,075	5,378	697
7.	Lynn Swann (1974-82)	5,534	72	5,462
8.	Dick Hoak (1961-70)	5,417	3,965	1,452
9.	John Henry Johnson (1960-65)	5,195	4,381	814
10.	Merril Hoge (1987-93)	5,169	3,115	2,054
11.	Rocky Bleier (1968, 1970-80)	5,159	3,865	1,294
12.	Elbie Nickel (1947-57)	5,131	0	5,133
13.	Ray Mathews (1951-59)	4,976	1,057	3,919
14.	Frank Pollard (1980-88)	4,861	3,989	872
15.	Barry Foster 1990-94)	4,747	3,943	804
16.	Buddy Dial (1959-63)	4,737	14	4,723
17.	Walter Abercrombie (1982-87)	4,696	3,343	1,353
18.	Fran Rogel (1950-57)	4,358	3,271	1,087
19.	Frenchy Fuqua (1970-76)	4,178	2,942	1,236
20.	Plaxico Burrese (2000-04)	4,157	-7	4,164

ACTIVE CAREER YARDS FROM SCRIMMAGE LEADERS

Rank	Player	Tot. Yds.	Rush.	Rec.
1.	Hines Ward (1998-11)	12,511	428	12,083
2.	Rashard Mendenhall (2008-11)	3,966	3,367	599
3.	Heath Miller (2005-11)	3,870	6	3,864
4.	Mike Wallace (2009-11)	3,350	144	3,206
5.	Mewelde Moore (2008-11)	1,744	962	782

STEELERS ALL-TIME INDIVIDUAL LEADERS

STEELERS ALL-TIME PASSING LEADERS

Rank	Player	Att.	Comp.	Yards	Pct.	TDs	Int.	Rtg.
1.	Terry Bradshaw (1970-83)	3,901	2,025	27,989	51.9	212	210	70.9
2.	Ben Roethlisberger (2004-11)	3,313	2,090	26,579	63.1	165	100	92.1
3.	Kordell Stewart (1995-02)	2,107	1,190	13,328	56.5	70	72	72.3
4.	Neil O'Donnell (1990-95)	1,871	1,069	12,867	57.1	68	39	81.8
5.	Bubby Brister (1986-92)	1,477	776	10,104	52.5	51	57	69.8
6.	Bobby Layne (1958-62)	1,156	569	9,030	49.2	66	81	65.5
7.	Jim Finks (1949-55)	1,382	661	8,622	47.8	55	88	54.7
8.	Mark Malone (1980-87)	1,374	690	8,582	50.2	54	68	62.4
9.	Tommy Maddox (2001-05)	1,036	603	7,139	58.2	42	40	76.7
10.	Mike Tomczak (1993-99)	973	546	6,649	56.1	37	43	71.6
11.	Ed Brown (1962-65)	736	339	5,821	46.1	38	50	62.3
12.	Bill Nelsen (1963-67)	591	274	4,440	46.4	27	30	66.1
13.	Dick Shiner (1968-69)	513	245	3,278	47.8	25	27	62.8
14.	Cliff Stoudt (1977-83)	479	244	3,217	50.9	14	28	57.9
15.	David Woodley (1984-85)	339	179	2,630	52.8	14	21	66.4
16.	Kent Nix (1967-69)	451	217	2,597	48.1	14	33	46.0
17.	Terry Hanratty (1969-75)	417	159	2,478	38.1	24	34	43.8
18.	Earl Morrall (1957-58)	335	145	2,175	46.3	12	19	56.0
19.	Joe Gilliam (1972-75)	331	147	2,103	44.4	9	17	53.2
20.	Ted Marchibroda (1953, 55-56)	340	157	1,931	46.2	15	24	49.5

ACTIVE PASSING LEADERS

Rank	Player	Att.	Comp.	Yards	Pct.	TDs	Int.	Rtg.
1.	Ben Roethlisberger (2004-11)	3,313	2,090	26,579	63.1	165	100	92.1
2.	Charlie Batch (2002-11)	208	120	1,594	57.7	11	8	83.7
3.	Dennis Dixon (2008-11)	59	35	402	59.3	1	2	71.4

STEELERS ALL-TIME INDIVIDUAL LEADERS

STEELERS ALL-TIME RUSHING LEADERS

Rank	Player	Att.	Yds.	Avg.	TDs
1.	Franco Harris (1972-83)	2,881	11,950	4.1	91
2.	Jerome Bettis (1996-05)	2,683	10,571	3.9	78
3.	Willie Parker (2004-09)	1,253	5,378	4.3	24
4.	John Henry Johnson (1960-65)	1,006	4,381	4.4	26
5.	Frank Pollard (1980-88)	953	3,989	4.2	20
6.	Dick Hoak (1961-70)	1,132	3,965	3.5	25
7.	Barry Foster (1990-94)	915	3,943	4.3	26
8.	Rocky Bleier (1968, 1970-80)	928	3,865	4.2	23
9.	Rashard Mendenhall (2008-11)	813	3,367	4.1	29
10.	Walter Abercrombie (1982-87)	842	3,343	4.0	22
11.	Fran Rogel (1950-57)	900	3,271	3.6	17
12.	Merril Hoge (1987-93)	819	3,115	3.8	21
13.	John Fuqua (1970-76)	699	2,942	4.2	21
14.	Tom Tracy (1958-63)	737	2,717	3.7	15
15.	Kordell Stewart (1995-02)	496	2,561	5.2	35
16.	Terry Bradshaw (1970-83)	444	2,257	5.1	32
17.	Preston Pearson (1970-74)	573	2,243	3.9	8
18.	Lynn Chandnois (1950-56)	593	1,934	3.3	16
19.	Earnest Jackson (1986-88)	470	1,921	4.1	9
20.	Amos Zereoue (1999-03)	434	1,698	3.9	7

ACTIVE RUSHING LEADERS

Rank	Player	Att.	Yds.	Avg.	TDs
1.	Rashard Mendenhall (2008-11)	813	3,367	4.1	29
2.	Mewelde Moore (2008-11)	230	962	4.2	5
3.	Ben Roethlisberger (2004-11)	292	944	3.2	14
4.	Isaac Redman (2010-11)	163	726	4.5	3
5.	Hines Ward (1998-11)	57	428	7.5	1

STEELERS ALL-TIME INDIVIDUAL LEADERS

STEELERS ALL-TIME RECEIVING LEADERS

Rank	Player	No.	Yds.	Avg.	TDs
1.	Hines Ward (1998-11)	1,000	12,083	12.1	85
2.	John Stallworth (1974-87)	537.....	8,723	16.2.....	63
3.	Louis Lipps (1984-91).....	358.....	6,018	16.8.....	39
4.	Heath Miller (2005-11)	337	3,864	11.5	31
5.	Lynn Swann (1974-82)	336.....	5,462	16.3.....	51
6.	Elbie Nickel (1947-57)	329.....	5,131	15.6.....	37
7.	Franco Harris (1972-83)	306.....	2,284	7.5.....	9
8.	Plaxico Burress (2000-04).....	261.....	4,164	16.0.....	22
9.	Charles Johnson (1994-98).....	247.....	3,400	13.8.....	15
10.	Merril Hoge (1987-93)	241.....	2,054	8.5.....	13
11.	Santonio Holmes (2006-09).....	235.....	3,835	16.3.....	20
12.	Ray Mathews (1951-59)	230.....	3,919	17.0.....	34
13.	Yancey Thigpen (1992-97).....	222.....	3,651	16.4.....	21
14.	Buddy Dial (1959-63).....	219.....	4,723	21.6.....	42
15.	Bennie Cunningham (1976-85).....	202.....	2,879	14.3.....	20
16.	Roy Jefferson (1965-69).....	199.....	3,671	18.4.....	29
17.	Eric Green (1990-94).....	198.....	2,681	13.5.....	24
18.	Antwaan Randle El (2002-05, 2010).....	184.....	2,265	12.3.....	7
19.	Mike Wallace (2009-11)	171	3,206	18.7	24
20.	Ron Shanklin (1970-75).....	166.....	3,047	18.4.....	24

ACTIVE RECEIVING LEADERS

Rank	Player	No.	Yds.	Avg.	TDs
1.	Hines Ward (1998-11)	1,000.....	12,083	12.1.....	85
2.	Heath Miller (2005-11).....	337.....	3,864	11.5.....	31
3.	Mike Wallace (2009-11).....	171.....	3,206	18.7.....	24
4.	Mewelde Moore (2008-11)	98.....	782	8.0.....	4
5.	Antonio Brown (2010-11).....	85.....	1,275	15.0.....	2

STEELERS ALL-TIME INDIVIDUAL LEADERS

STEELERS ALL-TIME SCORING LEADERS

Rank	Player	TDs	PATs	FGs	Pts
1.	Gary Anderson (1982-93)	0	416	309	1,343
2.	Jeff Reed (2002-10)	0	307	204	919
3.	Roy Gerela (1971-78)	0	293	146	731
4.	Franco Harris (1972-83)	100	0	0	600
5.	Hines Ward (1998-11)	#86	**5	0	526
6.	Jerome Bettis (1996-05)	80	**1	0	482
7.	Norm Johnson (1995-98)	0	137	105	452
8.	John Stallworth (1974-87)	#64	0	0	384
9.	Kris Brown (1999-01)	0	98	80	336
10.	Lynn Swann (1974-82)	+53	0	0	318
11.	Mike Clark (1964-67)	0	116	572	287
12.	Lou Michaels (1961-63)	0	91	622	277
13.	Louis Lipps (1984-91)	*46	0	0	276
14.	Ray Mathews (1951-59)	43	1	0	@261
15.	Buddy Dial (1959-63)	42	0	0	252
16.	Kordell Stewart (1995-02)	++40	0	0	240
17.	Elbie Nickel (1947-57)	37	0	0	222
18.	Merril Hoge (1987-93)	34	0	0	204
19.	Matt Bahr (1979-80)	0	89	37	200
20.	Dick Hoak (1961-70)	33	0	0	198

ACTIVE SCORING LEADERS

Rank	Player	TDs	PATs	FGs	Pts
1.	Hines Ward (1998-11)	#86	**5	0	526
2.	Heath Miller (2005-11)	31	0	0	186
3.	Rashard Mendenhall (2008-11)	30	0	0	180
4.	Shaun Suisham (2010-11)	0	55	37	166
5.	Mike Wallace (2009-11)	24	0	0	144

#Includes 1 rushing TD

@Includes 1 Safety

++Includes 5 receiving TDs

^Includes 5 return TDs

+Includes 1 TD on Punt Return

*Includes 4 rushing TDs, 3 TDs on Punt Returns

**2-pt. Conversion

STEELERS ALL-TIME INDIVIDUAL LEADERS

STEELERS ALL-TIME INTERCEPTION LEADERS

Rank	Player	Int.	Yds.	Avg.	TDs
1.	Mel Blount (1970-83)	57	736	12.9	2
2.	Jack Butler (1951-59)	52	827	15.9	4
3.	Donnie Shell (1974-87)	51	490	9.6	2
4.	Rod Woodson (1987-97)	38	779	20.5	5
5.	Dwayne Woodruff (1979-85, 1987-90)	37	689	18.6	3
6.	Mike Wagner (1971-80)	36	491	13.6	0
7.	Jack Ham (1971-82)	32	218	6.8	1
	Darren Perry (1992-98)	32	574	17.9	1
9.	Troy Polamalu (2003-11)	29	361	12.4	2
10.	Jack Lambert (1974-84)	28	243	8.7	0

ACTIVE INTERCEPTION LEADERS

Rank	Player	Int.	Yds.	Avg.	TDs
1.	Troy Polamalu (2003-11)	29	361	12.4	2
2.	Ike Taylor (2003-11)	13	148	11.4	1
3.	Bryant McFadden (2005-09, 2010-11)	9	86	9.6	1
4.	James Farrior (2002-11)	8	141	17.6	1
	Ryan Clark (2006-11)	8	43	5.4	0

STEELERS ALL-TIME INDIVIDUAL LEADERS

STEELERS ALL-TIME SACK LEADERS

Rank	Player	QB Sacks
1.	Jason Gildon (1994-03).....	77.0
2.	L.C. Greenwood (1969-81).....	73.5
3.	Joe Greene (1969-81).....	66.0
4.	Joey Porter (1999-06).....	60.0
5.	Keith Willis (1982-87, 89-91).....	59.0
6.	James Harrison (2002, 2004-11).....	58.0
7.	Greg Lloyd (1988-97).....	53.5
8.	LaMarr Woodley (2007-11).....	48.0
9.	Dwight White (1971-80).....	46.0
10.	Aaron Smith (1999-11).....	44.0
11.	Ernie Holmes (1972-77).....	40.0
12.	Kevin Greene (1993-95).....	35.5
13.	Gary Dunn (1977-87).....	35.0
14.	Clark Haggans (2001-07).....	32.5
15.	Steve Furness (1972-80).....	32.0
16.	Mike Merriweather (1982-87).....	31.0
	Chad Brown (1993-97, 2006).....	31.0
18.	James Farrior (2002-11).....	30.0
19.	Robin Cole (1977-87).....	27.0
20.	Jack Ham (1971-82).....	25.5

ACTIVE SACK LEADERS

Rank	Player	QB Sacks
1.	James Harrison (2002, 2004-11).....	58.0
2.	LaMarr Woodley (2007-11).....	48.0
3.	Aaron Smith (1999-11).....	44.0
4.	James Farrior (2002-11).....	30.0
5.	Brett Keisel (2002-11).....	20.5

STEELERS ALL-TIME INDIVIDUAL LEADERS

STEELERS ALL-TIME FUMBLE RECOVERY LEADERS

<u>Rank</u>	<u>Player</u>	<u>Fum. Rec.</u>	<u>TDs</u>
1.	Ernie Stautner (1950-63)	23	0
2.	Jack Ham (1971-82)	21	0
3.	Donnie Shell (1974-87)	19	1
4.	John Reger (1955-63)	17	1
5.	Jack Lambert (1974-84)	16	0
6.	Carnell Lake (1989-98)	15	2
	Joe Greene (1969-81)	15	0
	Greg Lloyd (1988-1997)	15	0
9.	Robin Cole (1977-87)	14	0
	L.C. Greenwood (1969-81)	14	0

ACTIVE FUMBLE RECOVERY LEADERS

<u>Rank</u>	<u>Player</u>	<u>Fum. Rec.</u>	<u>TDs</u>
1.	James Farrior (2002-11)	10	0
2.	Aaron Smith (1999-11)	9	0
3.	LaMarr Woodley (2007-11)	7	1
	James Harrison (2002, 2004-11)	7	0
5.	Troy Polamalu (2003-11)	5	2



2011 Final Rosters/ Depth Chart

- ◆ **Depth Chart/Final Rosters**
- ◆ **Roster Moves**
- ◆ **How the 2011 Steelers Were Built**



2011 PITTSBURGH STEELERS DEPTH CHART

OFFENSE

WR	86	HINES WARD (6-0, 205, 14)	88	Emmanuel Sanders (5-11, 180, 2)	89	Jerricho Cotchery (6-1, 200, 8)
LT	78	MAX STARKS (6-8, 345, 8)	72	Jonathan Scott (6-6, 318, 5)		
LG	68	CHRIS KEMOEATU (6-3, 344, 6)	69	Jamon Meredith (6-5, 305, 3)		
C	53	MAURKICE POUNCEY (6-4, 304, 2)	64	Doug Legursky (6-1, 315, 3)		
RG	73	RAMON FOSTER (6-6, 325, 3)	79	Trai Essex (6-5, 324, 7)		
RT	77	MARCUS GILBERT (6-6, 330, R)	72	Jonathan Scott (6-6, 318, 5)		
TE	83	HEATH MILLER (6-5, 256, 7)	85	David Johnson (6-2, 260, 3)	82	Weslye Saunders (6-5, 270, R)
RB	33	ISAAC REDMAN (6-0, 230, 2)	21	Mewelde Moore (5-11, 209, 8)	38	John Clay (6-1, 248, R)
					30	Chad Spann (5-8, 202, R)
FB	85	DAVID JOHNSON (6-2, 260, 3)				
QB	7	BEN ROETHLISBERGER (6-5, 241, 8)	16	Charlie Batch (6-2, 216, 14)	10	Dennis Dixon (6-3, 209, 4)
WR	17	MIKE WALLACE (6-0, 199, 3)	84	Antonio Brown (5-10, 186, 2)	81	Arnaz Battle (6-1, 208, 9)

DEFENSE

DE	96	ZIGGY HOOD (6-3, 300, 3)	65	Al Woods (6-4, 307, 2)		
NT	98	CASEY HAMPTON (6-1, 325, 11)	90	Steve McLendon (6-4, 280, 2)		
DE	99	BRETT KEISEL (6-5, 285, 10)	97	Cameron Heyward (6-5, 288, R)		
LOLB	56	LAMARR WOODLEY (6-2, 265, 5)				
LILB	51	JAMES FARRIOR (6-2, 243, 15)	55	Stevenson Sylvester (6-2, 231, 2)		
RILB	94	LAWRENCE TIMMONS (6-1, 234, 5)	50	Larry Foote (6-1, 239, 10)	57	Mortty Ivy (6-1, 239, 1)
ROLB	92	JAMES HARRISON (6-0, 242, 8)	93	Jason Worilds (6-2, 262, 2)		
LCB	22	WILLIAM GAY (5-10, 190, 5)	20	Bryant McFadden (6-0, 190, 7)	37	Anthony Madison (5-9, 180, 6)
FS	25	RYAN CLARK (5-11, 205, 10)	29	Ryan Mundy (6-1, 209, 3)		
SS	43	TROY POLAMALU (5-10, 207, 9)	26	Will Allen (6-1, 200, 8)	42	Damon Cromartie-Smith (6-2, 210, 1)
RCB	24	IKE TAYLOR (6-2, 195, 9)	23	Keenan Lewis (6-0, 208, 3)	28	Cortez Allen (6-1, 196, R)

SPECIAL TEAMS

P	13	JEREMY KAPINOS (6-1, 233, 4)				
PK	6	SHAUN SUISHAM (6-0, 200, 7)				
LS	60	GREG WARREN (6-3, 252, 7)	72	Jonathan Scott (6-6, 318, 6)		
H	13	JEREMY KAPINOS (6-1, 233, 4)				
KR	84	ANTONIO BROWN (5-10, 186, 2)	88	Emmanuel Sanders (5-11, 180, 2)	21	Mewelde Moore (5-11, 209, 8)
PR	84	ANTONIO BROWN (5-10, 186, 2)	88	Emmanuel Sanders (5-11, 180, 2)	89	Jerricho Cotchery (6-1, 200, 8)

- Rookies

PITTSBURGH STEELERS 2011 ALPHABETICAL ROSTER

NO	NAME	POS	HT	WT	DOB	AGE	EXP	COLLEGE	BIRTHPLACE	HOW ACQ	2011 GP/GS
28	Allen, Cortez	CB	6-1	196	10/29/88	23	R	The Citadel	Ocala, FL	D4 '11	15/0
26	Allen, Will	S	6-1	200	06/17/82	29	8	Ohio State	Dayton, OH	FA '10	16/0
16	Batch, Charlie	QB	6-2	216	12/05/74	37	14	Eastern Michigan	Homestead, PA	FA '02	4/1
81	Battle, Arnaz	WR	6-1	208	02/22/80	31	9	Notre Dame	Dallas, TX	FA '10	10/0
84	Brown, Antonio	WR	5-10	186	07/10/88	23	2	Central Michigan	Miami, FL	D6b '10	16/3
25	Clark, Ryan	S	5-11	205	10/12/79	32	10	LSU	Marrero, LA	UFA '06 (Was)	16/16
38	Clay, John	RB	6-1	248	01/04/88	24	R	Wisconsin	Racine, WI	FA '11	2/0
89	Cotchery, Jerricho	WR	6-1	200	06/16/82	29	8	North Carolina State	Birmingham, AL	FA '11	13/0
42	Cromartie-Smith, Damon	S	6-2	210	02/19/87	24	1	UTEP	Riverside, CA	FA '11	4/0
10	Dixon, Dennis	QB	6-3	209	01/11/85	27	4	Oregon	San Leandro, CA	D5 '08	0/0
79	Essex, Trai	OG	6-5	324	12/05/82	29	7	Northwestern	Fort Wayne, IN	D3 '05	16/3
51	Farrior, James	LB	6-2	243	01/06/75	37	15	Virginia	Ettrick, VA	UFA '02 (NYJ)	14/14
50	Foote, Larry	LB	6-1	239	06/12/80	31	10	Michigan	Detroit, MI	FA '10	15/5
73	Foster, Ramon	OG	6-6	325	01/07/86	26	3	Tennessee	Henning, TN	FA '09	15/14
22	Gay, William	CB	5-10	190	01/01/85	27	5	Louisville	Tallahassee, FL	D5b '07	16/15
77	Gilbert, Marcus	OT	6-6	330	02/15/88	23	R	Florida	Fort Lauderdale, FL	D2 '11	14/13
98	Hampton, Casey	NT	6-1	325	09/03/77	34	11	Texas	Galveston, TX	D1 '01	13/12
92	Harrison, James	LB	6-0	242	05/04/78	33	8	Kent State	Akron, OH	FA '04	11/11
97	Heyward, Cameron	DE	6-5	288	05/06/89	22	R	Ohio State	Pittsburgh, PA	D1 '11	16/0
96	Hood, Ziggy	DE	6-3	300	02/16/87	24	3	Missouri	Amarillo, TX	D1 '09	16/14
57	Ivy, Mortty	LB	6-1	239	04/26/86	25	1	West Virginia	Monroeville, PA	FA '11	6/0
85	Johnson, David	TE	6-2	260	08/26/87	24	3	Arkansas State	Pine Bluff, AR	D7b '09	16/16
13	Kapinos, Jeremy	P	6-1	233	08/23/84	27	4	Penn State	West Point, NY	FA '11	8/0
99	Keisel, Brett	DE	6-5	285	09/19/78	33	10	Brigham Young	Greybull, WY	D7b '02	14/14
68	Kemoatu, Chris	OG	6-3	344	01/04/83	29	6	Utah	Kahuku, HI	D6 '05	13/8
64	Legursky, Doug	C/G	6-1	315	06/09/86	25	3	Marshall	Frankfurt, Germany	FA '08	10/10
23	Lewis, Keenan	CB	6-0	208	05/17/86	25	3	Oregon State	New Orleans, LA	D3c '09	16/1
37	Madison, Anthony	CB	5-9	180	10/08/81	30	6	Alabama	Thomasville, AL	FA '11	5/0
20	McFadden, Bryant	CB	6-0	190	11/21/81	30	7	Florida State	Hollywood, FL	T '10 (Arz)	13/1
90	McLendon, Steve	NT	6-4	280	01/03/86	26	2	Troy	Ozark, AL	FA '09	14/1
69	Meredith, Jamon	OT	6-5	304	05/11/86	25	3	South Carolina	Simpsonville, SC	FA '11	4/0
83	Miller, Heath	TE	6-5	256	10/22/82	29	7	Virginia	Swords Creek, VA	D1 '05	16/16
21	Moore, Mewelde	RB	5-11	209	07/24/82	29	8	Tulane	Hammond, LA	UFA '08 (Min)	12/0
29	Mundy, Ryan	S	6-1	209	02/11/85	26	3	West Virginia	Pittsburgh, PA	D6b '08	16/0
43	Polamalu, Troy	S	5-10	207	04/19/81	30	9	Southern California	Santa Ana, CA	D1 '03	16/16
53	Pouncey, Maurkice	C	6-4	304	07/24/89	22	2	Florida	Lakeland, FL	D1 '10	14/14
33	Redman, Isaac	RB	6-0	230	11/10/84	27	2	Bowie State	Paulsboro, NJ	FA '09	16/1
7	Roethlisberger, Ben	QB	6-5	241	03/02/82	29	8	Miami (OH)	Cory Rawson, OH	D1 '04	15/15
88	Sanders, Emmanuel	WR	5-11	180	03/17/87	24	2	SMU	Bellville, TX	D3 '10	11/0
82	Saunders, Weslye	TE	6-5	270	01/16/89	23	R	South Carolina	Durham, NC	FA '11	16/6
72	Scott, Jonathan	OT	6-6	318	01/10/83	29	5	Texas	Dallas, TX	FA '10	12/5
30	Spann, Chad	RB	5-8	202	08/04/88	23	R	Northern Illinois	Indianapolis, IN	FA '11	0/0
78	Starks, Max	OT	6-8	345	01/10/82	30	8	Florida	Orlando, FL	D3 '04	12/12
6	Suisham, Shaun	K	6-0	200	12/29/81	30	7	Bowling Green	Wallaceburg, Ontario	FA '10	16/0
55	Sylvester, Stevenson	LB	6-2	231	07/18/88	23	2	Utah	Las Vegas, NV	D5c '10	15/1
24	Taylor, Ike	CB	6-2	195	05/05/80	31	9	LA-Lafayette	Gretna, LA	D4 '03	16/16
94	Timmons, Lawrence	LB	6-1	234	05/14/86	25	5	Florida State	Florence, SC	D1 '07	16/16
17	Wallace, Mike	WR	6-0	199	08/01/86	25	3	Mississippi	New Orleans, LA	D3b '09	16/14
86	Ward, Hines	WR	6-0	205	03/08/76	35	14	Georgia	Forest Park, GA	D3b '98	15/9
60	Warren, Greg	LS	6-3	252	10/18/81	30	7	North Carolina	Goldsboro, NC	FA '05	16/0
56	Woodley, LaMarr	LB	6-2	265	11/03/84	27	5	Michigan	Saginaw, MI	D2 '07	10/10
65	Woods, Al	DE	6-4	307	03/25/87	24	2	LSU	Jennings, LA	FA '11	2/0
93	Worlds, Jason	LB	6-2	262	03/03/88	23	2	Virginia Tech	Carteret, NJ	D2 '10	12/7
RESERVE/INJURED LIST											
35	Batch, Baron	RB	5-10	210	12/21/87	24	R	Texas Tech	Midland, TX	D7 '11	0/0
31	Brown, Curtis	CB	6-0	185	09/24/88	23	R	Texas	Longview, TX	D3 '11	12/0
54	Carter, Chris	LB	6-1	248	04/06/89	22	R	Fresno State	Fontana, CA	D5 '11	8/0
74	Colon, Willie	OT	6-3	315	04/09/83	28	6	Hofstra	Bronx, NY	D4a '06	1/1
27	Dwyer, Jonathan	RB	5-11	229	07/26/89	22	2	Georgia Tech	Marietta, GA	D6a '10	7/0
76	Hoke, Chris	NT	6-2	305	04/06/76	35	11	Brigham Young	Long Beach, CA	FA '01	6/2
4	Leftwich, Byron	QB	6-5	250	01/14/80	32	9	Marshall	Washington, D.C.	T '10 (T.B.)	0/0
34	Mendenhall, Rashard	RB	5-10	225	06/19/87	24	4	Illinois	Skokie, IL	D1 '08	15/15
9	Sepulveda, Daniel	P	6-3	230	01/12/84	28	5	Baylor	Austin, TX	D4a '07	8/0
91	Smith, Aaron	DE	6-5	298	04/19/76	35	13	Northern Colorado	Colorado Springs, CO	D4 '99	4/4
PRACTICE SQUAD											
95	Bryant, Corbin	DE	6-4	300	01/04/88	24	R	Northwestern	Chicago, IL	FA '11	1/0
19	Grisham, Tyler	WR	5-11	180	06/11/87	24	1	Clemson	Birmingham, AL	FA '09	0/0
66	Joseph, Elisha	NT	6-3	275	06/20/88	23	R	Temple	Hartford, CT	FA '11	0/0
62	Malecki, John	OG	6-2	298	05/26/88	23	1	Pittsburgh	Murrysville, PA	FA '11	0/0
45	McCoy, Jamie	TE	6-3	240	07/21/87	24	1	Texas A&M	Midland, TX	FA '11	0/0
71	Scott, Chris	OT	6-4	319	08/04/87	24	2	Tennessee	Riverdale, GA	FA '11	2/0
67	Turner, Trevis	OT	6-7	330	05/02/87	24	R	Abilene Christian	DeSoto, TX	FA '11	0/0
41	Young, Albert	RB	5-10	209	02/25/85	26	3	Iowa	Moorestown Township, NJ	FA '11	0/0

Experience Includes 2011 Season
Number of Players on Active Roster: 53

Head Coach: Mike Tomlin
Assistant Coaches: John Mitchell (asst head coach/defensive line); Dick LeBeau (defensive coordinator); Bruce Arians (offensive coordinator); Randy Fichtner (quarterbacks); Keith Butler (linebackers); James Daniel (tight ends); Al Everest (special teams); Harold Goodwin (offensive asst); Scottie Montgomery (wide receivers); Carnell Lake (defensive backs); Amos Jones (asst special teams); Sean Kugler (offensive line); Jerry Olsavsky (defensive asst); Kirby Wilson (running backs); Garrett Glemont (strength and conditioning); Marcel Pastoor (asst strength and conditioning).

PITTSBURGH STEELERS 2011 NUMERICAL ROSTER

NO	NAME	POS	HT	WT	DOB	AGE	EXP	COLLEGE	BIRTHPLACE	HOW ACQ	2011 GP/GS
6	Shaun Suisham	K	6-0	200	12/29/81	30	7	Bowling Green	Wallaceburg, Ontario	FA '10	16/0
7	Ben Roethlisberger	QB	6-5	241	03/02/82	29	8	Miami (OH)	Cory Rawson, OH	D1 '04	15/15
10	Dennis Dixon	QB	6-3	209	01/11/85	27	4	Oregon	San Leandro, CA	D5 '08	0/0
13	Jeremy Kapinos	P	6-1	233	08/23/84	27	4	Penn State	West Point, NY	FA '11	8/0
16	Charlie Batch	QB	6-2	216	12/05/74	37	14	Eastern Michigan	Homestead, PA	FA '02	4/1
17	Mike Wallace	WR	6-0	199	08/01/86	25	3	Mississippi	New Orleans, LA	D3b '09	16/14
20	Bryant McFadden	CB	6-0	190	11/21/81	30	7	Florida State	Hollywood, FL	T '10 (Arz)	13/1
21	Mewelde Moore	RB	5-11	209	07/24/82	29	8	Tulane	Hammond, LA	UFA '08 (Min)	12/0
22	William Gay	CB	5-10	190	01/01/85	27	5	Louisville	Tallahassee, FL	D5b '07	16/15
23	Keenan Lewis	CB	6-0	208	05/17/86	25	3	Oregon State	New Orleans, LA	D3c '09	16/1
24	Ike Taylor	CB	6-2	195	05/05/80	31	9	LA-Lafayette	Gretna, LA	D4 '03	16/16
25	Ryan Clark	S	5-11	205	10/12/79	32	10	LSU	Marrero, LA	UFA '06 (Was)	16/16
26	Will Allen	S	6-1	200	06/17/82	29	8	Ohio State	Dayton, OH	FA '10	16/0
28	Cortez Allen	CB	6-1	196	10/29/88	23	R	The Citadel	Ocala, FL	D4 '11	15/0
29	Ryan Mundy	S	6-1	209	02/11/85	26	3	West Virginia	Pittsburgh, PA	D6b '08	16/0
30	Chad Spann	RB	5-8	202	08/04/88	23	R	Northern Illinois	Indianapolis, IN	FA '11	0/0
33	Isaac Redman	RB	6-0	230	11/10/84	27	2	Bowie State	Paulsboro, NJ	FA '09	16/1
37	Anthony Madison	CB	5-9	180	10/08/81	30	6	Alabama	Thomasville, AL	FA '11	5/0
38	John Clay	RB	6-1	248	01/04/88	23	R	Wisconsin	Racine, WI	FA '11	2/0
42	Damon Cromartie-Smith	S	6-2	210	02/19/87	24	1	UTEP	Riverside, CA	FA '11	4/0
43	Troy Polamalu	S	5-10	207	04/19/81	30	9	Southern California	Santa Ana, CA	D1 '03	16/16
50	Larry Foote	LB	6-1	239	06/12/80	31	10	Michigan	Detroit, MI	FA '10	15/5
51	James Farrior	LB	6-2	243	01/06/75	37	15	Virginia	Ettrick, VA	UFA '02 (NYJ)	14/14
53	Maurkice Pouncey	C	6-4	304	07/24/89	22	2	Florida	Lakeland, FL	D1 '10	14/14
55	Stevenson Sylvester	LB	6-2	231	07/18/88	23	2	Utah	Las Vegas, NV	D5c '10	15/1
56	LaMarr Woodley	LB	6-2	265	11/03/84	27	5	Michigan	Saginaw, MI	D2 '07	10/10
57	Mortty Ivy	LB	6-1	239	04/26/86	25	1	West Virginia	Monroeville, PA	FA '11	6/0
60	Greg Warren	LS	6-3	252	10/18/81	30	7	North Carolina	Goldsboro, NC	FA '05	16/0
64	Doug Legursky	C/G	6-1	315	06/09/86	25	3	Marshall	Frankfurt, Germany	FA '08	10/10
65	Al Woods	DE	6-4	307	03/25/87	24	2	LSU	Jennings, LA	FA '11	2/0
68	Chris Kemoeatu	OG	6-3	344	01/04/83	29	6	Utah	Kahuku, HI	D6 '05	13/8
69	Jamon Meredith	OT	6-5	304	05/11/86	25	3	South Carolina	Simpsonville, SC	FA '11	4/0
72	Jonathan Scott	OT	6-6	318	01/10/83	29	5	Texas	Dallas, TX	FA '10	12/5
73	Ramon Foster	OG	6-6	325	01/07/86	26	3	Tennessee	Henning, TN	FA '09	15/14
77	Marcus Gilbert	OT	6-6	330	02/15/88	23	R	Florida	Fort Lauderdale, FL	D2 '11	14/13
78	Max Starks	OT	6-8	345	01/10/82	30	8	Florida	Orlando, FL	D3 '04	12/12
79	Trai Essex	OG	6-5	324	12/05/82	29	7	Northwestern	Fort Wayne, IN	D3 '05	16/3
81	Amaz Battle	WR	6-1	208	02/22/80	31	9	Notre Dame	Dallas, TX	FA '10	10/0
82	Weslye Saunders	TE	6-5	270	01/16/89	23	R	South Carolina	Durham, NC	FA '11	16/6
83	Heath Miller	TE	6-5	256	10/22/82	29	7	Virginia	Swords Creek, VA	D1 '05	16/16
84	Antonio Brown	WR	5-10	186	07/10/88	23	2	Central Michigan	Miami, FL	D6b '10	16/3
85	David Johnson	TE	6-2	260	08/26/87	24	3	Arkansas State	Pine Bluff, AR	D7b '09	16/16
86	Hines Ward	WR	6-0	205	03/08/76	35	14	Georgia	Forest Park, GA	D3b '98	15/9
88	Emmanuel Sanders	WR	5-11	180	03/17/87	24	2	SMU	Belville, TX	D3 '10	11/0
89	Jerricho Cotchery	WR	6-1	200	06/16/82	29	8	North Carolina State	Birmingham, AL	FA '11	13/0
90	Steve McLendon	NT	6-4	280	01/03/86	26	2	Troy	Ozark, AL	FA '09	14/1
92	James Harrison	LB	6-0	242	05/04/78	33	8	Kent State	Akron, OH	FA '04	11/11
93	Jason Worilds	LB	6-2	262	03/03/88	23	2	Virginia Tech	Carteret, NJ	D2 '10	12/7
94	Lawrence Timmons	LB	6-1	234	05/14/86	25	5	Florida State	Florence, SC	D1 '07	16/16
96	Ziggy Hood	DE	6-3	300	02/16/87	24	3	Missouri	Amarillo, TX	D1 '09	16/14
97	Cameron Heyward	DE	6-5	288	05/06/89	22	R	Ohio State	Pittsburgh, PA	D1 '11	16/0
98	Casey Hampton	NT	6-1	325	09/03/77	34	11	Texas	Galveston, TX	D1 '01	13/12
99	Brett Keisel	DE	6-5	285	09/19/78	33	10	Brigham Young	Greybull, WY	D7b '02	14/14
RESERVE/INJURED LIST											
4	Byron Lettwich	QB	6-5	250	01/14/80	32	9	Marshall	Washington, D.C.	T '10 (T.B.)	0/0
9	Daniel Sepulveda	P	6-3	230	01/12/84	28	5	Baylor	Austin, TX	D4a '07	8/0
27	Jonathan Dwyer	RB	5-11	229	07/26/89	22	2	Georgia Tech	Marietta, GA	D6a '10	7/0
31	Curtis Brown	CB	6-0	185	09/24/88	23	R	Texas	Longview, TX	D3 '11	12/0
34	Rashard Mendenhall	RB	5-10	225	06/19/87	24	4	Illinois	Skokie, IL	D1 '08	15/15
35	Baron Batch	RB	5-10	210	12/21/87	24	R	Texas Tech	Midland, TX	D7 '11	0/0
54	Chris Carter	LB	6-1	248	04/06/89	22	R	Fresno State	Fontana, CA	D5 '11	8/0
74	Willie Colon	OT	6-3	315	04/09/83	28	6	Hofstra	Bronx, NY	D4a '06	1/1
76	Chris Hoke	NT	6-2	305	04/06/76	35	11	Brigham Young	Long Beach, CA	FA '01	6/2
91	Aaron Smith	DE	6-5	298	04/19/76	35	13	Northern Colorado	Colorado Springs, CO	D4 '99	4/4
PRACTICE SQUAD											
19	Tyler Grisham	WR	5-11	180	06/11/87	24	1	Clemson	Birmingham, AL	FA '09	0/0
41	Albert Young	RB	5-10	209	02/25/85	26	3	Iowa	Moorestown Township, NJ	FA '11	0/0
45	Jamie McCoy	TE	6-3	240	07/21/87	24	1	Texas A&M	Midland, TX	FA '11	0/0
62	John Malecki	OG	6-2	298	05/26/88	23	1	Pittsburgh	Murrysville, PA	FA '11	0/0
66	Elisha Joseph	NT	6-3	275	06/20/88	23	R	Temple	Hartford, CT	FA '11	0/0
67	Trevis Turner	OT	6-7	330	05/02/87	24	R	Abilene Christian	DeSoto, TX	FA '11	0/0
71	Chris Scott	OT	6-4	319	08/04/87	24	2	Tennessee	Riverdale, GA	FA '11	2/0
95	Corbin Bryant	DE	6-4	300	01/04/88	24	R	Northwestern	Chicago, IL	FA '11	1/0

Experience Includes 2011 Season
Number of Players on Active Roster: 53

Head Coach: Mike Tomlin
Assistant Coaches: John Mitchell (asst head coach/defensive line); Dick LeBeau (defensive coordinator); Bruce Arians (offensive coordinator); Randy Fichtner (quarterbacks); Keith Butler (linebackers); James Daniel (tight ends); Al Everest (special teams); Harold Goodwin (offensive asst); Scottie Montgomery (wide receivers); Camell Lake (defensive backs); Amos Jones (asst special teams); Sean Kugler (offensive line); Jerry Olsavsky (defensive asst); Kirby Wilson (running backs); Garrett Giomont (strength and conditioning); Marcel Pastoor (asst strength and conditioning).

PITTSBURGH STEELERS 2011 POSITIONAL ROSTER

OFFENSE (28)

NO	NAME	POS	HT	WT	DOB	AGE	EXP	COLLEGE	BIRTHPLACE	HOW ACQ	2011 GP/GS
QUARTERBACKS (3)											
7	Ben Roethlisberger	QB	6-5	241	03/02/82	29	8	Miami (OH)	Cory Rawson, OH	D1 '04	15/15
10	Dennis Dixon	QB	6-3	209	01/11/85	27	4	Oregon	San Leandro, CA	D5 '08	0/0
16	Charlie Batch	QB	6-2	216	12/05/74	37	14	Eastern Michigan	Homestead, PA	FA '02	4/1
RUNNING BACKS (4)											
21	Mewelde Moore	RB	5-11	209	07/24/82	29	8	Tulane	Hammond, LA	UFA '08 (Min)	12/0
30	Chad Spann	RB	5-8	202	08/04/88	23	R	Northern Illinois	Indianapolis, IN	FA '11	0/0
33	Isaac Redman	RB	6-0	230	11/10/84	27	2	Bowie State	Paulsboro, NJ	FA '09	16/1
38	John Clay	RB	6-1	248	01/04/88	24	R	Wisconsin	Racine, WI	FA '11	2/0
WIDE RECEIVERS (6)											
17	Mike Wallace	WR	6-0	199	08/01/86	25	3	Mississippi	New Orleans, LA	D3b '09	16/14
81	Arnaz Battle	WR	6-1	208	02/22/80	31	9	Notre Dame	Dallas, TX	FA '10	10/0
84	Antonio Brown	WR	5-10	186	07/10/88	23	2	Central Michigan	Miami, FL	D6b '10	16/3
86	Hines Ward	WR	6-0	205	03/08/76	35	14	Georgia	Forest Park, GA	D3b '98	15/9
88	Emmanuel Sanders	WR	5-11	180	03/17/87	24	2	SMU	Bellville, TX	D3 '10	11/0
89	Jerricho Cotchery	WR	6-1	200	06/16/82	29	8	North Carolina State	Birmingham, AL	FA '11	13/0
TIGHT ENDS (3)											
82	Weslye Saunders	TE	6-5	270	01/16/89	23	R	South Carolina	Durham, NC	FA '11	16/6
83	Heath Miller	TE	6-5	256	10/22/82	29	7	Virginia	Swords Creek, VA	D1 '05	16/16
85	David Johnson	TE	6-2	260	08/26/87	24	2	Arkansas State	Pine Bluff, AR	D7b '09	16/16
OFFENSIVE LINEMEN (9)											
53	Maurkice Pouncey	C	6-4	304	07/24/89	22	2	Florida	Lakeland, FL	D1 '10	14/14
64	Doug Legursky	C/G	6-1	315	06/09/86	25	3	Marshall	Frankfurt, Germany	FA '08	10/10
68	Chris Kemoeatu	OG	6-3	344	01/04/83	29	6	Utah	Kahuku, HI	D6 '05	13/8
69	Jamon Meredith	OT	6-5	304	05/11/86	25	3	South Carolina	Simpsonville, SC	FA '11	4/0
72	Jonathan Scott	OT	6-6	318	01/10/83	29	5	Texas	Dallas, TX	FA '10	12/5
73	Ramon Foster	OG	6-6	325	01/07/86	26	3	Tennessee	Henning, TN	FA '09	15/14
77	Marcus Gilbert	OT	6-6	330	02/15/88	23	R	Florida	Fort Lauderdale, FL	D2 '11	14/13
78	Max Starks	OT	6-8	345	01/10/82	30	8	Florida	Orlando, FL	D3 '04	12/12
79	Trai Essex	OG	6-5	324	12/05/82	29	7	Northwestern	Fort Wayne, IN	D3 '05	16/3
SPECIALISTS (3)											
6	Shaun Suisham	K	6-0	200	12/29/81	30	7	Bowling Green	Wallaceburg, Ontario	FA '10	16/0
13	Jeremy Kapinos	P	6-1	233	08/23/84	27	4	Penn State	West Point, NY	FA '11	8/0
60	Greg Warren	LS	6-3	252	10/18/81	30	7	North Carolina	Goldsboro, NC	FA '05	16/0

DEFENSE (25)

DEFENSIVE LINEMEN (6)											
65	Al Woods	DE	6-4	307	03/25/87	24	2	LSU	Jennings, LA	FA '11	2/0
90	Steve McLendon	NT	6-4	280	01/03/86	26	2	Troy	Ozark, AL	FA '09	14/1
96	Ziggy Hood	DE	6-3	300	02/16/87	24	3	Missouri	Amarillo, TX	D1 '09	16/14
97	Cameron Heyward	DE	6-5	288	05/06/89	22	R	Ohio State	Pittsburgh, PA	D1 '11	16/0
98	Casey Hampton	NT	6-1	325	09/03/77	34	11	Texas	Galveston, TX	D1 '01	13/12
99	Brett Keisel	DE	6-5	285	09/19/78	33	10	Brigham Young	Greybull, WY	D7b '02	14/14
LINEBACKERS (8)											
50	Larry Foote	LB	6-1	239	06/12/80	31	10	Michigan	Detroit, MI	FA '10	15/5
51	James Farrior	LB	6-2	243	01/06/75	37	15	Virginia	Etrick, VA	UFA '02 (NYJ)	14/14
55	Stevenson Sylvester	LB	6-2	231	07/18/88	23	2	Utah	Las Vegas, NV	D5c '10	15/1
56	LaMarr Woodley	LB	6-2	265	11/03/84	27	5	Michigan	Saginaw, MI	D2 '07	10/10
57	Morty Ivy	LB	6-1	239	04/26/86	25	1	West Virginia	Monroeville, PA	FA '11	6/0
92	James Harrison	LB	6-0	242	05/04/78	33	8	Kent State	Akron, OH	FA '04	11/11
93	Jason Worilds	LB	6-2	262	03/03/88	23	2	Virginia Tech	Carteret, NJ	D2 '10	12/7
94	Lawrence Timmons	LB	6-1	234	05/14/86	25	5	Florida State	Florence, SC	D1 '07	16/16
DEFENSIVE BACKS (11)											
20	Bryant McFadden	CB	6-0	190	11/21/81	30	7	Florida State	Hollywood, FL	T '10 (Arz)	13/1
22	William Gay	CB	5-10	190	01/01/85	27	5	Louisville	Tallahassee, FL	D5b '07	16/15
23	Keenan Lewis	CB	6-0	208	05/17/86	25	3	Oregon State	New Orleans, LA	D3c '09	16/1
24	Ike Taylor	CB	6-2	195	05/05/80	31	9	LA-Lafayette	Gretna, LA	D4 '03	16/16
25	Ryan Clark	S	5-11	205	10/12/79	32	10	LSU	Marrero, LA	UFA '06 (Was)	16/16
26	Will Allen	S	6-1	200	06/17/82	29	9	Ohio State	Dayton, OH	FA '10	16/0
28	Cortez Allen	CB	6-1	196	10/29/88	23	R	The Citadel	Ocala, FL	D4 '11	15/0
29	Ryan Mundy	S	6-1	209	02/11/85	26	3	West Virginia	Pittsburgh, PA	D6b '08	16/0
37	Anthony Madison	CB	5-9	180	10/08/81	30	6	Alabama	Thomasville, AL	FA '11	5/0
42	Damon Cromartie-Smith	S	6-2	210	02/19/87	24	1	UTEP	Riverside, CA	FA '11	4/0
43	Troy Polamalu	S	5-10	207	04/19/81	30	9	Southern California	Santa Ana, CA	D1 '03	16/16
RESERVE/INJURED LIST											
4	Byron Leftwich	QB	6-5	250	01/14/80	32	9	Marshall	Washington, D.C.	T '10 (T.B.)	0/0
9	Daniel Sepulveda	P	6-3	230	01/12/84	28	5	Baylor	Austin, TX	D4a '07	8/0
27	Jonathan Dwyer	RB	5-11	229	07/26/89	22	2	Georgia Tech	Marietta, GA	D6a '10	7/0
31	Curtis Brown	CB	6-0	185	09/24/88	23	R	Texas	Longview, TX	D3 '11	12/0
34	Rashard Mendenhall	RB	5-10	225	06/19/87	24	4	Illinois	Skokie, IL	D1 '08	15/15
35	Baron Batch	RB	5-10	210	12/21/87	24	R	Texas Tech	Midland, TX	D7 '11	0/0
54	Chris Carter	LB	6-1	248	04/06/89	22	R	Fresno State	Fontana, CA	D5 '11	8/0
74	Willie Colon	OT	6-3	315	04/09/83	28	6	Hofstra	Bronx, NY	D4a '06	1/1
76	Chris Hoke	NT	6-2	305	04/06/76	35	11	Brigham Young	Long Beach, CA	FA '01	6/2
91	Aaron Smith	DE	6-5	298	04/19/76	35	13	Northern Colorado	Colorado Springs, CO	D4 '99	4/4
PRACTICE SQUAD											
19	Tyler Grisham	WR	5-11	180	06/11/87	24	1	Clemson	Birmingham, AL	FA '09	0/0
41	Albert Young	RB	5-10	209	02/25/85	26	3	Iowa	Moorestown Township, NJ	FA '11	0/0
45	Jamie McCoy	TE	6-3	240	07/21/87	24	1	Texas A&M	Midland, TX	FA '11	0/0
62	John Malecki	OG	6-2	298	05/26/88	23	1	Pittsburgh	Murrysville, PA	FA '11	0/0
66	Elisha Joseph	NT	6-3	275	06/20/88	23	R	Temple	Hartford, CT	FA '11	0/0
67	Trevis Turner	OT	6-7	330	05/02/87	24	R	Abilene Christian	DeSoto, TX	FA '11	0/0
71	Chris Scott	OT	6-4	319	08/04/87	24	2	Tennessee	Riverdale, GA	FA '11	2/0
95	Corbin Bryant	DE	6-4	300	01/04/88	24	R	Northwestern	Chicago, IL	FA '11	1/0

Experience Includes 2011 Season
Number of Players on Active Roster: 53

Head Coach: Mike Tomlin
Assistant Coaches: John Mitchell (asst head coach/defensive line); Dick LeBeau (defensive coordinator); Bruce Arians (offensive coordinator); Randy Fichtner (quarterbacks); Keith Butler (linebackers); James Daniel (tight ends); Al Everest (special teams); Harold Goodwin (offensive asst); Scottie Montgomery (wide receivers); Carnell Lake (defensive backs); Amos Jones (asst special teams); Sean Kugler (offensive line); Jerry Olsavsky (defensive asst); Kirby Wilson (running backs); Garrett Giemont (strength and conditioning); Marcel Pastoor (asst strength and conditioning).

PITTSBURGH STEELERS 2011 ROSTER BY EXPERIENCE

NO	NAME	POS	HT	WT	DOB	AGE	EXP	COLLEGE	BIRTHPLACE	HOW ACQ	2011 GP/GS
15th YEAR (1)											
51	Farrior, James	LB	6-2	243	01/06/75	37	15	Virginia	Ettrick, VA	UFA '02 (NYJ)	14/14
14th YEAR (2)											
16	Batch, Charlie	QB	6-2	216	12/05/74	37	14	Eastern Michigan	Homestead, PA	FA '02	4/1
86	Ward, Hines	WR	6-0	205	03/08/76	35	14	Georgia	Forest Park, GA	D3b '98	15/9
11th YEAR (1)											
98	Hampton, Casey	NT	6-1	325	09/03/77	34	11	Texas	Galveston, TX	D1 '01	13/12
10th YEAR (3)											
25	Clark, Ryan	S	5-11	205	10/12/79	32	10	LSU	Marrero, LA	UFA '06 (Was)	16/16
50	Foote, Larry	LB	6-1	239	06/12/80	31	10	Michigan	Detroit, MI	FA '10	15/5
99	Keisel, Brett	DE	6-5	285	09/19/78	33	10	Brigham Young	Greybull, WY	D7b '02	14/14
9th YEAR (3)											
81	Battle, Amaz	WR	6-1	208	02/22/80	31	9	Notre Dame	Dallas, TX	FA '10	10/0
43	Polamalu, Troy	S	5-10	207	04/19/81	30	9	Southern California	Santa Ana, CA	D1 '03	16/16
24	Taylor, Ike	CB	6-2	195	05/05/80	31	9	LA-Lafayette	Gretna, LA	D4 '03	16/16
8th YEAR (6)											
26	Allen, Will	S	6-1	200	06/17/82	29	8	Ohio State	Dayton, OH	FA '10	16/0
89	Cotchery, Jerricho	WR	6-1	200	06/16/82	29	8	North Carolina State	Birmingham, AL	FA '11	13/0
92	Harrison, James	LB	6-0	242	05/04/78	33	8	Kent State	Akron, OH	FA '04	11/11
21	Moore, Mewelde	RB	5-11	209	07/24/82	29	8	Tulane	Hammond, LA	UFA '08 (Min)	12/0
7	Roethlisberger, Ben	QB	6-5	241	03/02/82	29	8	Miami (OH)	Cory Rawson, OH	D1 '04	15/15
78	Starks, Max	OT	6-8	345	01/10/82	30	8	Florida	Orlando, FL	D3 '04	12/12
7th YEAR (5)											
79	Essex, Trai	OG	6-5	324	12/05/82	29	7	Northwestern	Fort Wayne, IN	D3 '05	16/3
20	McFadden, Bryant	CB	6-0	190	11/21/81	30	7	Florida State	Hollywood, FL	T '10 (Arz)	13/1
83	Miller, Heath	TE	6-5	256	10/22/82	29	7	Virginia	Swords Creek, VA	D1 '05	17/16
6	Suisham, Shaun	K	6-0	200	12/29/81	30	7	Bowling Green	Wallaceburg, Ontario	FA '10	16/0
60	Warren, Greg	LS	6-3	252	10/18/81	30	7	North Carolina	Goldsboro, NC	FA '05	16/0
6th YEAR (2)											
68	Kemoatu, Chris	OG	6-3	344	01/04/83	29	6	Utah	Kahuku, HI	D6 '05	13/8
37	Madison, Anthony	CB	5-9	180	10/08/81	30	6	Alabama	Thomasville, AL	FA '11	5/0
5th YEAR (4)											
22	Gay, William	CB	5-10	190	01/01/85	27	5	Louisville	Tallahassee, FL	D5b '07	16/15
72	Scott, Jonathan	OT	6-6	318	01/10/83	29	5	Texas	Dallas, TX	FA '10	12/5
94	Timmons, Lawrence	LB	6-1	234	05/14/86	25	5	Florida State	Florence, SC	D1 '07	16/16
56	Woodley, LaMarr	LB	6-2	265	11/03/84	27	5	Michigan	Saginaw, MI	D2 '07	10/10
4th YEAR (2)											
10	Dixon, Dennis	QB	6-3	209	01/11/85	27	4	Oregon	San Leandro, CA	D5 '08	0/0
13	Kapinos, Jeremy	P	6-1	233	08/23/84	27	4	Penn State	West Point, NY	FA '11	8/0
3rd YEAR (8)											
73	Foster, Ramon	OG	6-6	325	01/07/86	26	3	Tennessee	Henning, TN	FA '09	15/14
96	Hood, Ziggy	DE	6-3	300	02/16/87	24	3	Missouri	Amarillo, TX	D1 '09	16/14
85	Johnson, David	TE	6-2	260	08/26/87	24	3	Arkansas State	Pine Bluff, AR	D7b '09	16/16
64	Legursky, Doug	C/G	6-1	315	06/09/86	25	3	Marshall	Frankfurt, Germany	FA '08	10/10
23	Lewis, Keenan	CB	6-0	208	05/17/86	25	3	Oregon State	New Orleans, LA	D3c '09	16/1
69	Meredith, Jamon	OT	6-5	304	05/11/86	25	3	South Carolina	Simpsonville, SC	FA '11	4/0
29	Mundy, Ryan	S	6-1	209	02/11/85	26	3	West Virginia	Pittsburgh, PA	D6b '08	16/0
17	Wallace, Mike	WR	6-0	199	08/01/86	25	3	Mississippi	New Orleans, LA	D3b '09	16/14
2nd YEAR (8)											
84	Brown, Antonio	WR	5-10	186	07/10/88	23	2	Central Michigan	Miami, FL	D6b '10	16/3
90	McLendon, Steve	NT	6-4	280	01/03/86	26	2	Troy	Ozark, AL	FA '09	14/1
53	Pouncey, Maurkice	C	6-4	304	07/24/89	22	2	Florida	Lakeland, FL	D1 '10	14/14
33	Redman, Isaac	RB	6-0	230	11/10/84	27	2	Bowie State	Paulsboro, NJ	FA '09	16/1
88	Sanders, Emmanuel	WR	5-11	180	03/17/87	24	2	SMU	Bellville, TX	D3 '10	11/0
55	Sylvester, Stevenson	LB	6-2	231	07/18/88	23	2	Utah	Las Vegas, NV	D5c '10	15/1
65	Woods, Al	DE	6-4	307	03/25/87	24	2	LSU	Jennings, LA	FA '11	2/0
93	Worlds, Jason	LB	6-2	262	03/03/88	23	2	Virginia Tech	Carteret, NJ	D2 '10	12/7
1st YEAR (2)											
42	Cromartie-Smith, Damon	S	6-2	210	02/19/87	24	1	UTEP	Riverside, CA	FA '11	4/0
57	Ivy, Morty	LB	6-1	239	04/26/86	25	1	West Virginia	Monroeville, PA	FA '11	6/0
ROOKIES (6)											
28	Allen, Cortez	CB	6-1	196	10/29/88	23	R	The Citadel	Ocala, FL	D4 '11	15/0
38	Clay, John	RB	6-1	248	01/04/88	24	R	Wisconsin	Racine, WI	FA '11	2/0
77	Gilbert, Marcus	OT	6-6	330	02/15/88	23	R	Florida	Fort Lauderdale, FL	D2 '11	14/13
97	Heyward, Cameron	DE	6-5	288	05/06/89	22	R	Ohio State	Pittsburgh, PA	D1 '11	16/0
82	Saunders, Wesleye	TE	6-5	270	01/16/89	23	R	South Carolina	Durham, NC	FA '11	16/6
30	Spann, Chad	RB	5-8	202	08/04/88	23	R	Northern Illinois	Indianapolis, IN	FA '11	0/0
RESERVE/INJURED LIST											
35	Batch, Baron	RB	5-10	210	12/21/87	24	R	Texas Tech	Midland, TX	D7 '11	0/0
31	Brown, Curtis	CB	6-0	185	09/24/88	23	R	Texas	Longview, TX	D3 '11	12/0
54	Carter, Chris	LB	6-1	248	04/06/89	22	R	Fresno State	Fontana, CA	D5 '11	8/0
74	Colon, Willie	OT	6-3	315	04/09/83	28	6	Hofstra	Bronx, NY	D4a '06	1/1
27	Dwyer, Jonathan	RB	5-11	229	07/26/89	22	2	Georgia Tech	Marietta, GA	D6a '10	7/0
76	Hoke, Chris	NT	6-2	305	04/06/76	35	11	Brigham Young	Long Beach, CA	FA '01	6/2
4	Leftwich, Byron	QB	6-5	250	01/14/80	32	9	Marshall	Washington, D.C.	T '10 (T.B.)	0/0
34	Mendenhall, Rashard	RB	5-10	225	06/19/87	24	4	Illinois	Skokie, IL	D1 '08	15/15
9	Sepulveda, Daniel	P	6-3	230	01/12/84	28	5	Baylor	Austin, TX	D4a '07	8/0
91	Smith, Aaron	DE	6-5	298	04/19/76	35	13	Northern Colorado	Colorado Springs, CO	D4 '99	4/4
PRACTICE SQUAD											
95	Bryant, Corbin	DE	6-4	300	01/04/88	24	R	Northwestern	Chicago, IL	FA '11	1/0
19	Grisham, Tyler	WR	5-11	180	06/11/87	24	1	Clemson	Birmingham, AL	FA '09	0/0
66	Joseph, Elisha	NT	6-3	275	06/20/88	23	R	Temple	Hartford, CT	FA '11	0/0
62	Malecki, John	OG	6-2	298	05/26/88	23	1	Pittsburgh	Murysville, PA	FA '11	0/0
45	McCoy, Jamie	TE	6-3	240	07/21/87	24	1	Texas A&M	Midland, TX	FA '11	0/0
71	Scott, Chris	OT	6-4	319	08/04/87	24	2	Tennessee	Riverdale, GA	FA '11	2/0
67	Turner, Trevis	OT	6-7	330	05/02/87	24	R	Abilene Christian	DeSoto, TX	FA '11	0/0
41	Young, Albert	RB	5-10	209	02/25/85	26	3	Iowa	Moorestown Township, NJ	FA '11	0/0

Experience Includes 2011 Season
Number of Players on Active Roster: 53

Head Coach: Mike Tomlin
Assistant Coaches: John Mitchell (asst head coach/defensive line); Dick LeBeau (defensive coordinator); Bruce Arians (offensive coordinator); Randy Fichtner (quarterbacks); Keith Butler (linebackers); James Daniel (tight ends); Al Everest (special teams); Harold Goodwin (offensive asst); Scottie Montgomery (wide receivers); Carnell Lake (defensive backs); Amos Jones (asst special teams); Sean Kugler (offensive line); Jerry Olsavsky (defensive asst); Kirby Wilson (running backs); Garrett Glemont (strength and conditioning); Marcel Pastoor (asst strength and conditioning).

2011 ROSTER MOVES

Date	Pos.	Name	Transaction	Date	Pos.	Name	Transaction
1/11	LB	Baraka Atkins	Signed Contract	8/4	LS	Derek Chard	Released
1/11	LB	Mortty Ivy	Signed Contract	8/4	LB	Erik Clanton	Released
1/11	RB	James Johnson	Signed Contract	8/4	P	Aaron Bates	Released
1/11	OG	Nevin McCaskill	Signed Contract	8/4	QB	Chris Dieker	Released
1/11	TE/FB	Jamie McCoy	Signed Contract	8/4	OG	Dorian Brooks	Released
1/11	CB	Donovan Warren	Signed Contract	8/4	OT	Joshua Harrison	Released
2/14	LB	Chris McCoy	Signed Contract	8/4	OG	John Malecki	Signed Contract
2/14	K	Swayze Waters	Signed Contract	8/5	LB	LaMarr Woodley	Signed Extension
2/14	WR	Wes Lyons	Signed Contract	8/8	DE	Ty Boyle	Released
2/17	TE	Eugene Bright	Signed Contract	8/8	DE	Jarrett Crittenton	Signed Contract
2/17	S	Damon Cromartie-Smith	Signed Contract	8/8	WR	Hines Ward	Activated from PUP List
2/17	LB	Chris Ellis	Signed Contract	8/10	WR	Adam Mims	Released
2/17	WR	Tyler Grisham	Signed Contract	8/10	WR	Kenneth Moore	Signed Contract
2/17	DE	Sunny Harris	Signed Contract	8/14	DE	Sunny Harris	Waived/Injured
2/17	OT	Kyle Jolly	Signed Contract	8/14	WR	Jerricho Cotchery	Signed Contract
2/23	LB	LaMarr Woodley	Signed Contract Tender	8/14	OG	Chris Kemoeatu	Activated from PUP List
3/7	Coach	Carnell Lake	Signed Contract	8/16	WR	Limas Sweed	Released
4/28	DE	Cameron Heyward	Drafted	8/16	TE	Eugene Bright	Waived/Injured
4/29	OT	Marcus Gilbert	Drafted	8/16	CB	Kevin Dockery	Signed Contract
4/29	CB	Curtis Brown	Drafted	8/16	CB	Macho Harris	Signed Contract
4/30	CB	Cortez Allen	Drafted	8/22	OG	Nevin McCaskill	Released
4/30	LB	Chris Carter	Drafted	8/22	OG	Trai Essex	Signed Contract
4/30	OG	Keith Williams	Drafted	8/23	LB	Lawrence Timmons	Signed Extension
4/30	RB	Baron Batch	Drafted	8/28	RB	Baron Batch	Placed on the Reserve/Injured List
7/26	TE/FB	Vaughn Charlton	Signed Contract	8/28	TE	Miguel Chavis	Waived/Injured
7/26	RB	John Clay	Signed Contract	8/28	WR	Kenneth Moore	Released
7/26	WR	Terrence McCrae	Signed Contract	8/28	CB	Kevin Dockery	Released
7/26	WR	Armand Robinson	Signed Contract	8/28	TE/FB	Vaughn Charlton	Released
7/26	WR	Adam Mims	Signed Contract	8/28	WR	Eric Greenwood	Released
7/26	TE	Weslye Saunders	Signed Contract	8/30	WR	Terrence McCrae	Released
7/26	C	Colin Miller	Signed Contract	8/30	DT	Anthony Gray	Released
7/26	OT	Trevis Turner	Signed Contract	8/30	CB	Niles Brinkley	Released
7/26	S	Brett Greenwood	Signed Contract	8/30	LB	Chris Ellis	Released
7/26	CB	Niles Brinkley	Signed Contract	9/2	QB	Byron Leftwich	Placed on the Reserve/Injured List
7/26	LB	Erik Clanton	Signed Contract	9/2	LB	Baraka Atkins	Released
7/26	LB	Mario Harvey	Signed Contract	9/2	LB	Mario Harvey	Released
7/26	DE	Miguel Chavis	Signed Contract	9/2	LB	Mortty Ivy	Released
7/26	DT	Anthony Gray	Signed Contract	9/2	LB	Chris McCoy	Released
7/26	WR	Eric Greenwood	Signed Contract	9/2	DE	Corbin Bryant	Released
7/26	LS	Derek Chard	Signed Contract	9/2	S	Damon Cromartie-Smith	Released
7/26	OT	Joshua Harrison	Signed Contract	9/2	S	Brett Greenwood	Released
7/26	DE	Ty Boyle	Signed Contract	9/2	CB	Macho Harris	Released
7/27	P	Aaron Bates	Signed Contract	9/2	CB	Donovan Warren	Released
7/27	QB	Chris Dieker	Signed Contract	9/2	RB	John Clay	Released
7/29	WR	Antwaan Randle El	Released	9/2	RB	James Johnson	Released
7/29	OT	Max Starks	Released	9/2	C	Colin Miller	Released
7/29	OT	Flozell Adams	Released	9/2	OT	Kyle Jolly	Released
7/29	DE	Cameron Heyward	Signed Contract	9/2	OG	John Malecki	Released
7/29	OT	Marcus Gilbert	Signed Contract	9/2	OT	Trevis Turner	Released
7/29	CB	Cortez Allen	Signed Contract	9/2	OG	Keith Williams	Released
7/29	LB	Chris Carter	Signed Contract	9/2	WR	Tyler Grisham	Released
7/29	OG	Keith Williams	Signed Contract	9/2	WR	Wes Lyons	Released
7/29	RB	Baron Batch	Signed Contract	9/2	WR	Armand Robinson	Released
7/29	CB	Ike Taylor	Signed Contract	9/2	TE	Jamie McCoy	Released
7/29	K	Shaun Suisham	Signed Contract	9/2	K	Swayze Waters	Released
7/29	OT	Jonathan Scott	Signed Contract	9/3	DE	Jarrett Crittenton	Released
7/29	OT	Willie Colon	Signed Contract	9/3	P	Jeremy Kapinos	Released
7/29	OT	Tony Hills	Signed Contract	9/3	TE	John Gilmore	Released
7/29	WR	Hines Ward	Active/PUP List	9/3	OT/OG	Tony Hills	Released
7/29	OG	Chris Kemoeatu	Active/PUP List	9/3	CB	Crezdon Butler	Released
7/29	TE	Eugene Bright	Active/PUP List	9/4	DE	Corbin Bryant	Signed to Practice Squad
7/30	CB	Curtis Brown	Signed Contract	9/4	RB	John Clay	Signed to Practice Squad
7/30	DE	Corbin Bryant	Signed Contract	9/4	S	Damon Cromartie-Smith	Signed to Practice Squad
8/4	P	Daniel Sepulveda	Signed Contract	9/4	WR	Tyler Grisham	Signed to Practice Squad
8/4	CB	William Gay	Signed Contract	9/4	LB	Mortty Ivy	Signed to Practice Squad
8/4	RB	Mewelde Moore	Signed Contract	9/4	OG	John Malecki	Signed to Practice Squad
8/4	DT	Chris Hoke	Signed Contract	9/4	TE	Jamie McCoy	Signed to Practice Squad
8/4	QB	Dennis Dixon	Signed Contract	9/4	OT	Trevis Turner	Signed to Practice Squad
8/4	LS	Greg Warren	Signed Contract	9/10	S	Troy Polamalu	Signed Extension
8/4	TE	John Gilmore	Signed Contract	9/12	TE	Jamie McCoy	Released from Practice Squad

2011 ROSTER MOVES

9/12	TE	Dorin Dickerson	Signed to Practice Squad
9/13	OT	Willie Colon	Placed on the Reserve/Injured List
9/13	OT	Jamon Meredith	Signed to Active Roster
9/15	TE	Dorin Dickerson	Placed on Practice Squad/Injured List
9/15	TE	Jamie McCoy	Signed to Practice Squad
10/5	OT	Chris Scott	Released
10/5	OT	Max Starks	Signed Contract
10/5	S	Damon Cromartie-Smith	Released
10/5	RB	Tristan Davis	Signed to Practice Squad
10/6	OG	John Malecki	Released from Practice Squad
10/6	OT	Chris Scott	Signed to Practice Squad
10/18	RB	Tristan Davis	Released from Practice Squad
10/18	S	Damon Cromartie-Smith	Signed to Practice Squad
10/18	LB	Mortty Ivy	Released from Practice Squad
10/18	NT	Elisha Joseph	Signed to Practice Squad
10/22	DE	Aaron Smith	Placed on the Reserve/Injured List
10/22	DE	Corbin Bryant	Signed to Active Roster
10/24	LB	Mortty Ivy	Signed to Practice Squad
10/29	DE	Corbin Bryant	Released
10/29	LB	Mortty Ivy	Signed to Active Roster
10/31	DE	Corbin Bryant	Signed to Practice Squad
11/2	DE	Elisha Joseph	Released from Practice Squad
11/2	WR	Jamar Newsome	Signed to Practice Squad
11/5	P	Daniel Sepulveda	Placed on the Reserve/Injured List
11/5	P	Jeremy Kapinos	Signed to Active Roster
11/9	LB	Mortty Ivy	Released
11/9	DE	Al Woods	Signed to Active Roster
11/30	WR	Jamar Newsome	Released from Practice Squad
11/30	LB	Mortty Ivy	Signed to Practice Squad
12/8	NT	Chris Hoke	Placed on the Reserve/Injured List
12/8	RB	Jonathan Dwyer	Placed on the Reserve/Injured List
12/8	LB	Mortty Ivy	Signed to Active Roster
12/8	S	Damon Cromartie-Smith	Signed to Active Roster
12/12	NT	Elisha Joseph	Signed to Practice Squad
12/12	RB	Chad Spann	Signed to Practice Squad
12/17	WR	Tyler Grisham	Released from Practice Squad
12/20	WR	Tyler Grisham	Signed to Practice Squad
12/23	CB	Curtis Brown	Placed on the Reserve/Injured List
12/23	RB	John Clay	Signed to Active Roster
12/26	OG	John Malecki	Signed to Practice Squad
1/3	RB	Rashard Mendenhall	Placed on the Reserve/Injured List
1/3	CB	Anthony Madison	Signed to Active Roster
1/4	LB	Chris Carter	Placed on the Reserve/Injured List
1/4	RB	Chad Spann	Signed to Active Roster
1/4	RB	Albert Young	Signed to Practice Squad



2011 Steelers

✦ **Updated Bios, Supplemental Bios**





2011 Steelers Updated Bios



28 CORTEZ ALLEN

CB 6-1 196 R THE CITADEL

9/11 at Baltimore: Saw action on special teams in his first career game...**9/18 vs. Seattle:** Saw action on special teams...had one special teams tackle...**9/25 at Indianapolis:** Saw action on special teams and in the secondary...**10/2 at Houston:** Saw action on special teams...**10/9 vs. Tennessee:** Was inactive due to an ankle injury...**10/16 vs. Jacksonville:** Saw action on special teams...had one special teams tackle...**10/23 at Arizona:** Saw action in the secondary and on special teams...had his first career tackle...**10/30 vs. New England:** Saw action in the secondary and on special teams...had a career-high four tackles...was part of a defense that held the Patriots to 198 yards passing...**11/6 vs. Baltimore:** Saw action in the secondary and on special teams...had three tackles...had one special teams tackle...**11/13 at Cincinnati:** Saw action in the secondary and on special teams...had one tackle...added two special teams tackles...**11/27 at Kansas City:** Saw action in the secondary and on special teams...**12/4 vs. Cincinnati:** Saw action in the secondary and on special teams...finished with one special teams tackle...**12/8 vs. Cleveland:** Saw action on special teams...**12/19 at San Francisco:** Saw action on special teams and at cornerback...**12/24 vs. St. Louis:** Had two special teams tackles...**1/1 at Cleveland:** Saw action on special teams and in the secondary...left the game in the second quarter with a shoulder injury and did not return...**AFC Wild Card 1/8 at Denver:** Was inactive due to a shoulder injury.

ALLEN'S GAME-BY-GAME STATISTICS

Date	Opponent	GP	GS	T	AT	TOT	Sacks	Yds	Int/Yds	PD	FF	FR
9/11	at Baltimore	1	0	0	0	0	0.0	0.0	0/0	0	0	0
9/18	SEATTLE	1	0	0	0	0	0.0	0.0	0/0	0	0	0
9/25	at Indianapolis	1	0	0	0	0	0.0	0.0	0/0	0	0	0
10/2	at Houston	1	0	0	0	0	0.0	0.0	0/0	0	0	0
10/9	TENNESSEE						INACTIVE					
10/16	JACKSONVILLE	1	0	0	0	0	0.0	0.0	0/0	0	0	0
10/23	at Arizona	1	0	1	0	1	0.0	0.0	0/0	0	0	0
10/30	NEW ENGLAND	1	0	3	1	4	0.0	0.0	0/0	0	0	0
11/6	BALTIMORE	1	0	3	0	3	0.0	0.0	0/0	0	0	0
11/13	at Cincinnati	1	0	1	0	1	0.0	0.0	0/0	0	0	0
11/27	at Kansas City	1	0	0	0	0	0.0	0.0	0/0	0	0	0
12/4	CINCINNATI	1	0	0	0	0	0.0	0.0	0/0	0	0	0
12/8	CLEVELAND	1	0	0	0	0	0.0	0.0	0/0	0	0	0
12/19	at San Francisco	1	0	1	0	1	0.0	0.0	0/0	0	0	0
12/24	ST. LOUIS	1	0	0	0	0	0.0	0.0	0/0	0	0	0
1/1	at Cleveland	1	0	0	0	0	0.0	0.0	0/0	0	0	0
SEASON TOTALS		15	0	9	1	10	0.0	0.0	0/0	0	0	0

POSTSEASON

1/8	at Denver						INACTIVE					
POSTSEASON TOTALS		0	0	0	0	0	0.0	0.0	0/0	0	0	0

26 WILL ALLEN

S 6-1 200 8 OHIO STATE

9/11 at Baltimore: Saw action on special teams...**9/18 vs. Seattle:** Saw action on special teams in his 100th career game...**9/25 at Indianapolis:** Saw action on special teams...**10/2 at Houston:** Saw action on special teams for the 10th consecutive game...had one special teams tackle...**10/9 vs. Tennessee:** Saw action on special teams...**10/16 vs. Jacksonville:** Saw action on special teams in his 20th game as a Steeler...**10/23 at Arizona:** Saw action on special teams in his 105th career contest...had one special teams tackle...**10/30 vs. New England:** Saw action on special teams...had two special teams tackles...**11/6 vs. Baltimore:** Saw action on special teams...**11/13 at Cincinnati:** Saw action on special teams in his 10th game this season...**11/27 at Kansas City:** Saw action on special teams...**12/4 vs. Cincinnati:** Saw action on special teams and on defense in his 110th career game...**12/8 vs. Cleveland:** Saw action on special teams...had one special teams tackle...**12/19 at San Francisco:** Saw action on special teams and on defense...**12/24 vs. St. Louis:** Had three special teams tackles...**1/1 at Cleveland:** Had one special teams tackle...**AFC Wild Card 1/8 at Denver:** Saw action on special teams.

ALLEN'S GAME-BY-GAME STATISTICS

Date	Opponent	GP	GS	T	AT	TOT	Sacks	Yds	Int/Yds	PD	FF	FR
9/11	at Baltimore	1	0	0	0	0	0.0	0.0	0/0	0	0	0
9/18	SEATTLE	1	0	0	0	0	0.0	0.0	0/0	0	0	0
9/25	at Indianapolis	1	0	0	0	0	0.0	0.0	0/0	0	0	0
10/2	at Houston	1	0	0	0	0	0.0	0.0	0/0	0	0	0
10/9	TENNESSEE	1	0	0	0	0	0.0	0.0	0/0	0	0	0
10/16	JACKSONVILLE	1	0	0	0	0	0.0	0.0	0/0	0	0	0
10/23	at Arizona	1	0	0	0	0	0.0	0.0	0/0	0	0	0
10/30	NEW ENGLAND	1	0	0	0	0	0.0	0.0	0/0	0	0	0
11/6	BALTIMORE	1	0	0	0	0	0.0	0.0	0/0	0	0	0
11/13	at Cincinnati	1	0	0	0	0	0.0	0.0	0/0	0	0	0
11/27	at Kansas City	1	0	0	0	0	0.0	0.0	0/0	0	0	0
12/4	CINCINNATI	1	0	0	0	0	0.0	0.0	0/0	0	0	0
12/8	CLEVELAND	1	0	0	0	0	0.0	0.0	0/0	0	0	0



2011 Steelers Updated Bios



BATCH'S CAREER TOTALS

Year	Team	GP	GS	Att	Cmp	Pct	Yds	Yds/		TD	Int	Lg	Sk	Yds.	
								Att	TD					Lst	Rtg
2011	Pittsburgh	4	1	24	15	62.5	208	8.7	0	1	46	2	10	72.9	
NFL Totals		79	53	1,534	863	56.3	10,610	6.9	60	48	98t	158	878	77.8	
Steelers Totals		31	7	208	120	57.7	1,594	7.7	11	8	87t	11	52	83.7	

BATCH'S CAREER RUSHING TOTALS

Year	Team	Att	Yds	Avg	Lg	TD
2011	Pittsburgh	3	-2	-0.7	0	0
NFL Totals		172	637	3.7	24	6
Steelers Totals		47	77	1.6	24	1

Career Record as a Starter 24-29 (.452): 5-7 (.417) in 1998, 6-4 (.600) in '99, 8-7(.533) in 00, 0-9 (.000) in '01, 0-0 (.000) in '02, 0-0 (.000) in '03, 0-0 (.000) in '06, 2-0 (1.000) in '05, 1-0 (1.000) in '06, 0-1 (.000) in '07, 0-0 (.000) in '08, 0-0 (.000) in '09, 1-1 (.500) in '10 and 1-0 (1.00) in '11.

BATCH'S CAREER TOTALS POSTSEASON

Year	Team	GP	GS	Att	Cmp	Pct	Yds	Yds/		TD	Int	Lg	Sk	Yds.	
								Att	TD					Lst	Rtg
2011	Pittsburgh	0	0	0	0	0.0	0	0.0	0	0	0	0	0	0	0.0
NFL Totals		0	0	0	0	0.0	0	0.0	0	0	0	0	0	0	0.0

81 ARNAZ BATTLE

WR 6-1 208 9 NOTRE DAME

9/11 at Baltimore: Saw action on special teams and at WR...**9/18 vs. Seattle:** Saw action on special teams, recording one special teams tackle...**9/25 at Indianapolis:** Saw action on special teams...**10/2 at Houston:** Saw action on special teams...**10/9 vs. Tennessee:** Saw action on special teams in his 20th career game as a Steeler...**10/16 vs. Jacksonville:** Saw action on special teams...had one special teams tackle...**10/23 at Arizona:** Saw action on special teams in his 110th career game...**10/30 vs. New England:** Saw action on special teams...had two special teams tackles...**11/6 vs. Baltimore:** Saw action on special teams...left the game in the second quarter with a hamstring injury and did not return...**11/13 at Cincinnati:** Was inactive due to a hamstring injury...**11/27 at Kansas City:** Was inactive due to a hamstring injury...**12/4 vs. Cincinnati:** Was inactive due to a hamstring injury...**12/8 vs. Cleveland:** Was inactive due to a hamstring injury...**12/19 at San Francisco:** Dressed but did not see any action...**12/24 vs. St. Louis:** Saw action on special teams...**1/1 at Cleveland:** Was inactive...**AFC Wild Card 1/8 at Denver:** Saw action on special teams.

BATTLE'S GAME-BY-GAME STATISTICS

Date	Opponent	GP	GS	RECEIVING					RUSHING					
				Rec	Yds	Avg	Lg	TD	No	Yds	Avg	Lg	TD	
9/11	at Baltimore	1	0	0	0	0.0	0	0	0	0	0.0	0	0	
9/18	SEATTLE	1	0	0	0	0.0	0	0	0	0	0.0	0	0	
9/25	at Indianapolis	1	0	0	0	0.0	0	0	0	0	0.0	0	0	
10/2	at Houston	1	0	0	0	0.0	0	0	0	0	0.0	0	0	
10/9	TENNESSEE	1	0	0	0	0.0	0	0	0	0	0.0	0	0	
10/16	JACKSONVILLE	1	0	0	0	0.0	0	0	0	0	0.0	0	0	
10/23	at Arizona	1	0	0	0	0.0	0	0	0	0	0.0	0	0	
10/30	NEW ENGLAND	1	0	0	0	0.0	0	0	0	0	0.0	0	0	
11/6	BALTIMORE	1	0	0	0	0.0	0	0	0	0	0.0	0	0	
11/13	at Cincinnati													
11/27	at Kansas City													
12/4	CINCINNATI													
12/8	CLEVELAND													
12/19	at San Francisco													
12/24	ST. LOUIS	1	0	0	0	0.0	0	0	0	0	0.0	0	0	
1/1	at Cleveland													
SEASON TOTALS		10	0	0	0	0.0	0	0	0	0	0.0	0	0	

POSTSEASON

1/8	at Denver	1	0	0	0	0.0	0	0	0	0	0.0	0	0
POSTSEASON TOTALS		1	0	0	0	0.0	0	0	0	0	0.0	0	0

BATTLE'S CAREER TOTALS

Year	Team	GP	GS	RECEIVING					RUSHING				
				Rec	Yds	Avg	Lg	TD	No	Yds	Avg	Lg	TD
2011	Pittsburgh	10	0	0	0	0.0	0	0	0	0	0.0	0	0
NFL Totals		113	38	178	2,150	12.1	65	11	22	77	3.5	18	1
Steelers Totals		25	0	0	0	0.0	0	0	0	0	0.0	0	0



2011 Steelers Updated Bios



Career Special Teams Tackles (56): 8 in '03, 16 in '04, 13 in '09, 15 in '10 and 4 in '11.

Career Special Teams Forced Fumbles (1): 1 in 09.

Additional Statistics: Is 2-for-3 for 27 yards passing for his career.

BATTLE'S CAREER TOTALS POSTSEASON

Year	Team	RECEIVING							RUSHING				
		GP	GS	Rec	Yds	Avg	Lg	TD	No	Yds	Avg	Lg	TD
2011	Pittsburgh	1	0	0	0	0.0	0.0	0	0	0	0.0	0	0
NFL Totals		4	0	0	0	0.0	0	0	0	0	0.0	0	0
Steelers Totals		4	0	0	0	0.0	0	0	0	0	0.0	0	0

Career Postseason Special Teams Tackles (4): 4 in '10.

84 ANTONIO BROWN

WR 5-10 186 2 CENTRAL MICHIGAN

9/11 at Baltimore: Saw action at WR and on special teams for the 10th game in his career...had two receptions for 14 yards, including a long of 15 yards...had three kickoff returns for 103 yards (31, 41 and 31 yards)...added two punt returns for seven yards...**9/18 vs. Seattle:** Saw action at WR and on special teams...had four receptions for 67 yards...added his first career rush for one yard...had four punt returns for 54 yards, including a career-long 41-yarder...it was the longest punt return by the Steelers since the 2007 season...added one kickoff return for 23 yards...**9/25 at Indianapolis:** Saw action at WR and on special teams...set a career high with 75 yards receiving on four receptions...added four punt returns for 65 yards...registered the second and fifth-longest punt returns of his career (37 and 25 yards), both coming a week after recording a career-long 41-yard return vs. Seattle...**10/2 at Houston:** Saw action at WR and on special teams...led the team with five receptions for 67 yards...registered a 33-yard punt return, marking the third-longest punt return in his career (37, 41) with all three coming during the 2011 season...now has more receiving yards this season than all last season...added one rush for eight yards...**10/9 vs. Tennessee:** Saw action at WR and on special teams...had two catches for 23 yards...added 83 kickoff return yards...recorded a 52-yard kickoff return in the first quarter, which marked the second longest kickoff return of his career...added a career-long 10 yard rush...**10/16 vs. Jacksonville:** Played in his 15th career game, seeing action at WR and on special teams...had one reception for 16 yards...added four punt returns for nine yards and one kickoff return for 34 yards...**10/23 at Arizona:** Saw action at WR and on special teams...registered seven receptions for a career-high 102 yards...marked first career 100-yard receiving game...added 47 punt return yards, including the fourth longest punt return of his career (31)...had three kickoff returns for 66 yards...**10/30 vs. New England:** Saw action at WR and on special teams...had a career-high nine receptions for 67 yards and one touchdown, the first of his career...recorded his 50th career reception...added 12 punt return yards and 81 kickoff return yards...**11/6 vs. Baltimore:** Saw action at WR and on special teams...registered a game-high 109 yards on five receptions, marking his second 100+ yard receiving game in the last three weeks (7 for 102 at Arizona, 10/23)...recorded a career-long 32-yard reception...added 21 punt return yards and 25 kickoff return yards...**11/13 at Cincinnati:** Made his first career start at WR and saw action on special teams...recorded a team-high 86 yards receiving on five receptions...registered 74 yards on a drive that resulted in a field goal that gave the Steelers a 17-10 lead...has 26 receptions for 364 yards and one touchdown over the last four games...added 69 kickoff return yards and 15 punt return yards...**11/27 at Kansas City:** Saw action at WR and on special teams in his 20th career contest...had a team-high 81 yards on four receptions, including 34-yarder...all four receptions went for first downs...has totaled 445 receiving yards on 30 receptions with one touchdown in his last five games...added two rushes for five yards...**12/4 vs. Cincinnati:** Named AFC Special Teams Player of the Week for his Week 12 performance...saw action at WR...returned a punt 60 yards for a touchdown, the first of his career and the first for Pittsburgh in the regular season since Santonio Holmes returned a punt 65 yards for a score on Dec. 17, 2006...posted a career-long 45-yard reception in the first quarter...had a team-high 67 receiving yards on two receptions...**12/8 vs. Cleveland:** Started his second career game at WR...recorded his third 100-yard receiving game of the season with a career-high 151 yards...registered a career-long 79-yard touchdown reception...the 151 yards are the highest by a Steeler since WR Hines Ward totaled 159 yards vs. Cleveland on 10/18/09...marked the seventh consecutive game he led the Steelers in either receptions or receiving yards...**12/19 at San Francisco:** Finished with a team-high (tied) five receptions for 59 yards, including a 24-yarder...added three kickoff returns for 85 yards (28.3 avg.)...**12/24 vs. St. Louis:** Saw action at WR...had 77 all-purpose yards, setting the single-season franchise record for all-purpose yards with 2,048, passing Barry Foster (2,034 in 1992)...surpassed 1,000 receiving yards (1,018) for the first time in his career...joined WR Mike Wallace as the fourth Steeler duo to register more than 1,000 receiving yards each in the same season since 2000 and the first since 2009...**1/1 at Cleveland:** Saw action at WR and on special teams...had a team-high 60 receptions for a team-high 90 yards...added 73 kickoff return yards...became the first player in NFL history with at least 1,000 yards receiving (1,108) and at least 1,000 return yards (1,062) in the same season...surpassed 1,100 receiving yards for the first time in his career, joining Wallace as the third Steeler duo since 1960 to each register at least 1,100 receiving yards in the same season...**AFC Wild Card 1/8 at Denver:** Had five catches for 70 yards...added an 18-yard rush in the second half.

BROWN'S GAME-BY-GAME STATISTICS

Date	Opponent	RECEIVING							RUSHING				
		GP	GS	Rec	Yds	Avg	Lg	TD	No	Yds	Avg	Lg	TD
9/11	at Baltimore	1	0	2	14	7.0	15	0	0	0	0.0	0	0
9/18	SEATTLE	1	0	4	67	16.8	19	0	1	1	1.0	1	0
9/25	at Indianapolis	1	0	4	75	18.8	21	0	0	0	0.0	0	0
10/2	at Houston	1	0	5	67	13.4	23	0	1	8	8.0	8	0
10/9	TENNESSEE	1	0	2	23	11.5	17	0	1	10	10.0	10	0
10/16	JACKSONVILLE	1	0	1	16	16.0	16	0	0	0	0.0	0	0
10/23	at Arizona	1	0	7	102	14.6	20	0	0	0	0.0	0	0
10/30	NEW ENGLAND	1	0	9	67	7.4	19	1	0	0	0.0	0	0
11/6	BALTIMORE	1	0	5	109	21.8	32	0	0	0	0.0	0	0



2011 Steelers Updated Bios



11/13	at Cincinnati	1	1	5	86	17.2	21	0	0	0	0.0	0	0
11/27	at Kansas City	1	0	4	81	20.3	34	0	2	5	2.5	3	0
12/4	CINCINNATI	1	0	2	67	33.5	45	0	1	9	9.0	9	0
12/8	CLEVELAND	1	1	5	151	30.2	79t	1	0	0	0.0	0	0
12/19	at San Francisco	1	1	5	59	11.8	24	0	0	0	0.0	0	0
12/24	ST. LOUIS	1	0	3	34	11.3	19	0	1	8	8.0	8	0
1/1	at Cleveland	1	0	6	90	15.0	40	0	0	0	0.0	0	0
SEASON TOTALS		16	3	69	1,108	16.1	79t	2	7	41	5.9	10	0

POSTSEASON

1/8	at Denver	1	0	5	70	14.0	25	0	1	18	18.0	18	0
POSTSEASON TOTALS		1	0	5	70	14.0	25	0	1	18	18.0	18	0

PUNT RETURNS

Date	Opponent	No	FC	Yds	Avg	Lg	TD
9/11	at Baltimore	2	1	7	3.5	6	0
9/18	SEATTLE	4	0	56	14.0	41	0
9/25	at Indianapolis	4	1	65	16.3	37	0
10/2	at Houston	1	2	33	33.0	33	0
10/9	TENNESSEE	0	2	0	0.0	0	0
10/16	JACKSONVILLE	4	2	9	2.3	14	0
10/23	at Arizona	2	1	47	23.5	31	0
10/30	NEW ENGLAND	2	1	12	6.0	10	0
11/6	BALTIMORE	2	0	21	10.5	13	0
11/13	at Cincinnati	3	1	15	5.0	7	0
11/27	at Kansas City	0	1	0	0.0	0	0
12/4	CINCINNATI	3	4	65	21.7	60t	1
12/8	CLEVELAND	0	1	0	0.0	0	0
12/19	at San Francisco	2	2	-10	-5.0	0	0
12/24	ST. LOUIS	1	4	5	5.0	5	0
1/1	at Cleveland	0	3	0	0.0	0	0
SEASON TOTALS		30	26	325	10.8	60t	1

KICKOFF RETURNS

No	Yds	Avg	Lg	TD
3	103	34.3	41	0
1	23	23.0	23	0
0	0	0.0	0	0
2	44	22.0	25	0
2	83	41.5	52	0
1	34	34.0	34	0
3	66	22.0	30	0
3	81	27.0	34	0
1	25	25.0	25	0
3	69	23.0	26	0
0	0	0.0	0	0
1	21	21.0	21	0
3	85	28.3	36	0
1	30	30.0	30	0
3	73	24.3	28	0
27	737	27.3	52	0

POSTSEASON

1/8	at Denver	0	3	0	0.0	0	0	0	0	0.0	0	0
POSTSEASON TOTALS		0	3	0	0.0	0	0	0	0	0.0	0	0

BROWN'S CAREER TOTALS

Year	Team	GP	RECEIVING					RUSHING					
			GS	Rec	Yds	Avg	Lg	TD	No	Yds	Avg	Lg	TD
2011	Pittsburgh	16	3	69	1,108	16.1	79t	2	7	41	5.9	10	0
NFL Totals		25	3	85	1,275	15.0	79t	2	7	41	5.9	10	0

BROWN'S CAREER TOTALS

Year	Team	No	PUNT RETURNS				KICKOFF RETURNS					
			FC	Yds	Avg	Lg	TD	No	Yds	Avg	Lg	TD
2011	Pittsburgh	30	26	325	10.8	60t	1	27	737	27.3	52	0
NFL Totals		49	27	435	8.9	60t	1	44	1,134	25.8	89t	1

Career Special Teams Tackles (2): 2 in '10.

BROWN'S CAREER TOTALS

POSTSEASON

Year	Team	GP	RECEIVING					RUSHING					
			GS	Rec	Yds	Avg	Lg	TD	No	Yds	Avg	Lg	TD
2011	Pittsburgh	1	0	5	70	14.0	25	0	1	18	18.0	18	0
NFL Totals		4	0	10	160	16.0	58	0	1	18	18.0	18	0

PUNT RETURNS

Year	Team	No	FC	Yds	Avg	Lg	TD	KICKOFF RETURNS				
								No	Yds	Avg	Lg	TD
2011	Pittsburgh	0	3	0	0.0	0	0	0	0	0.0	0	0
NFL Totals		6	3	21	3.5	12	0	11	241	21.9	38	0



2011 Steelers Updated Bios



31 CURTIS BROWN

CB 6-0 185 R TEXAS

9/11 at Baltimore: Was inactive...**9/19 vs. Seattle:** Saw action in his first career game on special teams, recording two special teams tackles...**9/25 at Indianapolis:** Saw action on special teams...had one special teams tackle...**10/2 at Houston:** Saw action on special teams...had three special teams tackles...forced his first career fumble on special teams on the opening kickoff...**10/9 vs. Tennessee:** Saw action on special teams...**10/16 vs. Jacksonville:** Saw action on special teams...had one special teams tackle...**10/23 at Arizona:** Saw action on special teams...**10/30 vs. New England:** Saw action on special teams...**11/6 vs. Baltimore:** Saw action on special teams...had one special teams tackle...**11/13 at Cincinnati:** Saw action on special teams...had one special teams tackle...**11/27 at Kansas City:** Saw action on special teams...had one special teams tackle...**12/4 vs. Cincinnati:** Saw action on special teams...finished with three special teams tackles...**12/8 vs. Cleveland:** Had two special teams tackles...**12/19 at San Francisco:** Was inactive...**12/22:** Placed on the Reserve/Injured List with a knee injury.

BROWN'S GAME-BY-GAME STATISTICS

Date	Opponent	GP	GS	T	AT	TOT	Sacks	Yds	Int/Yds	PD	FF	FR
9/11	at Baltimore											
INACTIVE												
9/18	SEATTLE	1	0	0	0	0	0.0	0.0	0/0	0	0	0
9/25	at Indianapolis	1	0	0	0	0	0.0	0.0	0/0	0	0	0
10/2	at Houston	1	0	0	0	0	0.0	0.0	0/0	0	0	0
10/9	TENNESSEE	1	0	0	0	0	0.0	0.0	0/0	0	0	0
10/16	JACKSONVILLE	1	0	0	0	0	0.0	0.0	0/0	0	0	0
10/23	at Arizona	1	0	0	0	0	0.0	0.0	0/0	0	0	0
10/30	NEW ENGLAND	1	0	0	0	0	0.0	0.0	0/0	0	0	0
11/6	BALTIMORE	1	0	0	0	0	0.0	0.0	0/0	0	0	0
11/13	at Cincinnati	1	0	0	0	0	0.0	0.0	0/0	0	0	0
11/27	at Kansas City	1	0	0	0	0	0.0	0.0	0/0	0	0	0
12/4	CINCINNATI	1	0	0	0	0	0.0	0.0	0/0	0	0	0
12/8	CLEVELAND	1	0	0	0	0	0.0	0.0	0/0	0	0	0
INACTIVE												
12/19	at San Francisco											
RESERVE/INJURED LIST												
12/24	ST. LOUIS											
RESERVE/INJURED LIST												
1/1	at Cleveland											
SEASON TOTALS		12	0	0	0	0	0.0	0.0	0/0	0	0	0

POSTSEASON

1/8	at Denver											
RESERVE/INJURED LIST												
POSTSEASON TOTALS		0	0	0	0	0	0.0	0.0	0/0	0	0	0

Career Special Teams Tackles (15): 15 in '11.

Additional Statistics: Forced his first career fumble on special teams at Houston on 10/2/11.

54 CHRIS CARTER

LB 6-1 248 R FRESNO STATE

9/11 at Baltimore: Was inactive due to a hamstring injury...**9/18 vs. Seattle:** Was inactive...**9/25 at Indianapolis:** Saw action on special teams in his first career game...**10/2 at Houston:** Was inactive due to a hamstring injury...**10/9 vs. Tennessee:** Saw action on special teams and at LB...**10/16 vs. Jacksonville:** Saw action on special teams...**10/23 at Arizona:** Saw action at LB and on special teams...recorded his first career special teams tackle...**10/30 vs. New England:** Saw action at LB and on special teams...recorded his first career tackle and QB pressure...**11/6 vs. Baltimore:** Saw action on special teams...**11/13 at Cincinnati:** Saw action on special teams...**11/27 at Kansas City:** Saw action on special teams...left the game in the fourth quarter with a hamstring injury and did not return...**12/4 vs. Cincinnati:** Was inactive with a hamstring injury...**12/8 vs. Cleveland:** Was inactive due to a hamstring injury...**12/19 at San Francisco:** Was inactive due to a hamstring injury...**12/24 vs. St. Louis:** Was inactive due to a hamstring injury...**1/1 at Cleveland:** Was inactive due to a hamstring injury...**1/4:** Was placed on the Reserve/Injured List with a hamstring injury on January 4, 2012.

CARTER'S GAME-BY-GAME STATISTICS

Date	Opponent	GP	GS	T	AT	TOT	Sacks	Yds	Int/Yds	PD	FF	FR
9/11	at Baltimore											
INACTIVE												
9/18	SEATTLE											
INACTIVE												
9/25	at Indianapolis	1	0	0	0	0	0.0	0.0	0/0	0	0	0
10/2	at Houston											
INACTIVE												
10/9	TENNESSEE	1	0	0	0	0	0.0	0.0	0/0	0	0	0
10/16	JACKSONVILLE	1	0	0	0	0	0.0	0.0	0/0	0	0	0
10/23	at Arizona	1	0	0	0	0	0.0	0.0	0/0	0	0	0
10/30	NEW ENGLAND	1	0	1	0	1	0.0	0.0	0/0	0	0	0
11/6	BALTIMORE	1	0	0	0	0	0.0	0.0	0/0	0	0	0
11/13	at Cincinnati	1	0	0	0	0	0.0	0.0	0/0	0	0	0
11/27	at Kansas City	1	0	0	0	0	0.0	0.0	0/0	0	0	0
12/4	CINCINNATI											
INACTIVE												
12/8	CLEVELAND											
INACTIVE												
12/19	at San Francisco											
INACTIVE												



2011 Steelers Updated Bios



12/24	ST. LOUIS											
1/1	at Cleveland											
SEASON TOTALS		8	0	1	0	1	0.0	0.0	0/0	0	0	0

POSTSEASON

1/8	at Denver											
POSTSEASON TOTALS		0	0	0	0	0	0.0	0.0	0/0	0	0	0

Career Special Teams Tackles (1): 1 in '11.

25 RYAN CLARK

S 5-11 205 10 LSU

9/11 at Baltimore: Started at FS...had seven tackles...**9/18 vs. Seattle:** Started at FS...had six tackles...was part of a defense that held the Seahawks to 159 yards passing...**9/25 at Indianapolis:** Started at FS...had six tackles and one pass breakup...was part of a defense that held the Colts to 153 yards passing...**10/2 at Houston:** Started at FS...had four tackles...was part of a defense that held the Texans to 138 yards passing...**10/9 vs. Tennessee:** Started at FS...had five tackles...**10/16 vs. Jacksonville:** Started at FS and played in his 120th career game...had nine tackles and one pass breakup...was part of a defense that held the Jaguars to 109 yards passing...**10/23 at Arizona:** Started at FS...had seven tackles...recorded his first interception of the season and the 11th of his career...**10/30 vs. New England:** Started at FS for the 70th time as a Steeler...had a team-high eight tackles...was part of a defense that held the Patriots to 198 yards passing...**11/6 vs. Baltimore:** Started at FS...had eight tackles...**11/13 at Cincinnati:** Made his 100th career start at FS...had seven tackles...was part of a defense that held the Bengals to 170 yards passing...**11/27 at Kansas City:** Played in his 125th career game, starting at FS...had three tackles...was part of a defense that held the Chiefs to 167 passing yards...**12/4 vs. Cincinnati:** Started at FS...posted six tackles...**12/8 vs. Cleveland:** Started at FS...had seven tackles...was part of a defense that held the Browns to three points...**12/19 at San Francisco:** Started at FS and finished with five tackles, including two tackles for loss, and two pass breakups...**12/24 vs. St. Louis:** Started at FS in his 105th career game...had eight tackles...**1/1 at Cleveland:** Started at FS...had four tackles...recorded his first sack of the season and first since 9/9/07 at Cleveland, sacking QB Seneca Wallace for a seven-yard loss...**AFC Wild Card 1/8 at Denver:** Was inactive due to sickle-cell trait.

CLARK'S GAME-BY-GAME STATISTICS

Date	Opponent	GP	GS	T	AT	TOT	Sacks	Yds	Int/Yds	PD	FF	FR
9/11	at Baltimore	1	1	4	3	7	0.0	0.0	0/0	0	0	0
9/18	SEATTLE	1	1	4	2	6	0.0	0.0	0/0	0	0	0
9/25	at Indianapolis	1	1	3	3	6	0.0	0.0	0/0	1	0	0
10/2	at Houston	1	1	3	1	4	0.0	0.0	0/0	0	0	0
10/9	TENNESSEE	1	1	3	2	5	0.0	0.0	0/0	0	0	0
10/16	JACKSONVILLE	1	1	7	2	9	0.0	0.0	0/0	1	0	0
10/23	at Arizona	1	1	4	3	7	0.0	0.0	1/10	0	0	0
10/30	NEW ENGLAND	1	1	6	2	8	0.0	0.0	0/0	0	0	0
11/6	BALTIMORE	1	1	4	4	8	0.0	0.0	0/0	0	0	0
11/13	at Cincinnati	1	1	4	3	7	0.0	0.0	0/0	0	0	0
11/27	at Kansas City	1	1	3	0	3	0.0	0.0	0/0	0	0	0
12/4	CINCINNATI	1	1	4	2	6	0.0	0.0	0/0	0	0	0
12/8	CLEVELAND	1	1	6	1	7	0.0	0.0	0/0	0	0	0
12/19	at San Francisco	1	1	5	0	5	0.0	0.0	0/0	2	0	0
12/24	ST. LOUIS	1	1	6	2	8	0.0	0.0	0/0	0	0	0
1/1	at Cleveland	1	1	3	1	4	1.0	7.0	0/0	0	0	0
SEASON TOTALS		16	16	69	31	100	1.0	7.0	1/10	4	0	0

POSTSEASON

1/8	at Denver											
POSTSEASON TOTALS		0	0	0	0	0	0.0	0.0	0/0	0	0	0

CLARK'S CAREER TOTALS

Year	Team	GP	GS	T	AT	TOT	Sacks	Yds	Int/Yds	PD	FF	FR
2011	Pittsburgh	16	16	69	31	100	1.0	7.0	1/10	4	0	0
NFL Totals		130	106	512	161	673	3.5	30.5	11/53	37	3	4
Steelers Totals		80	78	382	121	503	2.0	19.0	8/43	29	1	4

Career Special Teams Tackles (33): 5 in '03, 10 in '04, 7 in '05, 4 in '06, 2 in '07 and 5 in '08.

CLARK'S CAREER TOTALS

POSTSEASON

Year	Team	GP	GS	T	AT	TOT	Sacks	Yds	Int	PD	FF	FR
2011	Pittsburgh	0	0	0	0	0	0.0	0.0	0/0	0	0	0
NFL Totals		8	7	33	16	49	0.0	0.0	1/17	2	2	0
Steelers Totals		6	5	22	13	35	0.0	0.0	1/17	2	2	0

Career Postseason Special Teams Tackles (1): 1 in '10.



2011 Steelers Updated Bios



38 JOHN CLAY

RB 6-1 248 R WISCONSIN

12/22: Signed to the active roster from the practice squad when CB Curtis Brown was placed on the Reserve/Injured List...**12/24 vs. St. Louis:** Saw action in his first career game...scored on a 10-yard run on his first NFL carry...**1/1 at Cleveland:** Saw action at RB...had a career-high nine carries for a career-high 31 yards...**AFC Wild Card 1/8 at Denver:** Had one rush for one yard in his first career postseason contest.

CLAY'S GAME-BY-GAME STATISTICS

Date	Opponent	GP	GS	RUSHING					RECEIVING					
				Att	Yds	Avg	Lg	TD	No	Yds	Avg	Lg	TD	
9/11	at Baltimore													
9/18	SEATTLE													
9/25	at Indianapolis													
10/2	at Houston													
10/9	TENNESSEE													
10/16	JACKSONVILLE													
10/23	at Arizona													
10/30	NEW ENGLAND													
11/6	BALTIMORE													
11/13	at Cincinnati													
11/27	at Kansas City													
12/4	CINCINNATI													
12/8	CLEVELAND													
12/19	at San Francisco													
12/24	ST. LOUIS	1	0	1	10	10.0	10t	1	0	0	0.0	0	0	0
1/1	at Cleveland	1	0	9	31	3.4	6	0	0	0	0.0	0	0	0
SEASON TOTALS		2	0	10	41	4.1	10t	1	0	0	0.0	0	0	0

POSTSEASON

1/8	at Denver	1	0	1	1	1.0	1	0	0	0	0.0	0	0	0
POSTSEASON TOTALS		1	0	1	1	1.0	1	0	0	0	0.0	0	0	0

74 WILLIE COLON

OT 6-3 315 5 HOFSTRA

9/11 at Baltimore: Started at RT after missing the entire 2010 season with an Achilles injury...helped block for a Steelers' offense to gain 312 total yards and for QB Ben Roethlisberger to throw for a game-high 280 yards...**9/13:** Placed on the Reserve/Injured List on September 13, 2011 with a torn tricep.

COLON'S CAREER TOTALS

Year	Team	GP	GS
2011	Pittsburgh	1	1
NFL Totals		51	51

COLON'S CAREER POSTSEASON TOTALS

Year	Team	GP	GS
2011	Pittsburgh	<u>RESERVE/INJURED LIST</u>	
NFL Totals		4	4

89 JERRICHO COTCHERY

WR 6-1 200 8 NORTH CAROLINA STATE

9/11 at Baltimore: Was inactive due to a hamstring injury...**9/18 vs. Seattle:** Was inactive due to a hamstring injury...**9/25 at Indianapolis:** Was inactive...**10/2 at Houston:** Played in his first game of the season and as a member of the Steelers at WR...**10/9 vs. Tennessee:** Saw action at WR...played in his 105th career game...**10/16 vs. Jacksonville:** Saw action at WR and on special teams...**10/23 at Arizona:** Saw action at WR and on special teams...**10/30 vs. New England:** Saw action at WR and on special teams...caught his first pass as a Steeler, a 10-yarder from QB Ben Roethlisberger...**11/6 vs. Baltimore:** Saw action at WR and on special teams...caught a season-high three passes for a season-high 44 yards, both of which are career highs as a member of the Steelers...added one rush for three yards...**11/13 at Cincinnati:** Saw action at WR and on special teams in his 110th career game...finished with two receptions for 29 yards and one touchdown...hauled in a 16-yard touchdown from Roethlisberger on the Steelers' opening drive, his first touchdown as a Steeler...**11/27 at Kansas City:** Saw action at WR and on special teams...**12/4 vs. Cincinnati:** Saw action at WR and on special teams...**12/8 vs. Cleveland:** Had two receptions for 33 yards and one touchdown, his second touchdown as a Steeler, and 20th of his career...**12/19 at San Francisco:** Totaled a team-high 93 yards on five receptions (18.6 avg.), the most receptions and receiving yards as a Steeler...recorded a 36-yard reception, his longest with the team...**12/24 vs. St. Louis:** Saw action at WR but did not record a catch...**1/1 at Cleveland:** Saw action at WR and on special teams...had three receptions for 28 yards...added one kickoff return for 19 yards...**AFC Wild Card 1/8 at Denver:** Had a 31-yard touchdown reception late in the fourth quarter to tie the game 23-23.



2011 Steelers Updated Bios



COTCHERY'S GAME-BY-GAME STATISTICS

Date	Opponent	RECEIVING							RUSHING				
		GP	GS	Rec	Yds	Avg	Lg	TD	No	Yds	Avg	Lg	TD
9/11	at Baltimore												
9/18	SEATTLE												
9/25	at Indianapolis												
10/2	at Houston	1	0	0	0	0.0	0	0	0	0	0.0	0	0
10/9	TENNESSEE	1	0	0	0	0.0	0	0	0	0	0.0	0	0
10/16	JACKSONVILLE	1	0	0	0	0.0	0	0	0	0	0.0	0	0
10/23	at Arizona	1	0	0	0	0.0	0	0	0	0	0.0	0	0
10/30	NEW ENGLAND	1	0	1	10	10.0	10	0	0	0	0.0	0	0
11/6	BALTIMORE	1	0	3	44	14.7	17	0	1	3	3.0	3	0
11/13	at Cincinnati	1	0	2	29	14.5	16t	1	0	0	0.0	0	0
11/27	at Kansas City	1	0	0	0	0.0	0	0	0	0	0.0	0	0
12/4	CINCINNATI	1	0	0	0	0.0	0	0	0	0	0.0	0	0
12/8	CLEVELAND	1	0	2	33	16.5	22	1	0	0	0.0	0	0
12/19	at San Francisco	1	0	5	93	18.6	36	0	0	0	0.0	0	0
12/24	ST. LOUIS	1	0	0	0	0.0	0	0	0	0	0.0	0	0
1/1	at Cleveland	1	0	3	28	9.3	11	0	0	0	0.0	0	0
SEASON TOTALS		13	0	16	237	14.8	36	2	1	3	3.0	3	0

POSTSEASON

1/8	at Denver	1	0	1	31	31.0	31t	1	0	0	0.0	0	0
POSTSEASON TOTALS		1	0	1	31	31.0	31t	1	0	0	0.0	0	0

COTCHERY'S CAREER TOTALS

Year	Team	RECEIVING							RUSHING				
		GP	GS	Rec	Yds	Avg	Lg	TD	No	Yds	Avg	Lg	TD
2011	Pittsburgh	13	0	16	237	14.8	36	2	1	3	3.0	3	0
NFL Totals		116	65	374	4,751	12.7	71t	20	20	82	4.1	16	1
Steelers Totals		13	0	16	237	14.8	36	2	1	3	3.0	3	0

COTCHERY'S CAREER TOTALS

Year	Team	PUNT RETURNS					KICKOFF RETURNS					
		No	FC	Yds	Avg	Lg	TD	No	Yds	Avg	Lg	TD
2011	Pittsburgh	0	0	0	0.0	0	0	1	19	19.0	19	0
NFL Totals		54	23	484	9.0	31	0	24	613	25.5	94t	1

Career Special Teams Tackles (29): 19 in '04 and 10 in '05.

COTCHERY'S CAREER TOTALS

POSTSEASON

Year	Team	RECEIVING							RUSHING				
		GP	GS	Rec	Yds	Avg	Lg	TD	No	Yds	Avg	Lg	TD
2011	Pittsburgh	1	0	1	31	31.0	31t	1	0	0	0.0	0	0
NFL Totals		10	5	31	471	15.2	77t	3	5	16	3.2	14	0
Steelers Totals		1	0	1	31	31.0	31t	1	0	0	0.0	0	0

PUNT RETURNS

Year	Team	PUNT RETURNS					KICKOFF RETURNS					
		No	FC	Yds	Avg	Lg	TD	No	Yds	Avg	Lg	TD
2011	N.Y. Jets	0	0	0	0.0	0	0	0	0	0.0	0	0
NFL Totals		8	9	92	11.5	25	0	10	202	20.2	30	0
Steelers Totals		0	0	0	0.0	0	0	0	0	0.0	0	0

42 DAMON CROMARTIE-SMITH

S 6-2 210 1 UTEP

12/8: Signed to the Steelers' active roster...12/8 vs. Cleveland: Had one special teams tackle in his first career game...12/19 at San Francisco: Had one special teams tackle...12/24 vs. St. Louis: Had one special teams tackle...1/1 at Cleveland: Saw action on special teams...AFC Wild Card 1/8 at Denver: Saw action on special teams.

CROMARTIE-SMITH'S GAME-BY-GAME STATISTICS

Date	Opponent	GP	GS	T	AT	TOT	Sacks	Yds	Int/Yds	PD	FF	FR
9/11	at Baltimore											
9/18	SEATTLE											
9/25	at Indianapolis											
10/2	at Houston											
10/9	TENNESSEE											

PRACTICE SQUAD

PRACTICE SQUAD

PRACTICE SQUAD

PRACTICE SQUAD

NOT WITH TEAM



2011 Steelers Updated Bios



DIXON'S CAREER TOTALS

Year	Team	GP	GS	Att	Cmp	Pct	Yds	Yds/		Int	Lg	Sk	Lst	Rtg
								Att	TD					
2011	Pittsburgh	0	0	0	0	0.0	0	0.0	0	0	0	0	0	0.0
NFL Totals		4	3	59	35	59.3	402	6.8	1	2	52	5	41	71.4

DIXON'S CAREER RUSHING TOTALS

Year	Team	Att	Yds	Avg	Lg	TD
NFL Totals		10	56	5.6	24t	1

DIXON'S CAREER TOTALS

POSTSEASON

Year	Team	GP	GS	Att	Cmp	Pct	Yds	Yds/		Int	Lg	Sk	Lst	Rtg
								Att	TD					
2011	Pittsburgh	0	0	0	0	0.0	0	0.0	0	0	0	0	0	0.0
NFL Totals		0	0	0	0	0.0	0	0.0	0	0	0	0	0	0.0

27 JONATHAN DWYER

RB 5-11 229 2 GEORGIA TECH

9/11 at Baltimore: Was inactive...**9/18 vs. Seattle:** Was inactive...**9/25 at Indianapolis:** Was inactive...**10/2 at Houston:** Was inactive...**10/9 vs. Tennessee:** Saw action at RB...had 11 carries for a career-high 107 yards...marked the first 100-yard rushing game by a Steelers RB in the regular season since 11/28/10 at Buffalo (Rashard Mendenhall 151)...registered a career-long 76-yard run, which tied for the seventh longest run from scrimmage in team history and the longest since 11/12/06 vs. New Orleans (Willie Parker 76)...caught his first career pass for six yards...added two special teams tackles...**10/16 vs. Jacksonville:** Saw action at RB and on special teams...had eight yards on two carries...**10/23 at Arizona:** Was inactive...**10/30 vs. New England:** Saw action on special teams...**11/6 vs. Baltimore:** Saw action on special teams...**11/13 at Cincinnati:** Saw action on special teams...**11/27 at Kansas City:** Saw action on special teams...**12/4 vs. Cincinnati:** Saw action on special teams and at RB...had three carries for eight yards...**12/8:** Placed on the Reserve/Injured List with a foot injury.

DWYER'S GAME-BY-GAME STATISTICS

Date	Opponent	GP	GS	RUSHING					RECEIVING					
				Att	Yds	Avg	Lg	TD	No	Yds	Avg	Lg	TD	
9/11	at Baltimore													
9/18	SEATTLE													
9/25	at Indianapolis													
10/2	at Houston													
10/9	TENNESSEE	1	0	11	107	9.7	76	0	1	6	6.0	6	0	
10/16	JACKSONVILLE	1	0	2	8	4.0	7	0	0	0	0.0	0	0	
10/23	at Arizona													
10/30	NEW ENGLAND	1	0	0	0	0.0	0	0	0	0	0.0	0	0	
11/6	BALTIMORE	1	0	0	0	0.0	0	0	0	0	0.0	0	0	
11/13	at Cincinnati	1	0	0	0	0.0	0	0	0	0	0.0	0	0	
11/27	at Kansas City	1	0	0	0	0.0	0	0	0	0	0.0	0	0	
12/4	CINCINNATI	1	0	3	8	2.7	8	0	0	0	0.0	0	0	
12/8	CLEVELAND													
12/19	at San Francisco													
12/24	ST. LOUIS													
1/1	at Cleveland													
SEASON TOTALS		7	0	16	123	7.7	76	0	1	6	6.0	6	0	

POSTSEASON

1/8	at Denver													
POSTSEASON TOTALS		0	0	0	0	0.0	0	0	0	0	0.0	0	0	

DWYER'S CAREER TOTALS

Year	Team	GP	GS	RUSHING					RECEIVING				
				Att	Yds	Avg	Lg	TD	No	Yds	Avg	Lg	TD
2011	Pittsburgh	7	0	16	123	7.7	76	0	1	6	6.0	6	0
NFL Totals		8	0	25	151	6.0	76	0	1	6	6.0	6	0

Career Special Teams Tackles (2): 2 in '11.



2011 Steelers Updated Bios



DWYER'S CAREER TOTALS POSTSEASON

Year	Team	RUSHING							RECEIVING					
		GP	GS	Att	Yds	Avg	Lg	TD	Tar	No	Yds	Avg	Lg	TD
2011	Pittsburgh	RESERVE/INJURED LIST												
NFL Totals		0	0	0	0	0.0	0	0	0	0	0.0	0	0	0

79 TRAI ESSEX

OG 6-5 324 7 NORTHWESTERN

9/11 at Baltimore: Saw action on special teams...**9/18 vs. Seattle:** Saw action on the offensive line and on special teams...helped block for the Steelers' offense to gain 421 total yards and for QB Ben Roethlisberger to throw for 298 yards and one touchdown...**9/25 at Indianapolis:** Saw action on the offensive line, filling in for injured RG Doug Legursky...helped block for the Steelers' offense to gain 408 total yards and for Roethlisberger to throw for 364 yards and one touchdown...**10/2 at Houston:** Made his first start of the season at LT in place of injured LT Jonathan Scott...helped block for a Steelers' rushing attack to gain 118 yards on the ground and for Roethlisberger to throw for 206 yards...**10/9 vs. Tennessee:** Saw action on the offensive line and on special teams...helped block for Steelers' rushers to gain 174 yards and for Roethlisberger to throw for 228 yards and five touchdowns...**10/16 vs. Jacksonville:** Saw action on the offensive line and on special teams in his 65th career game...took significant snaps at LG in place of injured LG Doug Legursky...helped block for Steelers' rushers to gain 185 yards, including RB Rashard Mendenhall's 146 yards and one touchdown, and for Roethlisberger to throw for 200 yards and one touchdown...**10/23 at Arizona:** Saw action on the offensive line and on special teams...helped block for the Steelers' offense to gain 445 total yards and for Roethlisberger to throw for 361 yards and three touchdowns...**10/30 vs. New England:** Saw action on the offensive line...helped block for the Steelers' offense to gain 427 total yards and for Roethlisberger to throw for a season-high 365 yards and two touchdowns...**11/6 vs. Baltimore:** Saw action on the offensive line...helped block for the Steelers' offense to gain 392 total yards and for Roethlisberger to throw for 330 yards and one touchdown...**11/13 at Cincinnati:** Saw action on the offensive line...helped block for the Steelers' offense to gain 328 total yards and for Roethlisberger to throw for 245 yards and one touchdown...**11/27 at Kansas City:** Saw action on the offensive line and on special teams...**12/4 vs. Cincinnati:** Saw action on the offensive line and on special teams...played a majority of the second half in place of the injured Ramon Foster...helped the Steelers rush for 136 yards...**12/8 vs. Cleveland:** Saw action on the offensive line and on special teams...**12/19 at San Francisco:** Made his second start of the season and first at LG...marked his 27th career start...**12/24 vs. St. Louis:** Started at LG...also saw time at C, filling in for injured C Doug Legursky...helped block for the Steelers offense to gain 377 total yards...**1/1 at Cleveland:** Saw action at LG and on special teams...**AFC Wild Card 1/8 at Denver:** Saw action on the offensive line and on special teams.

ESSEX'S CAREER TOTALS

Year	Team	GP	GS
2011	Pittsburgh	16	3
NFL Totals		76	28

ESSEX'S CAREER POSTSEASON TOTALS

Year	Team	GP	GS
2011	Pittsburgh	1	0
NFL Totals		6	1

51 JAMES FARRIOR

LB 6-2 243 15 VIRGINIA

9/11 at Baltimore: Made his 140th start at LILB as a Steeler...had four tackles...**9/18 vs. Seattle:** Started his 88th consecutive game at LILB, which is the longest current starting streak on the team and fourth longest streak for active linebackers...had five tackles...added one sack for a seven-yard loss...was part of a defense that held the Seahawks to 164 total yards and had five sacks...**9/25 at Indianapolis:** Started at LILB...had four tackles...was part of a defense that held the Colts to 241 total yards...**10/2 at Houston:** Made his 90th consecutive start at LILB...had eight tackles...recorded his 1,500th career tackle...**10/9 vs. Tennessee:** Started at LILB...had a game-high 13 tackles...was part of a defense that held the Titans to 66 yards rushing...**10/16 vs. Jacksonville:** Started at LILB...had a team-high 12 tackles...recorded his second sack of the season, a six-yarder...was part of a defense that held the Jaguars to 209 total yards...**10/23 at Arizona:** Started at LILB...had four tackles and one pass breakup...was part of a defense that held the Cardinals to 73 yards rushing...**10/30 vs. New England:** Was inactive due to a calf injury, snapping his streak of 93 consecutive starts at LILB...**11/6 vs. Baltimore:** Was inactive due to a calf injury...**11/13 at Cincinnati:** Started at LILB after missing the past two games with a calf injury...had six tackles and one QB pressure...**11/27 at Kansas City:** Played in his 225th career game, starting at LILB...had 11 tackles and one QB pressure...**12/4 vs. Cincinnati:** Started at LILB for the 150th time in his career with the Steelers...finished with eight tackles, three QB pressures and one pass breakup...**12/8 vs. Cleveland:** Started at LILB...had two tackles, one QB pressure and one pass breakup...was part of a defense that held the Browns to three points...**12/19 at San Francisco:** Started at LILB and posted four tackles...**12/24 vs. St. Louis:** Started at LILB and posted five tackles...**1/1 at Cleveland:** Started at LILB...had four tackles...**AFC Wild Card 1/8 at Denver:** Started at LILB...had six tackles.

FARRIOR'S GAME-BY-GAME STATISTICS

Date	Opponent	GP	GS	T	AT	TOT	Sacks	Yds	Int/Yds	PD	FF	FR
9/11	at Baltimore	1	1	3	1	4	0.0	0.0	0/0	0	0	0
9/18	SEATTLE	1	1	3	2	5	1.0	7.0	0/0	0	0	0
9/25	at Indianapolis	1	1	3	1	4	0.0	0.0	0/0	0	0	0
10/2	at Houston	1	1	7	1	8	0.0	0.0	0/0	0	0	0
10/9	TENNESSEE	1	1	12	1	13	0.0	0.0	0/0	0	0	0



2011 Steelers Updated Bios



10/16	JACKSONVILLE	1	1	7	5	12	1.0	6.0	0/0	0	0	0
10/23	at Arizona	1	1	3	1	4	0.0	0.0	0/0	1	0	0
10/30	NEW ENGLAND											
11/6	BALTIMORE											
11/13	at Cincinnati	1	1	5	1	6	0.0	0.0	0/0	0	0	0
11/27	at Kansas City	1	1	9	2	11	0.0	0.0	0/0	0	0	0
12/4	CINCINNATI	1	1	5	3	8	0.0	0.0	0/0	1	0	0
12/8	CLEVELAND	1	1	0	2	2	0.0	0.0	0/0	1	0	0
12/19	at San Francisco	1	1	4	0	4	0.0	0.0	0/0	0	0	0
12/24	ST. LOUIS	1	1	3	2	5	0.0	0.0	0/0	0	0	0
1/1	at Cleveland	1	1	4	0	4	0.0	0.0	0/0	0	0	0
SEASON TOTALS		14	14	68	22	90	2.0	13.0	0/0	3	0	0

POSTSEASON

1/8	at Denver	1	1	1	5	6	0.0	0.0	0/0	0	0	0
POSTSEASON TOTALS		1	1	1	5	6	0.0	0.0	0/0	0	0	0

FARRIOR'S CAREER TOTALS

Year	Team	GP	GS	T	AT	TOT	Sacks	Yds	Int/Yds	PD	FF	FR
2011	Pittsburgh	14	14	68	22	90	2.0	13.0	0/0	3	0	0
NFL Totals		230	196	1,129	441	1,570	35.5	250.0	11/225	71	18	11
Steelers Totals		154	154	867	337	1,204	30.0	202.5	8/141	53	12	10

Career Special Teams Tackles (31): 6 in '97, 1 in '98, 7 in '99, 2 in '00, 5 in '01, 4 in '02 and 5 in '03.

Additional Statistics: Forced one fumble on special teams in '97 and had one fumble recovery on special teams in '00.

FARRIOR'S CAREER TOTALS

POSTSEASON

Year	Team	GP	GS	T	AT	TOT	Sacks	Yds	Int/Yds	PD	FF	FR
2011	Pittsburgh	1	1	1	5	6	0.0	0.0	0/0	0	0	0
NFL Totals		19	16	78	39	117	5.0	36.0	2/24	9	0	0
Steelers Totals		16	15	72	32	104	4.0	33.0	2/24	9	0	0

50 LARRY FOOTE

LB 6-1 239 10 MICHIGAN

9/11 at Baltimore: Saw action on special teams and at LB...had one tackle and one QB pressure...**9/18 vs. Seattle:** Saw action at LB and on special teams...had five tackles...recorded a nine-yard sack...was part of a defense that held the Seahawks to 164 total yards and had five sacks...**9/25 at Indianapolis:** Saw action at LB...had four tackles...was part of a defense that held the Colts to 241 total yards...**10/2 at Houston:** Saw action at LB and on special teams for the 20th consecutive game and 130th game as a Steeler...had three tackles...had one special teams tackle...**10/9 vs. Tennessee:** Made his first start of the season at RILB...was part of a defense that held the Titans to 66 yards rushing...added one QB pressure and one special teams tackle...**10/16 vs. Jacksonville:** Made his 100th career start and second consecutive start at RILB...had five tackles and one QB pressure...was part of a defense that held the Jaguars to 209 total yards...**10/23 at Arizona:** Made third consecutive start at RILB...had five tackles...was part of a defense that held the Cardinals to 73 yards rushing...**10/30 vs. New England:** Made his fourth consecutive start at RILB...had seven tackles...was part of a defense that held the Patriots to 43 yards rushing and 213 total yards...**11/6 vs. Baltimore:** Started at LILB...had nine tackles and one pass breakup...**11/13 at Cincinnati:** Saw action on special teams and at LB in his 150th career game...had one tackle...**11/27 at Kansas City:** Saw action at LB and on special teams...had two tackles...**12/4 vs. Cincinnati:** Was inactive with a hamstring injury...**12/8 vs. Cleveland:** Saw action at LB...had one tackle...recorded a half-sack for minus-2.5 yards...was part of a defense that held the Browns to three points...**12/19 at San Francisco:** Saw action at LB...**12/24 vs. St. Louis:** Saw action at LB and on special teams...had five tackles and one QB pressure...**1/1 at Cleveland:** Saw action at LB and on special teams...**AFC Wild Card 1/8 at Denver:** Had one special teams tackle.

FOOTE'S GAME-BY-GAME STATISTICS

Date	Opponent	GP	GS	T	AT	TOT	Sacks	Yds	Int/Yds	PD	FF	FR
9/11	at Baltimore	1	0	1	0	1	0.0	0.0	0/0	0	0	0
9/18	SEATTLE	1	0	4	1	5	1.0	9.0	0/0	0	0	0
9/25	at Indianapolis	1	0	3	1	4	0.0	0.0	0/0	0	0	0
10/2	at Houston	1	0	2	1	3	0.0	0.0	0/0	0	0	0
10/9	TENNESSEE	1	1	0	0	0	0.0	0.0	0/0	0	0	0
10/16	JACKSONVILLE	1	1	3	2	5	0.0	0.0	0/0	0	0	0
10/23	at Arizona	1	1	3	2	5	0.0	0.0	0/0	0	0	0
10/30	NEW ENGLAND	1	1	7	0	7	0.0	0.0	0/0	0	0	0
11/6	BALTIMORE	1	1	9	0	9	0.0	0.0	0/0	1	0	0
11/13	at Cincinnati	1	0	1	0	1	0.0	0.0	0/0	0	0	0
11/27	at Kansas City	1	0	1	1	2	0.0	0.0	0/0	0	0	0
12/4	CINCINNATI											
12/8	CLEVELAND	1	0	0	1	1	0.5	2.5	0/0	0	0	0
12/19	at San Francisco	1	0	1	0	1	0.0	0.0	0/0	0	0	0



2011 Steelers Updated Bios



12/24	ST. LOUIS	1	0	1	4	5	0.0	0.0	0/0	0	0	0
1/1	at Cleveland	1	0	0	0	0	0.0	0.0	0/0	0	0	0
SEASON TOTALS		15	5	36	13	49	1.5	11.5	0/0	1	0	0

POSTSEASON

1/8	at Denver	1	0	0	0	0	0.0	0.0	0/0	0	0	0
POSTSEASON TOTALS		1	0	0	0	0	0.0	0.0	0/0	0	0	0

FOOTE'S CAREER TOTALS

Year	Team	GP	GS	T	AT	TOT	Sacks	Yds	Int/Yds	PD	FF	FR
2011	Pittsburgh	15	5	36	13	49	1.5	11.5	0/0	1	0	0
NFL Totals		155	103	414	192	606	19.0	129.5	3/26	21	8	3
Steelers Totals		141	89	344	162	506	17.0	118.5	3/26	17	7	2

Special Teams Tackles (25): 3 in '02, 12 in '03, 3 in '04, 2 in '05, 2 in '06, 1 in '07, 1 in '10 and 1 in '11.

Career Special Teams Fumble Recoveries (3): 1 in '03, 1 in '04 and 1 in '05.

FOOTE'S CAREER TOTALS

POSTSEASON

Year	Team	GP	GS	T	AT	TOT	Sacks	Yds	Int/Yds	PD	FF	FR
2011	Pittsburgh	1	0	0	0	0	0.0	0.0	0/0	0	0	0
NFL Totals		16	10	42	19	61	0.5	4.5	2/14	1	0	0

Career Postseason Special Teams Tackles (1): 1 in '11.

73 RAMON FOSTER

OG 6-6 325 3 TENNESSEE

9/11 at Baltimore: Was inactive...**9/18 vs. Seattle:** Started at LG in place of injured LG Chris Kemoeatu...helped block for the Steelers' offense to gain 421 total yards and for QB Ben Roethlisberger to throw for 298 yards and one touchdown...**9/25 at Indianapolis:** Saw action on the offensive line...helped block for the Steelers' offense to gain 408 total yards and for Roethlisberger to throw for 364 yards and one touchdown...**10/2 at Houston:** Made his second start of the season, this time at RG in place of injured RG Doug Legursky...helped block for a Steelers' rushing attack to gain 118 yards on the ground and for Roethlisberger to throw for 206 yards...**10/9 vs. Tennessee:** Played in his 30th career game and made his 15th career start at RG...helped block for Steelers' rushers to gain 174 yards and for Roethlisberger to throw for 228 yards and five touchdowns...**10/16 vs. Jacksonville:** Started his third consecutive game at RG...helped block for Steelers' rushers to gain 185 yards, including RB Rashard Mendenhall's 146 yards and one touchdown, and for Roethlisberger to throw for 200 yards and one touchdown...**10/23 at Arizona:** Made fifth start of the season at RG...helped block for the Steelers' offense to gain 445 total yards and for Roethlisberger to throw for 361 yards and three touchdowns...**10/30 vs. New England:** Started at RG... helped block for the Steelers' offense to gain 427 total yards and for Roethlisberger to throw for a season-high 365 yards and two touchdowns...**11/6 vs. Baltimore:** Started at RG...helped block for the Steelers' offense to gain 392 total yards and for Roethlisberger to throw for 330 yards and one touchdown...**11/13 at Cincinnati:** Played in his 35th career game, making his 20th career start at RG...helped block for the Steelers' offense to gain 328 total yards and for Roethlisberger to throw for 245 yards and one touchdown...**11/27 at Kansas City:** Started at RG...helped block for Steelers' rushers to gain 108 yards on the ground...**12/4 vs. Cincinnati:** Started at RG...left the game in the third quarter with an ankle injury and did not return...**12/8 vs. Cleveland:** Started at RG...helped block for the Steelers' offense to gain 416 total yards...**12/19 at San Francisco:** Started at RG...**12/24 vs. St. Louis:** Started at RG...helped block for the Steelers offense to gain 377 total yards...**1/1 at Cleveland:** Started at RG...helped block for the Steelers' offense to gain 360 total yards...**AFC Wild Card 1/8 at Denver:** Made his fourth consecutive postseason start at RG.

FOSTER'S CAREER TOTALS

Year	Team	GP	GS
2011	Pittsburgh	15	14
NFL Totals		41	26

FOSTER'S CAREER POSTSEASON TOTALS

Year	Team	GP	GS
2011	Pittsburgh	1	1
NFL Totals		4	4

22 WILLIAM GAY

CB 5-10 190 5 LOUISVILLE

9/11 at Baltimore: Saw action at CB and on special teams...played in his 65th consecutive game, which is third-best on the team and is tied for third-best in the NFL...had one tackle...added one special teams tackle...**9/18 vs. Seattle:** Started at LCB in place of injured CB Bryant McFadden...had four tackles and two pass breakups...was part of a defense that held the Seahawks to 159 yards passing...**9/25 at Indianapolis:** Made his second start of the season at CB in place of the injured McFadden...had five tackles...was part of a defense that held the Colts to 153 yards passing...**10/2 at Houston:** Started at CB in place of the injured McFadden...had three tackles...was part of a defense that held the Texans to 138 yards passing...**10/9 vs. Tennessee:** Started at LCB...had two tackles...**10/16 vs. Jacksonville:** Made his fifth consecutive start at LCB and played in 70th career game...had five tackles...was part of a defense that held the Jaguars to 109 yards passing...**10/23 at Arizona:** Started at LCB...had three tackles and one pass



2011 Steelers Updated Bios



breakup...**10/30 vs. New England:** Started at LCB...had four tackles and one pass breakup...was part of a defense that held the Patriots to 198 yards passing...**11/6 vs. Baltimore:** Made his 30th career start at CB...had five tackles and one pass breakup...recorded his first fumble recovery of the season and second of his career when LB James Harrison sacked and stripped QB Joe Flacco...**11/13 at Cincinnati:** Started at LCB...had three tackles...recorded the second interception of his career, picking off QB Andy Dalton with 2:27 left in the fourth quarter...added a team-high three pass breakups...was part of a defense that held the Bengals to 170 yards passing...**11/27 at Kansas City:** Played in his 75th career game, starting at LCB...had two tackles...was part of a defense that held the Chiefs to 167 passing yards...**12/4 vs. Cincinnati:** Started at LCB...helped limit the Bengals to 152 yards passing...**12/8 vs. Cleveland:** Started at LCB...had six tackles...recorded his second interception of the season and third of his career...was part of a defense that held the Browns to three points...**12/19 at San Francisco:** Started at LCB and posted three tackles...**12/24 vs. St. Louis:** Started at LCB...had six tackles and one pass breakup...**1/1 at Cleveland:** Started at LCB...had four tackles and two pass breakups...**AFC Wild Card 1/8 at Denver:** Started at LCB...had five tackles.

GAY'S GAME-BY-GAME STATISTICS

Date	Opponent	GP	GS	T	AT	TOT	Sacks	Yds	Int/Yds	PD	FF	FR
9/11	at Baltimore	1	0	1	0	1	0.0	0.0	0/0	0	0	0
9/18	SEATTLE	1	1	3	1	4	0.0	0.0	0/0	2	0	0
9/25	at Indianapolis	1	1	5	0	5	0.0	0.0	0/0	0	0	0
10/2	at Houston	1	1	2	1	3	0.0	0.0	0/0	0	0	0
10/9	TENNESSEE	1	1	2	0	2	0.0	0.0	0/0	0	0	0
10/16	JACKSONVILLE	1	1	3	2	5	0.0	0.0	0/0	0	0	0
10/23	at Arizona	1	1	3	0	3	0.0	0.0	0/0	1	0	0
10/30	NEW ENGLAND	1	1	3	1	4	0.0	0.0	0/0	1	0	0
11/6	BALTIMORE	1	1	4	1	5	0.0	0.0	0/0	1	0	1
11/13	at Cincinnati	1	1	3	0	3	0.0	0.0	1/12	3	0	0
11/27	at Kansas City	1	1	2	0	2	0.0	0.0	0/0	0	0	0
12/4	CINCINNATI	1	1	0	0	0	0.0	0.0	0/0	0	0	0
12/8	CLEVELAND	1	1	6	0	6	0.0	0.0	1/0	0	0	0
12/19	at San Francisco	1	1	2	1	3	0.0	0.0	0/0	2	0	0
12/24	ST. LOUIS	1	1	2	4	6	0.0	0.0	0/0	1	0	0
1/1	at Cleveland	1	1	4	0	4	0.0	0.0	0/0	2	0	0
SEASON TOTALS		16	15	45	11	56	0.0	0.0	2/12	13	0	1

POSTSEASON

1/8	at Denver	1	1	3	2	5	0.0	0.0	0/0	0	0	0
POSTSEASON TOTALS		1	1	3	2	5	0.0	0.0	0/0	0	0	0

GAY'S CAREER TOTALS

Year	Team	GP	GS	T	AT	TOT	Sacks	Yds	Int/Yds	PD	FF	FR
2011	Pittsburgh	16	15	45	11	56	0.0	0.0	2/12	13	0	1
NFL Totals		80	37	201	34	235	3.0	20.0	3/24	55	2	2

Career Special Teams Tackles (39): 11 in '07, 9 in '08, 5 in '09, 13 in '10 and 1 in '11.

GAY'S CAREER TOTALS

POSTSEASON

Year	Team	GP	GS	T	AT	TOT	Sacks	Yds	Int/Yds	PD	FF	FR
2011	Pittsburgh	1	1	3	2	5	0.0	0.0	0/0	0	0	0
NFL Totals		8	3	10	3	13	0.0	0.0	0/0	3	0	1

Postseason Special Teams Tackles (1): 0 in 2007, 1 in '08 and 0 in '10.

Additional Statistics: Recovered a fumble on special teams versus San Diego in the AFC Divisional Game on 1/11/09...recovered a fumble and returned it for a touchdown versus N.Y. Jets in the AFC Championship Game on 1/23/11.

77 MARCUS GILBERT

OT 6-6 330 R FLORIDA

9/11 at Baltimore: Dressed but did not see any action...**9/18 vs. Seattle:** Started his first career game at RT...became the Steelers' first rookie to start at tackle since RT Willie Colon in 2006...helped block for the Steelers' offense to gain 421 total yards and for QB Ben Roethlisberger to throw for 298 yards and one touchdown...**9/25 at Indianapolis:** Started at RT for the second consecutive game in his career...helped block for the Steelers' offense to gain 408 total yards and for Roethlisberger to throw for 364 yards and one touchdown...**10/2 at Houston:** Started at RT for the third consecutive game...helped block for a Steelers' rushing attack to gain 118 yards on the ground and for Roethlisberger to throw for 206 yards...**10/9 vs. Tennessee:** Started at RT...helped block for Steelers' rushers to gain 174 yards and for Roethlisberger to throw for 228 yards and five touchdowns...left the game in the second quarter with a shoulder injury and did not return...**10/16 vs. Jacksonville:** Was inactive due to a shoulder injury...**10/23 at Arizona:** Started at RT after missing last week's game due to a shoulder injury...helped block for the Steelers' offense to gain 445 total yards and for Roethlisberger to throw for 361 yards and three touchdowns...**10/30 vs. New England:** Started at RT...helped block for the Steelers' offense to gain 427 total yards and for Roethlisberger to throw for a season-high 365 yards and two touchdowns...**11/6 vs. Baltimore:** Started at RT...helped block for the Steelers' offense to gain 392 total yards and for Roethlisberger to throw for 330 yards and one touchdown...**11/13 at Cincinnati:** Started at RT...helped block for the Steelers' offense to gain 328 total yards and for Roethlisberger to throw for 245 yards and one touchdown...**11/27 at Kansas City:** Started at



2011 Steelers Updated Bios



RT...helped block for Steelers' rushers to gain 108 yards on the ground...**12/4 vs. Cincinnati**: Started at RT...helped the Steelers gain 136 yards rushing on 33 attempts (4.1 avg.)...**12/8 vs. Cleveland**: Started at RT...helped block for the Steelers' offense to gain 416 total yards...**12/19 at San Francisco**: Started at RT...**12/24 vs. St. Louis**: Saw action on special teams...**1/1 at Cleveland**: Started at RT...helped block for the Steelers' offense to gain 360 total yards...**AFC Wild Card 1/8 at Denver**: Made his first postseason start at RT.

GILBERT'S CAREER TOTALS

Year	Team	GP	GS
2011	Pittsburgh	14	13
NFL Totals		14	13

GILBERT'S CAREER POSTSEASON TOTALS

Year	Team	GP	GS
2011	Pittsburgh	1	1
NFL Totals		1	1

98 CASEY HAMPTON

NT 6-1 325 11 TEXAS

9/11 at Baltimore: Made his 135th career start at NT...had five tackles...**9/18 vs. Seattle**: Started at NT...had one tackle and one QB pressure...was part of a defense that held the Seahawks to 164 total yards and had five sacks...**9/25 at Indianapolis**: Saw action at NT...had two tackles...was part of a defense that held the Colts to 241 total yards...**10/2 at Houston**: Started at NT...had two tackles and one QB pressure...**10/9 vs. Tennessee**: Was inactive due to a shoulder injury...**10/16 vs. Jacksonville**: Was inactive due to a shoulder injury...**10/23 at Arizona**: Was inactive due to a shoulder injury...**10/30 vs. New England**: Started at NT after missing the past three games due to a shoulder injury...had one tackle...was part of a defense that held the Patriots to 43 yards rushing and 213 total yards...**11/6 vs. Baltimore**: Played in his 150th career game, starting at NT...had two tackles...**11/13 at Cincinnati**: Made his 140th career start at NT...had four tackles...**11/27 at Kansas City**: Started at NT...**12/4 vs. Cincinnati**: Started at NT...**12/8 vs. Cleveland**: Started at NT...had five tackles and one QB pressure...was part of a defense that held the Browns to three points...**12/19 at San Francisco**: Started at NT and posted one tackle...**12/24 vs. St. Louis**: Started at NT...had three tackles...**1/1 at Cleveland**: Started at NT...had three tackles...**AFC Wild Card 1/8 at Denver**: Started at NT...left the game early in the first quarter with a knee injury and did not return.

HAMPTON'S GAME-BY-GAME STATISTICS

Date	Opponent	GP	GS	T	AT	TOT	Sacks	Yds	Int/Yds	PD	FF	FR
9/11	at Baltimore	1	1	5	0	5	0.0	0.0	0/0	0	0	0
9/18	SEATTLE	1	1	0	1	1	0.0	0.0	0/0	0	0	0
9/25	at Indianapolis	1	0	2	0	2	0.0	0.0	0/0	0	0	0
10/2	at Houston	1	1	2	0	2	0.0	0.0	0/0	0	0	0
10/9	TENNESSEE						INACTIVE					
10/16	JACKSONVILLE						INACTIVE					
10/23	at Arizona						INACTIVE					
10/30	NEW ENGLAND	1	1	1	0	1	0.0	0.0	0/0	0	0	0
11/6	BALTIMORE	1	1	2	0	2	0.0	0.0	0/0	0	0	0
11/13	at Cincinnati	1	1	3	1	4	0.0	0.0	0/0	0	0	0
11/27	at Kansas City	1	1	1	0	1	0.0	0.0	0/0	0	0	0
12/4	CINCINNATI	1	1	2	0	2	0.0	0.0	0/0	0	0	0
12/8	CLEVELAND	1	1	5	0	5	0.0	0.0	0/0	0	0	0
12/19	at San Francisco	1	1	1	0	1	0.0	0.0	0/0	0	0	0
12/24	ST. LOUIS	1	1	2	1	3	0.0	0.0	0/0	0	0	0
1/1	at Cleveland	1	1	2	1	3	0.0	0.0	0/0	0	0	0
SEASON TOTALS		13	12	28	4	32	0.0	0.0	0/0	0	0	0

POSTSEASON

1/8	at Denver	1	1	0	0	0	0.0	0.0	0/0	0	0	0
POSTSEASON TOTALS		1	1	0	0	0	0.0	0.0	0/0	0	0	0

HAMPTON'S CAREER TOTALS

Year	Team	GP	GS	T	AT	TOT	Sacks	Yds	Int/Yds	PD	FF	FR
2011	Pittsburgh	13	12	28	4	32	0.0	0.0	0/0	0	0	0
NFL Totals		157	146	255	120	375	9.0	59.0	0/0	4	4	2

HAMPTON'S CAREER TOTALS

		POSTSEASON										
Year	Team	GP	GS	T	AT	TOT	Sacks	Yds	Int/Yds	PD	FF	FR
2011	Pittsburgh	1	1	0	0	0	0.0	0.0	0/0	0	0	0
NFL Totals		16	15	20	13	33	1.0	5.0	0/0	1	0	1



2011 Steelers Updated Bios



92 JAMES HARRISON

LB 6-0 242 8 KENT STATE

9/11 at Baltimore: Started at ROLB...had eight tackles and one QB pressure...**9/18 vs. Seattle:** Started at ROLB...had five tackles and one pass breakup...recorded his first sack of the season, a four-yarder...became the sixth player in Steelers' history to record 50 sacks...was part of a defense that held the Seahawks to 164 total yards and had five sacks...**9/25 at Indianapolis:** Started at ROLB and played in his 110th career game...had five tackles and four QB pressures...forced a fumble on a sack in the fourth quarter that S Troy Polamalu returned for a touchdown...marked his 25th career forced fumble, all coming at the start of the 2007 season, which is the most in the NFL during that time span...was part of a defense that held the Colts to 241 total yards...**10/2 at Houston:** Made his 36th consecutive start and 75th career start at ROLB...had four tackles and one QB pressure...**10/9 vs. Tennessee:** Was inactive due to an eye injury, breaking a streak of 36 consecutive starts at ROLB...**10/16 vs. Jacksonville:** Was inactive due to an eye injury...**10/23 at Arizona:** Was inactive due to an eye injury...**10/30 vs. New England:** Was inactive due to an eye injury...**11/6 vs. Baltimore:** Started at ROLB after missing the past four games due to an eye injury...had nine tackles and six QB pressures...had three sacks for minus-11 yards...marked his fourth regular-season game with at least three sacks and his 12th regular-season game with at least two sacks...now has 54.0 career sacks, passing Greg Lloyd (53.5) for the fourth most by a Steelers' player since sacks became an official statistic in 1982...forced a fumble on a sack of QB Joe Flacco in the fourth quarter...including the postseason, now has nine career sacks against the Ravens, the most by a Steeler versus the Ravens...**11/13 at Cincinnati:** Started at ROLB...had five tackles and one QB pressure...**11/27 at Kansas City:** Started at ROLB...had six tackles and one QB pressure...**12/4 vs. Cincinnati:** Started at ROLB...finished with three sacks, his fifth career regular –season game with at least three sacks and his 13th multi-sack game...posted a six-yard sack late in the first half, and an eight-yard sack and 10-yard sack in the third quarter...became the third Steeler to register at least three sacks multiple times in one season (since 1982) – Chad Brown, 1996, 2; Mike Merriweather, 1984, 3...finished with seven tackles...**12/8 vs. Cleveland:** Made his 80th career start at LOLB...had five tackles and one QB pressure...was part of a defense that held the Browns to three points...**12/19 at San Francisco:** Served his one-game suspension...**12/24 vs. St. Louis:** Started at LOLB...had five tackles and three QB pressures...added one sack for minus-six yards...**1/1 at Cleveland:** Started at ROLB...had three tackles...**AFC Wild Card 1/8 at Denver:** Started at ROLB...had five tackles and one QB pressure.

HARRISON'S GAME-BY-GAME STATISTICS

Date	Opponent	GP	GS	T	AT	TOT	Sacks	Yds	Int/Yds	PD	FF	FR
9/11	at Baltimore	1	1	7	1	8	0.0	0.0	0/0	0	0	0
9/18	SEATTLE	1	1	3	2	5	1.0	4.0	0/0	1	0	0
9/25	at Indianapolis	1	1	5	0	5	1.0	9.0	0/0	0	1	0
10/2	at Houston	1	1	3	1	4	0.0	0.0	0/0	0	0	0
10/9	TENNESSEE						INACTIVE					
10/16	JACKSONVILLE						INACTIVE					
10/23	at Arizona						INACTIVE					
10/30	NEW ENGLAND						INACTIVE					
11/6	BALTIMORE	1	1	8	1	9	3.0	11.0	0/0	0	1	0
11/13	at Cincinnati	1	1	2	3	5	0.0	0.0	0/0	0	0	0
11/27	at Kansas City	1	1	4	2	6	0.0	0.0	0/0	0	0	0
12/4	CINCINNATI	1	1	6	1	7	3.0	24.0	0/0	0	0	0
12/8	CLEVELAND	1	1	5	0	5	0.0	0.0	0/0	0	0	0
12/19	at San Francisco						SUSPENDED					
12/24	ST. LOUIS	1	1	4	1	5	1.0	6.0	0/0	0	0	0
1/1	at Cleveland	1	1	2	1	3	0.0	0.0	0/0	0	0	0
SEASON TOTALS		11	11	49	13	62	9.0	54.0	0/0	1	2	0

POSTSEASON

1/8	at Denver	1	1	4	1	5	0.0	0.0	0/0	0	0	0
POSTSEASON TOTALS		1	1	4	1	5	0.0	0.0	0/0	0	0	0

HARRISON'S CAREER TOTALS

Year	Team	GP	GS	T	AT	TOT	Sacks	Yds	Int/Yds	PD	FF	FR
2011	Pittsburgh	11	11	49	13	62	9.0	54.0	0/0	1	2	0
NFL Totals		118	82	346	124	470	58.0	378.5	5/80	16	26	7

Special Teams Tackles (82): 25 in '04, 18 in '05, 15 in '06, 12 in '07 and 12 in '08.

Additional Statistics: Scored on a fumble recovery against Buffalo in 2004 and forced a fumble on special teams against Baltimore in 2007.

HARRISON'S CAREER TOTALS

POSTSEASON

Year	Team	GP	GS	T	AT	TOT	Sacks	Yds	Int/Yds	PD	FF	FR
2011	Pittsburgh	1	1	4	1	5	0.0	0.0	0/0	0	0	0
NFL Totals		12	9	28	13	41	6.5	45.0	1/100	6	0	0

Career Postseason Special Teams Tackles (11): 5 in '04, 4 in '05, 2 in '07, 0 in '08, 0 in '10.



2011 Steelers Updated Bios



97 CAMERON HEYWARD

DE 6-5 288 R OHIO STATE

9/11 at Baltimore: Saw action at DE and on special teams...had one tackle...**9/18 vs. Seattle:** Saw action at DE and on special teams...**9/25 at Indianapolis:** Saw action at DE and on special teams...had his first career QB pressure and first career pass breakup...**10/2 at Houston:** Saw action at DE and on special teams...had one tackle...**10/9 vs. Tennessee:** Saw action at DE and on special teams...had one tackle and two QB pressures...registered his first career sack and forced fumble on an eight-yard sack in the fourth quarter...**10/16 vs. Jacksonville:** Saw action at DE and on special teams...had one tackle...**10/23 at Arizona:** Saw action at DE and on special teams...had one QB pressure...**10/30 vs. New England:** Saw action on the defensive line and in the secondary...**11/6 vs. Baltimore:** Saw action at DE and on special teams...**11/13 at Cincinnati:** Saw action on special teams in his 10th career game...**11/27 at Kansas City:** Saw action at DE and on special teams...had two tackles...**12/4 vs. Cincinnati:** Saw action on special teams and on defense...blocked his first career kick, a potential 33-yarder by K Mike Nugent...marked the first blocked field goal for Pittsburgh in 43 games (9/10/09 vs. Tennessee)...**12/8 vs. Cleveland:** Saw action at DE and on special teams...had one QB pressure...**12/19 at San Francisco:** Saw action at DE and on special teams...**12/24 vs. St. Louis:** Saw action at DE and on special teams...had three tackles...**1/1 at Cleveland:** Saw action at DE and on special teams...**AFC Wild Card 1/8 at Denver:** Saw increased action at DE in place of injured DE Brett Keisel...had three tackles and one QB pressure.

HEYWARD'S GAME-BY-GAME STATISTICS

Date	Opponent	GP	GS	T	AT	TOT	Sacks	Yds	Int/Yds	PD	FF	FR
9/11	at Baltimore	1	0	0	1	1	0.0	0.0	0/0	0	0	0
9/18	SEATTLE	1	0	0	0	0	0.0	0.0	0/0	0	0	0
9/25	at Indianapolis	1	0	0	0	0	0.0	0.0	0/0	1	0	0
10/2	at Houston	1	0	1	0	1	0.0	0.0	0/0	0	0	0
10/9	TENNESSEE	1	0	1	0	1	1.0	8.0	0/0	0	1	0
10/16	JACKSONVILLE	1	0	1	0	1	0.0	0.0	0/0	0	0	0
10/23	at Arizona	1	0	0	0	0	0.0	0.0	0/0	0	0	0
10/30	NEW ENGLAND	1	0	0	0	0	0.0	0.0	0/0	0	0	0
11/6	BALTIMORE	1	0	0	0	0	0.0	0.0	0/0	0	0	0
11/13	at Cincinnati	1	0	0	0	0	0.0	0.0	0/0	0	0	0
11/27	at Kansas City	1	0	1	1	2	0.0	0.0	0/0	0	0	0
12/4	CINCINNATI	1	0	0	0	0	0.0	0.0	0/0	0	0	0
12/8	CLEVELAND	1	0	0	0	0	0.0	0.0	0/0	0	0	0
12/19	at San Francisco	1	0	0	0	0	0.0	0.0	0/0	1	0	0
12/24	ST. LOUIS	1	0	2	1	3	0.0	0.0	0/0	0	0	0
1/1	at Cleveland	1	0	0	0	0	0.0	0.0	0/0	0	0	0
SEASON TOTALS		16	0	6	3	9	1.0	8.0	0/0	2	1	0

POSTSEASON

1/8	at Denver	1	0	3	0	3	0.0	0.0	0/0	0	0	0
POSTSEASON TOTALS		1	0	3	0	3	0.0	0.0	0/0	0	0	0

Additional Statistics: Blocked his first career field goal vs. Cincinnati (12/4/11).

76 CHRIS HOKE

NT 6-2 305 10 BRIGHAM YOUNG

9/11 at Baltimore: Saw action at NT and on special teams...**9/18 vs. Seattle:** Saw action on special teams and at NT...**9/25 at Indianapolis:** Saw action at NT and on special teams...**10/2 at Houston:** Saw action at NT and on special teams...**10/9 vs. Tennessee:** Made his 17th career start at NT in place of injured NT Casey Hampton...had two tackles and one QB pressure...was part of a defense that held the Titans to 66 yards rushing...improved record to 16-1 as a starter...**10/16 vs. Jacksonville:** Started at NT...had one tackle...left the game in the second quarter with a stinger and did not return...improved record to 17-1 as a starter...**10/23 at Arizona:** Was inactive due to a neck injury...**10/30 vs. New England:** Was inactive due to a neck injury...**11/6 vs. Baltimore:** Was inactive...**11/13 at Cincinnati:** Was inactive...**11/27 at Kansas City:** Was inactive...**12/4 vs. Cincinnati:** Was inactive...**12/8:** Placed on the Reserve/Injured List with a neck injury.

HOKE'S GAME-BY-GAME STATISTICS

Date	Opponent	GP	GS	T	AT	TOT	Sacks	Yds	Int/Yds	PD	FF	FR
9/11	at Baltimore	1	0	0	0	0	0.0	0.0	0/0	0	0	0
9/18	SEATTLE	1	0	0	0	0	0.0	0.0	0/0	0	0	0
9/25	at Indianapolis	1	0	0	0	0	0.0	0.0	0/0	0	0	0
10/2	at Houston	1	0	0	0	0	0.0	0.0	0/0	0	0	0
10/9	TENNESSEE	1	1	2	0	2	0.0	0.0	0/0	0	0	0
10/16	JACKSONVILLE	1	1	1	0	1	0.0	0.0	0/0	0	0	0
10/23	at Arizona						INACTIVE					
10/30	NEW ENGLAND						INACTIVE					
11/6	BALTIMORE						INACTIVE					
11/13	at Cincinnati						INACTIVE					
11/27	at Kansas City						INACTIVE					
12/4	CINCINNATI						INACTIVE					



2011 Steelers Updated Bios



12/8	CLEVELAND											
12/19	at San Francisco											
12/24	ST. LOUIS											
1/1	at Cleveland											
SEASON TOTALS		6	2	3	0	3	0.0	0.0	0/0	0	0	0

POSTSEASON

1/8	at Denver											
POSTSEASON TOTALS		0	0	0	0	0	0.0	0.0	0/0	0	0	0

HOKE'S CAREER TOTALS

Year	Team	GP	GS	T	AT	TOT	Sacks	Yds	Int/Yds	PD	FF	FR
2011	Pittsburgh	6	2	3	0	3	0.0	0.0	0/0	0	0	0
NFL Totals		114	18	59	21	80	2.0	10.0	0/0	0	0	1

Special Teams Tackles (2): 2 in '05.

HOKE'S CAREER TOTALS

POSTSEASON

Year	Team	GP	GS	T	AT	TOT	Sacks	Yds	Int/Yds	PD	FF	FR
2011	Pittsburgh											
NFL Totals		13	3	6	6	12	2.0	5.0	0/0	0	0	0

96 ZIGGY HOOD

DE 6-3 300 3 MISSOURI

9/11 at Baltimore: Saw action at DE and on special teams...had one tackle...**9/18 vs. Seattle:** Saw action at DE and on special teams...had one tackle and three QB pressures...was part of a defense that held the Seahawks to 164 total yards...**9/25 at Indianapolis:** Started at DE in place of injured DE Brett Keisel...had two tackles and three QB pressures...was part of a defense that held the Colts to 241 total yards...**10/2 at Houston:** Started at DE in place of the injured Keisel...had two tackles...**10/9 vs. Tennessee:** Started at DE in place of injured DE Aaron Smith...had four tackles and four QB pressures, which tied a career high...had a half-sack along with LB LaMarr Woodley...was part of a defense that held the Titans to 66 yards rushing...**10/16 vs. Jacksonville:** Started at DE in place of the injured Smith...had two tackles, two QB pressures and one pass breakup...was part of a defense that held the Jaguars to 209 total yards...**10/23 at Arizona:** Started at DE...had two tackles and two QB pressures...was part of a defense that held the Cardinals to 73 yards rushing...**10/30 vs. New England:** Played in his 40th career game, starting at DE...had two tackles and two QB pressures...was part of a defense that held the Patriots to 43 yards rushing and 213 total yards...**11/6 vs. Baltimore:** Started at DE...had one tackle and one QB pressure...**11/13 at Cincinnati:** Started at DE...had three tackles and one QB pressure...**11/27 at Kansas City:** Started at DE...had one tackle and one QB pressure...**12/4 vs. Cincinnati:** Started at DE...posted five tackles...**12/8 vs. Cleveland:** Made his 20th career start at DE...was part of a defense that held the Browns to three points...**12/19 at San Francisco:** Started at DE and posted five tackles...**12/24 vs. St. Louis:** Started at DE...had four tackles and one QB pressure...had one sack for minus-six yards...**1/1 at Cleveland:** Started at DE...had one tackle...**AFC Wild Card 1/8 at Denver:** Started at DE...had two tackles and one QB pressure.

HOOD'S GAME-BY-GAME STATISTICS

Date	Opponent	GP	GS	T	AT	TOT	Sacks	Yds	Int/Yds	PD	FF	FR
9/11	at Baltimore	1	0	1	0	1	0.0	0.0	0/0	0	0	0
9/18	SEATTLE	1	0	0	1	1	0.0	0.0	0/0	0	0	0
9/25	at Indianapolis	1	1	0	2	2	0.0	0.0	0/0	0	0	0
10/2	at Houston	1	1	2	0	2	0.0	0.0	0/0	0	0	0
10/9	TENNESSEE	1	1	4	0	4	0.5	4.5	0/0	0	0	0
10/16	JACKSONVILLE	1	1	1	1	2	0.0	0.0	0/0	1	0	0
10/23	at Arizona	1	1	2	0	2	0.0	0.0	0/0	0	0	0
10/30	NEW ENGLAND	1	1	1	1	2	0.0	0.0	0/0	0	0	0
11/6	BALTIMORE	1	1	1	0	1	0.0	0.0	0/0	0	0	0
11/13	at Cincinnati	1	1	2	1	3	0.0	0.0	0/0	0	0	0
11/27	at Kansas City	1	1	1	0	1	0.0	0.0	0/0	0	0	0
12/4	CINCINNATI	1	1	5	0	5	0.0	0.0	0/0	0	0	0
12/8	CLEVELAND	1	1	0	0	0	0.0	0.0	0/0	0	0	0
12/19	at San Francisco	1	1	4	1	5	0.0	0.0	0/0	0	0	0
12/24	ST. LOUIS	1	1	3	1	4	1.0	6.0	0/0	0	0	0
1/1	at Cleveland	1	1	0	1	1	0.0	0.0	0/0	0	0	0
SEASON TOTALS		16	14	27	9	36	1.5	10.5	0/0	1	0	0

POSTSEASON

1/8	at Denver	1	1	2	0	2	0.0	0.0	0/0	0	0	0
POSTSEASON TOTALS		1	1	2	0	2	0.0	0.0	0/0	0	0	0



2011 Steelers Updated Bios



HOOD'S CAREER TOTALS

Year	Team	GP	GS	T	AT	TOT	Sacks	Yds	Int/Yds	PD	FF	FR
2011	Pittsburgh	16	14	27	9	36	1.5	10.5	0/0	1	0	0
NFL Totals		48	23	49	17	66	5.5	33.5	0/0	4	0	1

HOOD'S CAREER TOTALS

POSTSEASON

Year	Team	GP	GS	T	AT	TOT	Sacks	Yds	Int/Yds	PD	FF	FR
2011	Pittsburgh	1	1	2	0	2	0.0	0.0	0/0	0	0	0
NFL Totals		4	3	10	2	12	2.0	12.0	0/0	0	0	0

57 MORTTY IVY

LB 6-1 239 1 WEST VIRGINIA

10/29: Signed to the Steelers' active roster on October 29, 2011...**10/30 vs. New England:** Saw action in his first career game on special teams...**11/6 vs. Baltimore:** Saw action on special teams...**11/9:** Was released...**11/30:** Signed to the practice squad...**12/8:** Added to the active roster...**12/8 vs. Cleveland:** Saw action on special teams in his third game this season...had one special teams tackle...**12/19 at San Francisco:** Saw action on special teams...**12/24 vs. St. Louis:** Saw action on special teams...**1/1 at Cleveland:** Saw action on special teams...**AFC Wild Card 1/8 at Denver:** Was inactive.

IVY'S GAME-BY-GAME STATISTICS

Date	Opponent	GP	GS	T	AT	TOT	Sacks	Yds	Int/Yds	PD	FF	FR
9/11	at Baltimore											
9/18	SEATTLE											
9/25	at Indianapolis											
10/2	at Houston											
10/9	TENNESSEE											
10/16	JACKSONVILLE											
10/23	at Arizona											
10/30	NEW ENGLAND	1	0	0	0	0	0.0	0.0	0/0	0	0	0
11/6	BALTIMORE	1	0	0	0	0	0.0	0.0	0/0	0	0	0
11/13	at Cincinnati											
11/27	at Kansas City											
12/4	CINCINNATI											
12/8	CLEVELAND	1	0	0	0	0	0.0	0.0	0/0	0	0	0
12/19	at San Francisco	1	0	0	0	0	0.0	0.0	0/0	0	0	0
12/24	ST. LOUIS	1	0	0	0	0	0.0	0.0	0/0	0	0	0
1/1	at Cleveland	1	0	0	0	0	0.0	0.0	0/0	0	0	0
SEASON TOTALS		6	0	0	0	0	0.0	0.0	0/0	0	0	0
POSTSEASON												
1/8	at Denver											
POSTSEASON TOTALS		0	0	0	0	0	0.0	0.0	0/0	0	0	0

IVY'S CAREER TOTALS

Year	Team	GP	GS	T	AT	TOT	Sacks	Yds	Int/Yds	PD	FF	FR
2011	Pittsburgh	6	0	0	0	0	0.0	0.0	0/0	0	0	0
NFL Totals		6	0	0	0	0	0.0	0.0	0/0	0	0	0

Career Special Teams Tackles (1): 1 in '11.

IVY'S CAREER TOTALS

POSTSEASON

Year	Team	GP	GS	T	AT	TOT	Sacks	Yds	Int/Yds	PD	FF	FR
2011	Pittsburgh	0	0	0	0	0	0.0	0.0	0/0	0	0	0
NFL Totals		0	0	0	0	0	0.0	0.0	0/0	0	0	0

85 DAVID JOHNSON

TE 6-2 260 3 ARKANSAS STATE

9/11 at Baltimore: Started at FB...helped block for the Steelers' offense to gain 312 total yards...**9/18 vs. Seattle:** Made his 10th career start...helped block for the Steelers' offense to gain 421 total yards...**9/25 at Indianapolis:** Started at FB...caught his first pass of the season, a three-yarder from QB Ben Roethlisberger...helped block for the Steelers' offense to gain 408 total yards...**10/2 at Houston:** Started at FB...had one catch for six yards...helped block for a Steelers' rushing attack to gain 118 yards on the ground...**10/9 vs. Tennessee:** Made his 10th consecutive start at FB...helped block for Steelers' rushers to gain 174 yards...had two catches for five yards, including a one-yard touchdown, the first of his career...**10/16 vs. Jacksonville:** Started at FB...helped block for Steelers' rushers to gain 185 yards, including RB Rashard Mendenhall's 146 yards and one touchdown, and for Roethlisberger to throw for 200 yards and one touchdown...**10/23 at Arizona:** Made his 15th career start at FB...helped block for a Steelers' offense that gained 445 total yards...**10/30 vs. New England:** Started at FB...had one reception for seven yards...helped block for Steelers' rushers to gain 98 yards on the ground...**11/6 vs. Baltimore:** Played in his 40th career game, starting at FB...tied a career-long with a 25-yard reception (12/5/10 at Denver): Was inactive.



2011 Steelers Updated Bios



Baltimore)...helped block for a Steelers' offense that gained 392 total yards...**11/13 at Cincinnati**: Started at FB...had one reception for six yards...helped block for the Steelers' offense to gain 328 total yards...**11/27 at Kansas City**: Started at FB...helped block for Steelers' rushers to gain 108 yards on the ground...**12/4 vs. Cincinnati**: Started at FB...helped block for the Steelers to rush for 136 yards on 33 carries (4.1 avg.)...**12/8 vs. Cleveland**: Started at FB...had two receptions for 22 yards, including a long of 16 yards...helped block for Steelers' rushers to gain 147 yards...**12/19 at San Francisco**: Started at FB...**12/24 vs. St. Louis**: Started at FB...had one reception for two yards...**1/1 at Cleveland**: Started at FB...had one reception for six yards...**AFC Wild Card 1/8 at Denver**: Made his fourth consecutive postseason start at FB.

JOHNSON'S GAME-BY-GAME STATISTICS

Date	Opponent	GP	GS	Rec	Yds	RECEIVING		
						Avg	Lg	TD
9/11	at Baltimore	1	1	0	0	0.0	0	0
9/18	SEATTLE	1	1	0	0	0.0	0	0
9/25	at Indianapolis	1	1	1	3	3.0	3	0
10/2	at Houston	1	1	1	6	6.0	6	0
10/9	TENNESSEE	1	1	2	5	2.5	4	1
10/16	JACKSONVILLE	1	1	0	0	0.0	0	0
10/23	at Arizona	1	1	0	0	0.0	0	0
10/30	NEW ENGLAND	1	1	1	7	7.0	7	0
11/6	BALTIMORE	1	1	1	25	25.0	25	0
11/13	at Cincinnati	1	1	1	6	6.0	6	0
11/27	at Kansas City	1	1	0	0	0.0	0	0
12/4	CINCINNATI	1	1	1	9	9.0	9	0
12/8	CLEVELAND	1	1	2	22	11.0	16	0
12/19	at San Francisco	1	1	0	0	0.0	0	0
12/24	ST. LOUIS	1	1	1	2	2.0	2	0
1/1	at Cleveland	1	1	1	6	6.0	6	0
SEASON TOTALS		16	16	12	91	7.6	25	1

POSTSEASON

1/8	at Denver	1	1	0	0	0.0	0	0
POSTSEASON TOTALS		1	1	0	0	0.0	0	0

JOHNSON'S CAREER TOTALS

Year	Team	GP	GS	Rec	Yds	RECEIVING		
						Avg	Lg	TD
2011	Pittsburgh	16	16	12	91	7.6	25	1
NFL Totals		47	24	18	146	8.1	25	1

JOHNSON'S CAREER TOTALS

Year	Team	GP	GS	Rec	Yds	POSTSEASON		
						Avg	Lg	TD
2011	Pittsburgh	1	1	0	0	0.0	0	0
NFL Totals		4	4	0	0	0.0	0	0

Additional Statistics: Returned one kickoff for 16 yards vs. Baltimore in the Divisional Playoff on 1/15/11.

13 JEREMY KAPINOS

P 6-1 233 4 PENN STATE

11/5: Signed to the Steelers' active roster to replace injured P Daniel Sepulveda...**11/6 vs. Baltimore:** Had three punts for 100 yards (33.3 avg.), including a long of 41 yards...placed one punt inside the Ravens' 20-yard line...**11/13 at Cincinnati:** Had five punts for 257 yards (51.4 avg.), including a long of 57 yards...had three punts of 50+ yards...had one punt downed inside the Bengals' 20-yard line...**11/27 at Kansas City:** Had five punts for 211 yards (42.2 avg.), with a long of 52 yards...landed two punts inside the Chiefs' 20-yard line...**12/4 vs. Cincinnati:** Averaged 54.2 yards per punt on five punts, including a long of 59 yards...**12/8 vs. Cleveland:** Averaged 41.3 yards per punt on four punts, including a long of 54 yards...**12/19 at San Francisco:** Averaged 38.5 yards on four punts...**12/24 vs. St. Louis:** Averaged 47.8 yards per punt on four punts, including a long of 56 yards...**1/1 at Cleveland:** Averaged 45.3 yards per punt on four punts, including a long of 49...**AFC Wild Card 1/8 at Denver:** Averaged 46 yards per punt on four punts, including a career-long (regular season and postseason) 62-yarder.

KAPINOS' GAME-BY-GAME STATISTICS

Date	Opponent	GP	No	Yds	Avg	Opp						
						Ret	Yds	Net	TB	In 20	Lg	Blk
11/6	BALTIMORE	1	3	100	33.3	1	3	32.3	0	1	41	0
11/13	at Cincinnati	1	5	257	51.4	4	48	41.8	0	1	57	0
11/27	at Kansas City	1	5	211	42.2	2	21	34.0	1	2	52	0
12/4	CINCINNATI	1	5	271	54.2	5	54	43.4	0	2	59	0
12/8	CLEVELAND	1	4	165	41.3	3	29	34.0	0	1	54	0
12/19	at San Francisco	1	4	154	38.5	0	0	38.5	0	1	42	0



2011 Steelers Updated Bios



12/24	ST. LOUIS	1	4	191	47.8	3	31	40.0	0	1	56	0
1/1	at Cleveland	1	4	181	45.3	3	22	39.8	0	1	49	0
SEASON TOTALS		8	34	1,530	45.0	21	208	38.3	1	10	59	0

POSTSEASON

1/8	at Denver	1	4	184	46.0	3	27	39.3	0	2	62	0
POSTSEASON TOTALS		1	4	184	46.0	3	27	39.3	0	2	62	0

KAPINOS' CAREER TOTALS

Year	Team	G	No	Yds	Avg	Opp Ret	Yds	Net	TB	In 20	Lg	Blk
2011	Pittsburgh	8	34	1,530	45.0	21	208	38.3	1	10	59	0
NFL Totals		34	140	6,050	43.2	81	771	35.2	16	41	59	1
Steelers Totals		12	48	2,106	43.9	28	292	36.5	3	15	59	0

Career Special Teams Tackles (1): 1 in '09.

KAPINOS' CAREER TOTALS

POSTSEASON

Year	Team	G	No	Yds	Avg	Opp Ret	Yds	Net	TB	In 20	Lg	Blk
2011	Pittsburgh	1	4	184	46.0	3	27	39.3	0	2	62	0
NFL Totals		5	13	616	47.4	7	70	38.9	2	4	62	0
Steelers Totals		4	12	569	47.4	6	64	38.8	2	4	62	0

99 BRETT KEISEL

DE 6-5 285 10 BRIGHAM YOUNG

9/11 at Baltimore: Started at DE...had four tackles and three QB pressures...**9/18 vs. Seattle:** Started at DE for the 70th time in his career...had two tackles and two QB pressures...added one pass breakup...was part of a defense that held the Seahawks to 164 total yards and had five sacks...**9/25 at Indianapolis:** Was inactive...**10/2 at Houston:** Was inactive due to a knee injury...**10/9 vs. Tennessee:** Started at DE after missing two games with a knee injury...had three tackles and two QB pressures...added one pass breakup...was part of a defense that held the Titans to 66 yards rushing...**10/16 vs. Jacksonville:** Started at DE...had five tackles, four QB pressures and one pass breakup...tied a career-high with two sacks, his first multi-sack game since 11/9/09 vs. Denver (2.0) and the fourth of his career during the regular season...**10/23 at Arizona:** Started at DE...had three tackles and five QB pressures...was part of a defense that held the Cardinals to 73 yards rushing...**10/30 vs. New England:** Started at DE...had one tackle, four QB pressures and one pass breakup...forced a fumble on a sack of QB Tom Brady with 19 seconds left in the game (the ball rolled out of the end zone for a safety)...was part of a defense that held the Patriots to 43 yards rushing and 213 total yards...**11/6 vs. Baltimore:** Made his 75th career start at DE...had five tackles, one QB pressure and one pass breakup...**11/13 at Cincinnati:** Played in his 110th career game, starting at DE...had six tackles and four QB pressures...added two pass breakups...**11/27 at Kansas City:** Started at DE...had three tackles and two QB pressures...recorded his first fumble recovery of the season and fourth of his career...**12/4 vs. Cincinnati:** Started at DE...posted three tackles and four QB pressures...**12/8 vs. Cleveland:** Started at DE...had five tackles, one QB pressure and one pass breakup...was part of a defense that held the Browns to three points...**12/19 at San Francisco:** Started at DE...**12/24 vs. St. Louis:** Started at DE...had four tackles and three QB pressures...**1/1 at Cleveland:** Started at DE...had three tackles, one pass breakup and one forced fumble...**AFC Wild Card 1/8 at Denver:** Started at DE...left the game in the second quarter with a groin injury and did not return.

KEISEL'S GAME-BY-GAME STATISTICS

Date	Opponent	GP	GS	T	AT	TOT	Sacks	Yds	Int/Yds	PD	FF	FR
9/11	at Baltimore	1	1	4	0	4	0.0	0.0	0/0	0	0	0
9/18	SEATTLE	1	1	2	0	2	0.0	0.0	0/0	1	0	0
9/25	at Indianapolis											
10/2	at Houston											
10/9	TENNESSEE	1	1	3	0	3	0.0	0.0	0/0	1	0	0
10/16	JACKSONVILLE	1	1	4	1	5	2.0	16.0	0/0	1	0	0
10/23	at Arizona	1	1	2	1	3	0.0	0.0	0/0	0	0	0
10/30	NEW ENGLAND	1	1	1	0	1	1.0	7.0	0/0	1	1	0
11/6	BALTIMORE	1	1	4	1	5	0.0	0.0	0/0	1	0	0
11/13	at Cincinnati	1	1	5	1	6	0.0	0.0	0/0	2	0	0
11/27	at Kansas City	1	1	2	1	3	0.0	0.0	0/0	0	0	1
12/4	CINCINNATI	1	1	3	0	3	0.0	0.0	0/0	0	0	0
12/8	CLEVELAND	1	1	5	0	5	0.0	0.0	0/0	1	0	0
12/19	at San Francisco	1	1	0	1	1	0.0	0.0	0/0	0	0	0
12/24	ST. LOUIS	1	1	3	1	4	0.0	0.0	0/0	0	0	0
1/1	at Cleveland	1	1	2	1	3	0.0	0.0	0/0	1	1	0
SEASON TOTALS		14	14	40	8	48	3.0	23.0	0/0	9	2	1



2011 Steelers Updated Bios



POSTSEASON

1/8	at Denver	1	1	0	0	0	0.0	0.0	0/0	0	0	0
POSTSEASON TOTALS		1	1	0	0	0	0.0	0.0	0/0	0	0	0

KEISEL'S CAREER TOTALS

Year	Team	GP	GS	T	AT	TOT	Sacks	Yds	Int/Yds	PD	FF	FR
2011	Pittsburgh	14	14	40	8	48	3.0	23.0	0/0	9	2	1
NFL Totals		116	82	216	89	305	20.5	119.5	1/79	28	6	4

Career Special Teams Tackles (33): 7 in '02, 4 in '04 and 22 in '05.

Career Special Teams Fumble Recoveries (2): 1 in '03, 1 in '05.

Returned his only career interception 79 yards for a touchdown on 9/26/10 at Tampa Bay.

KEISEL'S CAREER TOTALS

POSTSEASON

Year	Team	GP	GS	T	AT	TOT	Sacks	Yds	Int/Yds	PD	FF	FR
2011	Pittsburgh	1	1	0	0	0	0.0	0.0	0/0	0	0	0
NFL Totals		16	8	20	14	34	3.0	18.0	0/0	3	1	2

68 CHRIS KEMOEAU

OG 6-3 344 7 UTAH

9/11 at Baltimore: Started at LG...helped block for a Steelers' offense to gain 312 total yards and for QB Ben Roethlisberger to throw for a game-high 280 yards...**9/18 vs. Seattle:** Was inactive with a knee injury...**9/25 at Indianapolis:** Started at LG...helped block for the Steelers' offense to gain 408 total yards and for Roethlisberger to throw for 364 yards and one touchdown...**10/2 at Houston:** Started at LG...helped block for a Steelers' rushing attack to gain 118 yards on the ground...**10/9 vs. Tennessee:** Was inactive due to a knee injury...**10/16 vs. Jacksonville:** Was inactive due to a knee injury...**10/23 at Arizona:** Started at LG after missing the past two weeks because of a knee injury...helped block for the Steelers' offense to gain 445 total yards and for Roethlisberger to throw for 361 yards and three touchdowns...**10/30 vs. New England:** Made his 50th career start on the offensive line, starting at LG...helped block for the Steelers' offense to gain 427 total yards and for Roethlisberger to throw for a season-high 365 yards and two touchdowns...**11/6 vs. Baltimore:** Started at LG...helped block for the Steelers' offense to gain 392 total yards and for Roethlisberger to throw for 330 yards and one touchdown...**11/13 at Cincinnati:** Started at LG...helped block for the Steelers' offense to gain 328 total yards and for Roethlisberger to throw for 245 yards and one touchdown...**11/27 at Kansas City:** Saw action on the offensive line...helped block for Steelers' rushers to gain 108 yards on the ground...**12/4 vs. Cincinnati:** Saw action on the offensive line late in the game in his 70th career game...**12/8 vs. Cleveland:** Saw action at LG...**12/19 at San Francisco:** Saw action on special teams...**12/24 vs. St. Louis:** Saw action at LG...helped block for the Steelers offense to gain 377 total yards...**1/1 at Cleveland:** Started at LG...helped block for the Steelers' offense to gain 360 total yards...**AFC Wild Card 1/8 at Denver:** Started at LG.

KEMOEAU'S CAREER TOTALS

Year	Team	GP	GS
2011	Pittsburgh	13	8
NFL Totals		74	53

KEMOEAU'S CAREER POSTSEASON TOTALS

Year	Team	GP	GS
2011	Pittsburgh	1	1
NFL Totals		8	7

64 DOUG LEGURSKY

C 6-1 315 3 MARSHALL

9/11 at Baltimore: Made his fifth career start at RG...helped block for the Steelers' offense to gain 312 total yards and for QB Ben Roethlisberger to throw for a game-high 280 yards...**9/18 vs. Seattle:** Started at RG...helped block for the Steelers' offense to gain 421 total yards and for Roethlisberger to throw for 298 yards and one touchdown...**9/25 at Indianapolis:** Made his third consecutive start at RG...helped block for the Steelers' offense to gain 408 total yards and for Roethlisberger to throw for 364 yards and one touchdown...left the game in the fourth quarter with a shoulder injury and did not return...**10/2 at Houston:** Was inactive due to a shoulder injury...**10/9 vs. Tennessee:** Started at LG...helped block for Steelers' rushers to gain 174 yards and for Roethlisberger to throw for 228 yards and five touchdowns...**10/16 vs. Jacksonville:** Started at LG...left the game in the second quarter with a toe injury and did not return...**10/23 at Arizona:** Was inactive due to a toe injury...**10/30 vs. New England:** Was inactive due to a toe injury...**11/6 vs. Baltimore:** Was inactive due to a toe injury...**11/13 at Cincinnati:** Dressed but did not see action...**11/27 at Kansas City:** Made his 10th career start at LG...also saw action at C in place of injured C Maurkice Pouncey...helped block for Steelers' rushers to gain 108 yards on the ground...**12/4 vs. Cincinnati:** Started at RG...helped the Steelers rush for 136 yards on 33 carries (4.1 avg.)...**12/8 vs. Cleveland:** Started at RG...also saw action at C in place of the injured Pouncey...helped block for the Steelers' offense to gain 416 total yards...**12/19 at San Francisco:** Started at C in place of the injured Pouncey...**12/24 vs. St. Louis:** Started at C in place of the injured Pouncey...left the game in the first quarter with a shoulder injury and did not return...**1/1 at Cleveland:** Was inactive due to a shoulder injury...**AFC Wild Card 1/8 at Denver:** Made his second consecutive postseason start at C in place of the injured Pouncey.



2011 Steelers Updated Bios



LEGURSKY'S CAREER TOTALS

Year	Team	GP	GS
2011	Pittsburgh	10	10
NFL Totals		35	14

LEGURSKY'S CAREER POSTSEASON TOTALS

Year	Team	GP	GS
2011	Pittsburgh	1	1
NFL Totals		4	2

23 KEENAN LEWIS

CB 6-0 208 3 OREGON STATE

9/11 at Baltimore: Saw action on special teams and at CB...added one special teams tackle...**9/18 vs. Seattle:** Saw action at CB and on special teams...had four tackles...**9/25 at Indianapolis:** Made his first career start as the nickel cornerback...had five tackles...was part of a defense that held the Colts to 153 yards passing...**10/2 at Houston:** Saw action in the secondary and on special teams...had one tackle and one pass breakup...was part of a defense that held the Texans to 138 passing yards...**10/9 vs. Tennessee:** Saw action at CB and on special teams...had three tackles and one pass breakup...**10/16 vs. Jacksonville:** Saw action at CB and on special teams...had four tackles...was part of a defense that held the Jaguars to 109 passing yards...**10/23 at Arizona:** Saw action in the secondary and on special teams in his 20th career game...had two tackles and one special teams tackle...**10/30 vs. New England:** Saw action in the secondary and on special teams...had three tackles...was part of a defense that held the Patriots to 198 yards passing...**11/6 vs. Baltimore:** Saw action in the secondary...had three tackles...**11/13 at Cincinnati:** Saw action in the secondary and on special teams...had two tackles...**11/27 at Kansas City:** Saw action in the secondary...recorded his first career interception, picking off QB Tyler Palko at the Pittsburgh 14-yard line with 28 seconds left to seal the win...added one pass breakup...**12/4 vs. Cincinnati:** Saw action in the secondary and on special teams...**12/8 vs. Cleveland:** Saw action in the secondary...had one tackle...**12/19 at San Francisco:** Saw action at CB and on special teams...finished with two tackles and one pass defense...**12/24 vs. St. Louis:** Saw action in the secondary...had one pass breakup...**1/1 at Cleveland:** Saw action in the secondary recording one tackle and saw action on special teams recording two special teams tackles...**AFC Wild Card 1/8 at Denver:** Had one special teams tackle.

LEWIS' GAME-BY-GAME STATISTICS

Date	Opponent	GP	GS	T	AT	TOT	Sacks	Yds	Int/Yds	PD	FF	FR
9/11	at Baltimore	1	0	0	0	0	0.0	0.0	0/0	0	0	0
9/18	SEATTLE	1	0	4	0	4	0.0	0.0	0/0	0	0	0
9/25	at Indianapolis	1	1	5	0	5	0.0	0.0	0/0	0	0	0
10/2	at Houston	1	0	1	0	1	0.0	0.0	0/0	1	0	0
10/9	TENNESSEE	1	0	3	0	3	0.0	0.0	0/0	1	0	0
10/16	JACKSONVILLE	1	0	3	1	4	0.0	0.0	0/0	0	0	0
10/23	at Arizona	1	0	2	0	2	0.0	0.0	0/0	0	0	0
10/30	NEW ENGLAND	1	0	2	1	3	0.0	0.0	0/0	0	0	0
11/6	BALTIMORE	1	0	3	0	3	0.0	0.0	0/0	0	0	0
11/13	at Cincinnati	1	0	2	0	2	0.0	0.0	0/0	0	0	0
11/27	at Kansas City	1	0	0	0	0	0.0	0.0	1/9	1	0	0
12/4	CINCINNATI	1	0	0	0	0	0.0	0.0	0/0	0	0	0
12/8	CLEVELAND	1	0	1	0	1	0.0	0.0	0/0	0	0	0
12/19	at San Francisco	1	0	2	0	2	0.0	0.0	0/0	1	0	0
12/24	ST. LOUIS	1	0	0	0	0	0.0	0.0	0/0	1	0	0
1/1	at Cleveland	1	0	1	0	1	0.0	0.0	0/0	0	0	0
SEASON TOTALS		16	1	29	2	31	0.0	0.0	1/9	5	0	0

POSTSEASON

1/8	at Denver	1	0	0	0	0	0.0	0.0	0/0	0	0	0
POSTSEASON TOTALS		1	0	0	0	0	0.0	0.0	0/0	0	0	0

LEWIS' CAREER TOTALS

Year	Team	GP	GS	T	AT	TOT	Sacks	Yds	Int/Yds	PD	FF	FR
2011	Pittsburgh	16	1	29	2	31	0.0	0.0	1/9	5	0	0
NFL Totals		29	1	31	2	33	0.0	0.0	1/9	6	0	0

Career Special Teams Tackles (10): 1 in '09, 5 in '10 and 4 in '11.

Additional Statistic: Forced his first career fumble on special teams at Buffalo 11/28/10.

LEWIS' CAREER TOTALS

POSTSEASON

Year	Team	GP	GS	T	AT	TOT	Sacks	Yds	Int/Yds	PD	FF	FR
2011	Pittsburgh	1	0	0	0	0	0.0	0.0	0/0	0	0	0
NFL Totals		4	0	0	0	0	0.0	0.0	0/0	0	0	0

Career Postseason Special Teams Tackles (2): 1 in '10, and 1 in '11.



2011 Steelers Updated Bios



37 ANTHONY MADISON

CB 5-9 180 6 ALABAMA

1/3: Signed to the Steelers' active roster to provide depth at the cornerback position...**AFC Wild Card 1/8 at Denver:** Saw action on special teams.

MADISON'S 2011 GAME-BY-GAME STATISTICS (Detroit Lions)

Date	Opponent	GP	GS	T	AT	TOT	Sacks	Yds	Int/Yds	PD	FF	FR
10/2	at Dallas	1	0	0	0	0	0.0	0.0	0/0	0	0	0
10/10	CHICAGO	1	0	0	0	0	0.0	0.0	0/0	0	0	0
10/16	SAN FRANCISCO	1	0	0	0	0	0.0	0.0	0/0	0	0	0
10/23	ATLANTA	1	0	0	0	0	0.0	0.0	0/0	0	0	0
10/30	at Denver	1	0	0	0	0	0.0	0.0	0/0	0	0	0
SEASON TOTALS		5	0	0	0	0	0.0	0.0	0/0	0	0	0

POSTSEASON (Pittsburgh Steelers)

1/8	at Denver	1	0	0	0	0	0.0	0.0	0/0	0	0	0
POSTSEASON TOTALS		1	0	0	0	0	0.0	0.0	0/0	0	0	0

MADISON'S CAREER TOTALS

Year	Team	GP	GS	T	AT	TOT	Sacks	Yds	Int/Yds	PD	FF	FR
2011	Detroit	5	0	0	0	0	0.0	0.0	0/0	0	0	0
NFL Totals		71	1	7	3	10	1.0	9.0	1/-1	0	0	0
Steelers Totals		59	1	7	3	10	1.0	9.0	1/-1	0	0	0

Career Special Teams Tackles (79): 10 in '06, 11 in '07, 25 in '08, 8 in '09, 22 in '10, and 3 in '11.

Additional Statistics: Has two fumble recoveries on special teams, one in '10 and one in '07.

MADISON'S CAREER TOTALS POSTSEASON

Year	Team	GP	GS	T	AT	TOT	Sacks	Yds	Int/Yds	PD	FF	FR
2011	Pittsburgh	1	0	0	0	0	0.0	0.0	0/0	0	0	0
NFL Totals		8	0	2	0	2	0.0	0.0	0/0	0	0	0

Postseason Special Teams Tackles (13): 1 in '07, 7 in '08 and 5 in '10.

20 BRYANT MCFADDEN

CB 6-0 190 7 FLORIDA STATE

9/11 at Baltimore: Started at LCB...had three tackles and one pass breakup...9/18 vs. Seattle: Was inactive due to a hamstring injury...9/25 at Indianapolis: Was inactive...10/2 at Houston: Was inactive...10/9 vs. Tennessee: Saw action at CB and one special teams after missing the past three games...had one tackle...10/16 vs. Jacksonville: Saw action on special teams...10/23 at Arizona: Saw action on special teams...had one special teams tackle...10/30 vs. New England: Saw action on special teams...11/6 vs. Baltimore: Saw action on special teams...had two special teams tackles...forced his first career fumble on special teams...11/13 at Cincinnati: Saw action on special teams in his 90th career game...had one special teams tackle...11/27 at Kansas City: Saw action on special teams in his 75th career game as a Steeler...12/4 vs. Cincinnati: Saw action on special teams and had a key block on Antonio Brown's 60-yard punt return for a touchdown...added one special teams tackle...12/8 vs. Cleveland: Saw action on special teams...12/19 at San Francisco: Saw action on special teams...12/24 vs. St. Louis: Saw action on special teams...1/1 at Cleveland: saw action in the secondary and on special teams, filling in for injured CB Cortez Allen...had one tackle...**AFC Wild Card 1/8 at Denver:** Saw action on special teams.

MCFADDEN'S GAME-BY-GAME STATISTICS

Date	Opponent	GP	GS	T	AT	TOT	Sacks	Yds	Int/Yds	PD	FF	FR
9/11	at Baltimore	1	1	2	1	3	0.0	0.0	0/0	1	0	0
9/18	SEATTLE						INACTIVE					
9/25	at Indianapolis						INACTIVE					
10/2	at Houston						INACTIVE					
10/9	TENNESSEE	1	0	1	0	1	0.0	0.0	0/0	0	0	0
10/16	JACKSONVILLE	1	0	0	0	0	0.0	0.0	0/0	0	0	0
10/23	at Arizona	1	0	0	0	0	0.0	0.0	0/0	0	0	0
10/30	NEW ENGLAND	1	0	0	0	0	0.0	0.0	0/0	0	0	0
11/6	BALTIMORE	1	0	0	0	0	0.0	0.0	0/0	0	0	0
11/13	at Cincinnati	1	0	0	0	0	0.0	0.0	0/0	0	0	0
11/27	at Kansas City	1	0	0	0	0	0.0	0.0	0/0	0	0	0
12/4	CINCINNATI	1	0	0	0	0	0.0	0.0	0/0	0	0	0
12/8	CLEVELAND	1	0	0	0	0	0.0	0.0	0/0	0	0	0
12/19	at San Francisco	1	0	0	0	0	0.0	0.0	0/0	0	0	0



2011 Steelers Updated Bios



12/24	ST. LOUIS	1	0	0	0	0	0.0	0.0	0/0	0	0	0
1/1	at Cleveland	1	0	1	0	1	0.0	0.0	0/0	0	0	0
SEASON TOTALS		13	1	4	1	5	0.0	0.0	0/0	1	0	0

POSTSEASON

1/8	at Denver	1	0	0	0	0	0.0	0.0	0/0	0	0	0
POSTSEASON TOTALS		1	0	0	0	0	0.0	0.0	0/0	0	0	0

MCFADDEN'S CAREER TOTALS

Year	Team	GP	GS	T	AT	TOT	Sacks	Yds	Int/Yds	PD	FF	FR
2011	Pittsburgh	13	1	4	1	5	0.0	0.0	0/0	1	0	0
NFL Totals		96	51	265	61	326	4.0	27.0	9/86	62	3	5
Steelers Totals		80	35	201	47	248	4.0	27.0	9/86	47	3	5

Career Special Teams Tackles (12): 1 in '05, 4 in '06, 1 in '07, 1 in '08, and 4 in '11.

Additional Statistics: Forced his first career fumble on special teams on 11/6/11 vs. Baltimore...has two career special teams fumble recoveries, both coming in 2006.

MCFADDEN'S CAREER TOTALS

POSTSEASON

Year	Team	GP	GS	T	AT	TOT	Sacks	Yds	Int/Yds	PD	FF	FR
2011	Pittsburgh	1	0	0	0	0	0.0	0.0	0/0	0	0	0
NFL Totals		14	7	26	1	27	0.0	0.0	0/0	5	0	0
Steelers Totals		12	5	11	1	12	0.0	0.0	0/0	4	0	0

Postseason Special Teams Tackles (3): 3 in '05.

90 STEVE MCLENDON

NT 6-4 280 2 TROY

9/11 at Baltimore: Dressed but did not see any action...**9/18 vs. Seattle:** Saw action at NT and on special teams...recorded his first career half-sack with LB LaMarr Woodley...added one QB pressure...was part of a defense that held the Seahawks to 164 total yards...**9/25 at Indianapolis:** Dressed but did not see any action...**10/2 at Houston:** Saw action at NT and on special teams...**10/9 vs. Tennessee:** Saw action on special teams in his 10th career game...**10/16 vs. Jacksonville:** Saw action at NT...had two tackles...was part of a defense that held the Jaguars to 209 total yards...**10/23 at Arizona:** Started his first career game at NT...had a career-high five tackles and one QB pressure...was part of a defense that held the Cardinals to 73 yards rushing...**10/30 vs. New England:** Saw action at NT and on special teams...**11/6 vs. Baltimore:** Saw action at NT and on special teams...**11/13 at Cincinnati:** Saw action at NT and on special teams...**11/27 at Kansas City:** Saw action at NT and on special teams...**12/4 vs. Cincinnati:** Saw action at NT and on special teams...**12/8 vs. Cleveland:** Saw action at NT...had two tackles...recorded a half-sack for minus-2.5 yards...was part of a defense that held the Browns to three points...**12/19 at San Francisco:** Saw action at NT...**12/24 vs. St. Louis:** Saw action on the defensive line and on special teams...**1/1 at Cleveland:** Saw action at NT and on special teams...**AFC Wild Card 1/8 at Denver:** Saw increased action at NT in place of injured NT Casey Hampton...had four tackles and one QB pressure.

MCLENDON'S GAME-BY-GAME STATISTICS

Date	Opponent	GP	GS	T	AT	TOT	Sacks	Yds	Int/Yds	PD	FF	FR
9/11	at Baltimore	DID NOT PLAY										
9/18	SEATTLE	1	0	0	0	0	0.5	3.0	0/0	0	0	0
9/25	at Indianapolis	DID NOT PLAY										
10/2	at Houston	1	0	0	0	0	0.0	0.0	0/0	0	0	0
10/9	TENNESSEE	1	0	0	0	0	0.0	0.0	0/0	0	0	0
10/16	JACKSONVILLE	1	0	1	0	1	0.0	0.0	0/0	0	0	0
10/23	at Arizona	1	1	4	1	5	0.0	0.0	0/0	0	0	0
10/30	NEW ENGLAND	1	0	0	0	0	0.0	0.0	0/0	0	0	0
11/6	BALTIMORE	1	0	1	0	1	0.0	0.0	0/0	0	0	0
11/13	at Cincinnati	1	0	0	0	0	0.0	0.0	0/0	0	0	0
11/27	at Kansas City	1	0	1	0	1	0.0	0.0	0/0	0	0	0
12/4	CINCINNATI	1	0	1	0	1	0.0	0.0	0/0	0	0	0
12/8	CLEVELAND	1	0	1	1	2	0.5	2.5	0/0	0	0	0
12/19	at San Francisco	1	0	0	0	0	0.0	0.0	0/0	0	0	0
12/24	ST. LOUIS	1	0	0	0	0	0.0	0.0	0/0	0	0	0
1/1	at Cleveland	1	0	0	0	0	0.0	0.0	0/0	0	0	0
SEASON TOTALS		14	1	9	2	11	1.0	5.5	0/0	0	0	0

POSTSEASON

1/8	at Denver	1	0	4	0	4	0.0	0.0	0/0	0	0	0
POSTSEASON TOTALS		1	0	4	0	4	0.0	0.0	0/0	0	0	0



2011 Steelers Updated Bios



MCLENDON'S CAREER TOTALS

Year	Team	GP	GS	T	AT	TOT	Sacks	Yds	Int/Yds	PD	FF	FR
2011	Pittsburgh	14	1	9	2	11	1.0	5.5	0/0	0	0	0
NFL Totals		21	1	11	2	13	1.0	5.5	0/0	0	0	1

MCLENDON'S CAREER TOTALS

POSTSEASON

Year	Team	GP	GS	T	AT	TOT	Sacks	Yds	Int/Yds	PD	FF	FR
2011	Pittsburgh	1	0	4	0	4	0.0	0.0	0/0	0	0	0
NFL Totals		1	0	4	0	4	0.0	0.0	0/0	0	0	0

34 RASHARD MENDENHALL

RB 5-10 225 4 ILLINOIS

9/11 at Baltimore: Started his 30th career game at RB...had a team-high 45 yards rushing, including a long of 23...**9/18 vs. Seattle:** Started at RB...had a game-high 66 yards rushing on 19 carries with one touchdown...added two receptions for 12 yards...has scored at least one rushing touchdown against an NFC opponent in seven consecutive games...**9/25 at Indianapolis:** Made his 19th consecutive start at RB, which is tied for the third-longest active streak by running backs in the NFL...had a team-high 37 yards...moved into 14th place on the Steelers' all-time rushing yards' list...**10/2 at Houston:** Played in his 40th career game and started at RB for the 20th consecutive game...had 25 yards rushing and one touchdown...marked 22nd career rushing touchdown, tying RB Walter Abercrombie for the 10th most in franchise history...**10/9 vs. Tennessee:** Dressed but did not see any action...**10/16 vs. Jacksonville:** Named AFC Offensive Player of the Week for his Week Six performance...started at RB after missing one game due to a hamstring injury...had a season-high 146 yards rushing on 23 carries with one touchdown...the 146 yards marked the fourth-highest single game rushing total of his career (151, 156, 165)...averaged 6.3 yards per carry, which is the highest single-game average for a Steelers runner who carried the ball at least 20 times since 11/9/09 at Denver (Mendenhall averaged 7.0 yards on 22 carries for 155 yards)...totaled 113 rushing yards in the first half, marking the first time he surpassed 100 yards in the first half in his career...marked the first time a Steelers' running back eclipsed 100 rushing yards in the first half of a regular-season game since Willie Parker on 12/7/06 vs. Cleveland (114 yards)...**10/23 at Arizona:** Started at RB...had 13 carries for 32 yards, including a long of 10 yards...added one reception for five yards...**10/30 vs. New England:** Started at RB...had 70 yards rushing on 13 carries...added three receptions for 22 yards...**11/6 vs. Baltimore:** Started at RB...had a game-high 52 yards rushing and one touchdown...now has 24 career rushing touchdowns, which ties RB Willie Parker for eighth-most in franchise history...added one reception for three yards...**11/13 at Cincinnati:** Started at RB...had 44 yards rushing and two touchdowns...marked his fourth multi-touchdown game of his career...is now tied (John Henry Johnson and Barry Foster) for the fifth-most rushing touchdowns in franchise history (26)...passed Frenchy Fuqua (2,942) for 12th place on the Steelers' all-time rushing list (2,956)...added one reception for 26 yards...**11/27 at Kansas City:** Started at RB...had a game-high 57 yards rushing...became just the 12th player in franchise history to surpass 3,000 rushing yards (3,013)...added two receptions for 10 yards...**12/4 vs. Cincinnati:** Made his 40th career start at RB...finished with 60 yards rushing on 16 carries and scored two touchdowns...posted his 27th and 28th career rushing touchdowns to pass John Henry Johnson and Barry Foster (26) for the fifth most in franchise history...marked his sixth career multi-touchdown game...had two touchdowns in the first half for the third time in his career...**12/8 vs. Cleveland:** Started at RB...had a game-high 76 yards rushing...moved into 11th place on the Steelers' all-time rushing yards list (3,149)...**12/19 at San Francisco:** Started at RB and posted a team-high 64 yards on 15 carries (4.3 avg.)...**12/24 vs. St. Louis:** Started at RB...had 116 rushing yards with one touchdown...marked his eighth career 100-yard rushing game during the regular season and second of 2011...recorded a career-long 35-yard reception...now has 3,329 rushing yards, passing Fran Rogel (3,271) for the 10th most rushing yards in Steelers history...**1/1 at Cleveland:** Started at RB...had 38 yards rushing on eight carries before leaving the game with a knee injury...now has 3,367 career rushing yards, passing Walter Abercrombie (3,343) for the ninth-most rushing yards in team history...**1/3:** Was placed on the Reserve/Injured List with a knee injury on January 3, 2012.

MENDENHALL'S GAME-BY-GAME STATISTICS

Date	Opponent	GP	GS	RUSHING					RECEIVING				
				Att	Yds	Avg	Lg	TD	No	Yds	Avg	Lg	TD
9/11	at Baltimore	1	1	12	45	3.8	23	0	0	0	0.0	0	0
9/18	SEATTLE	1	1	19	66	3.5	11	1	2	12	6.0	8	0
9/25	at Indianapolis	1	1	18	37	2.1	15	0	3	9	3.0	5	0
10/2	at Houston	1	1	9	25	2.8	9	1	0	0	0.0	0	0
10/9	TENNESSEE	DID NOT PLAY											
10/16	JACKSONVILLE	1	1	23	146	6.3	68	1	0	0	0.0	0	0
10/23	at Arizona	1	1	13	32	2.5	10	0	1	5	5.0	5	0
10/30	NEW ENGLAND	1	1	13	70	5.4	18	0	3	22	7.3	12	0
11/6	BALTIMORE	1	1	13	52	4.0	10	1	1	3	3.0	3	0
11/13	at Cincinnati	1	1	16	44	2.8	9t	2	1	26	26.0	26	0
11/27	at Kansas City	1	1	17	57	3.4	16	0	2	10	5.0	7	0
12/4	CINCINNATI	1	1	16	60	3.8	15	2	0	0	0.0	0	0
12/8	CLEVELAND	1	1	18	76	4.2	15	0	0	0	0.0	0	0
12/19	at San Francisco	1	1	15	64	4.3	11	0	3	25	8.3	13	0
12/24	ST. LOUIS	1	1	18	116	6.4	52	1	1	35	35.0	35	0
1/1	at Cleveland	1	1	8	38	4.8	8	0	1	7	7.0	7	0
SEASON TOTALS		15	15	228	928	4.1	68	9	18	154	8.6	35	0



2011 Steelers Updated Bios



POSTSEASON

1/8	at Denver													
RESERVE/INJURED LIST														
POSTSEASON TOTALS		0	0	0	0	0.0	0	0	0	0	0.0	0	0	0

MENDENHALL'S CAREER TOTALS

Year	Team	GP	GS	RUSHING					RECEIVING				
				Att	Yds	Avg	Lg	TD	No	Yds	Avg	Lg	TD
2011	Pittsburgh	15	15	228	928	4.1	68	9	18	154	8.6	35	0
NFL Totals		51	44	813	3,367	4.1	68	29	68	599	8.8	35	1

MENDENHALL'S CAREER TOTALS POSTSEASON

Year	Team	GP	GS	RUSHING					RECEIVING				
				Att	Yds	Avg	Lg	TD	No	Yds	Avg	Lg	TD
2011	Pittsburgh								RESERVE/INJURED LIST				
NFL Totals		3	3	61	230	3.8	35	4	4	52	13.0	18	0

69 JAMON MEREDITH

OT 6-5 304 3 SOUTH CAROLINA

9/18 vs. Seattle: Was inactive...signed with the Steelers on September 13, 2011 when RT Willie Colon was placed on the Reserve/Injured List...**9/25 at Indianapolis:** Was inactive...**10/2 at Houston:** Dressed but did not see any action...**10/9 vs. Tennessee:** Saw action on special teams in his first career game with the Steelers...**10/16 vs. Jacksonville:** Saw action on special teams in his second consecutive game...**10/23 at Arizona:** Saw action on the offensive line and on special teams in his third straight game...**10/30 vs. New England:** Saw action on the offensive line and on special teams...**11/6 vs. Baltimore:** Was inactive...**11/13 at Cincinnati:** Was inactive...**11/27 at Kansas City:** Was inactive...**12/4 vs. Cincinnati:** Was inactive...**12/8 vs. Cleveland:** Was inactive...**12/19 at San Francisco:** Was inactive...**12/24 vs. St. Louis:** Was inactive...**1/1 at Cleveland:** Was inactive...**AFC Wild Card 1/8 at Denver:** Was inactive.

MEREDITH'S CAREER TOTALS

Year	Team	GP	GS
2011	Pittsburgh	4	0
NFL Totals		17	4

MEREDITH'S CAREER POSTSEASON TOTALS

Year	Team	GP	GS
2011	Pittsburgh	0	0
NFL Totals		0	0

83 HEATH MILLER

TE 6-5 256 7 VIRGINIA

9/11 at Baltimore: Started his 92nd career game at TE...had three receptions for 42 yards, including a long of 16...helped block for a Steelers' offense to gain 312 total yards...**9/18 vs. Seattle:** Started at TE...had one reception for 16 yards...helped block for the Steelers' offense to gain 421 yards...**9/25 at Indianapolis:** Started at TE...had five receptions for 71 yards...helped block for the Steelers' offense to gain 408 total yards...**10/2 at Houston:** Started at TE for the 95th time in his career...had three receptions for 15 yards...helped block for Steelers' rushers to gain 118 yards on the ground...**10/9 vs. Tennessee:** Started at TE...had three receptions for 46 yards...hauled in an eight-yard touchdown, marking his 30th career receiving touchdown...became only the eighth Steelers' player to record at least 30 touchdown receptions in their career...surpassed 300 career receptions, becoming the seventh player, and only second tight end (Elbie Nickel, 329) in franchise history to reach 300 career receptions...now ranks seventh in Steelers' history in receptions...moved into 12th place on the Steelers' all-time receiving yards list (3,423), passing Charles Johnson (3,400)... **10/16 vs. Jacksonville:** Started at TE...had a team-high four receptions for 27 yards...helped block for Steelers' rushers to gain 185 yards on the ground, including RB Rashard Mendenhall's 146 yards and one touchdown...**10/23 at Arizona:** Started at TE...had four receptions for 59 yards with one touchdown...hauled in a 12-yard touchdown reception in the first quarter, giving him 31 for his career...moved into sixth place in franchise history for receptions (309)...added his first career rush for six yards...**10/30 vs. New England:** Played in his 100th career game, starting at TE...led the team with 85 yards on seven receptions...tied a first-half career-high with six receptions and set a first-half career-high with 76 yards...tied TE Eric Green for the most receptions by a Steelers' TE in the first half, dating back to 1991...**11/6 vs. Baltimore:** Made his 100th career start at TE...had five receptions for 73 yards, passing Yancey Thigpen (3,651) for 11th place on the Steelers' all-time receiving yards list...now has 3,667 career receiving yards, trailing Roy Jefferson (3,671) by four yards for 10th place...**11/13 at Cincinnati:** Started at TE...had three receptions for 31 yards...passed Roy Jefferson (3,671) for 10th place on the Steelers' all-time receiving yards list (3,698)...**11/27 at Kansas City:** Started at TE...had one reception for 20 yards...**12/4 vs. Cincinnati:** Started at TE...posted two receptions for 12 yards...**12/8 vs. Cleveland:** Started at TE...had two receptions for 11 yards...**12/19 at San Francisco:** Started at TE...became the team's all-time leader in receptions for a TE by finishing with five catches for 82 yards...surpassed Elbie Nickel (329 receptions) on the team's all-time list...his 334 catches moved him into fifth place on the team's all-time list for receptions by a TE or WR...**12/24 vs. St. Louis:** Started at TE...had one reception for 18 yards...now has 3,841 career receiving yards, passing Santonio Holmes (3,825) for ninth place on the Steelers all-time receiving yards list...**1/1 at Cleveland:** Started at TE...had two receptions for 23 yards...now has 337 career receptions, passing Lynn Swann (336) for the fourth-most receptions in team history...**AFC Wild Card 1/8 at Denver:** Started at TE...had five receptions for 60 yards.



2011 Steelers Updated Bios



MILLER'S GAME-BY-GAME STATISTICS

RECEIVING								
Date	Opponent	GP	GS	Rec	Yds	Avg	Lg	TD
9/11	at Baltimore	1	1	3	42	14.0	16	0
9/18	SEATTLE	1	1	1	16	16.0	16	0
9/25	at Indianapolis	1	1	5	71	14.2	30	0
10/2	at Houston	1	1	3	15	5.0	7	0
10/9	TENNESSEE	1	1	3	46	15.3	20	1
10/16	JACKSONVILLE	1	1	4	27	6.8	13	0
10/23	at Arizona	1	1	4	59	14.8	21	1
10/30	NEW ENGLAND	1	1	7	85	12.1	19	0
11/6	BALTIMORE	1	1	5	73	14.6	30	0
11/13	at Cincinnati	1	1	3	31	10.3	18	0
11/27	at Kansas City	1	1	1	20	20.0	20	0
12/4	CINCINNATI	1	1	2	12	6.0	7	0
12/8	CLEVELAND	1	1	2	11	5.5	7	0
12/19	at San Francisco	1	1	5	82	16.4	39	0
12/24	ST. LOUIS	1	1	1	18	18.0	18	0
1/1	at Cleveland	1	1	2	23	11.5	12	0
SEASON TOTALS		16	16	51	631	12.4	39	2

POSTSEASON

1/8	at Denver	1	1	5	60	12.0	33	0
POSTSEASON TOTALS		1	1	5	60	12.0	33	0

MILLER'S CAREER TOTALS

RECEIVING								
Year	Team	GP	GS	Rec	Yds	Avg	Lg	TD
2011	Pittsburgh	16	16	51	631	12.4	39	2
NFL Totals		108	107	337	3,864	11.5	87t	31

Career Special Teams Tackles (1): 1 in '08.

Additional Statistic: Has one career rush for six yards, 10/23/11 at Arizona.

MILLER'S CAREER TOTALS

POSTSEASON								
Year	Team	GP	GS	Rec	Yds	Avg	Lg	TD
2011	Pittsburgh	1	1	5	60	12.0	33	0
NFL Totals		12	12	40	497	12.4	36	4

21 MEWELDE MOORE

RB 5-11 209 8 TULANE

9/11 at Baltimore: Saw action at RB and on special teams...had two receptions for 30 yards...**9/18 vs. Seattle:** Played in his 50th career game as a Steeler, seeing action at RB and on special teams...had one reception for nine yards...**9/25 at Indianapolis:** Saw action at RB and on special teams...had two rushes for nine yards...added one reception for 22 yards...**10/2 at Houston:** Played in his 115th career game, seeing action at RB and on special teams...had four carries for 34 yards, including a long of 15 yards...marked his highest single-game rushing performance since the 2008 season...**10/9 vs. Tennessee:** Was inactive due to an ankle injury...**10/16 vs. Jacksonville:** Was inactive due to an ankle injury...**10/23 at Arizona:** Saw action at RB and on special teams after missing the past two games with an ankle injury...had six rushes for 26 yards...**10/30 vs. New England:** Saw action at RB and on special teams...had one rush for 16 yards...added two passes for 29 yards, including a five-yard touchdown reception on the Steelers' opening drive...**11/6 vs. Baltimore:** Saw action at RB and on special teams in his 55th game as a Steeler...**11/13 at Cincinnati:** Saw action at RB and on special teams...**11/27 at Kansas City:** Saw action at RB and on special teams in his 110th career game...had 16 yards rushing and nine yards receiving...**12/4 vs. Cincinnati:** Saw action at RB and had one rush for 13 yards...added one special teams tackle...**12/8 vs. Cleveland:** Saw action at RB...had three rushes for 15 yards...**12/19 at San Francisco:** Saw action at RB before leaving with a knee injury in the fourth quarter...had one rush for a season-high 21 yards...**12/24 vs. St. Louis:** Was inactive due to a knee injury...**1/1 at Cleveland:** Was inactive due to a knee injury...**AFC Wild Card 1/8 at Denver:** Was inactive due to a knee injury.

MOORE'S GAME-BY-GAME STATISTICS

RUSHING									RECEIVING				
Date	Opponent	GP	GS	Att	Yds	Avg	Lg	TD	No	Yds	Avg	Lg	TD
9/11	at Baltimore	1	0	0	0	0.0	0	0	2	30	15.0	22	0
9/18	SEATTLE	1	0	0	0	0.0	0	0	1	9	9.0	9	0
9/25	at Indianapolis	1	0	2	9	4.5	5	0	1	22	22.0	22	0
10/2	at Houston	1	0	4	34	8.5	15	0	0	0	0.0	0	0
10/9	TENNESSEE												
10/16	JACKSONVILLE												
10/23	at Arizona	1	0	6	26	4.3	9	0	0	0	0.0	0	0



2011 Steelers Updated Bios



10/30	NEW ENGLAND	1	0	1	16	16.0	16	0	2	29	14.5	24	1
11/6	BALTIMORE	1	0	0	0	0.0	0	0	0	0	0.0	0	0
11/13	at Cincinnati	1	0	2	7	3.5	5	0	0	0	0.0	0	0
11/27	at Kansas City	1	0	2	16	8.0	10	0	3	9	3.0	7	0
12/4	CINCINNATI	1	0	1	13	13.0	13	0	0	0	0.0	0	0
12/8	CLEVELAND	1	0	3	15	5.0	8	0	0	0	0.0	0	0
12/19	at San Francisco	1	0	1	21	21.0	21	0	2	5	2.5	7	0
12/24	ST. LOUIS												
1/1	at Cleveland												
SEASON TOTALS		12	0	22	157	7.1	21	0	11	104	9.5	24	1

POSTSEASON

1/8	at Denver												
POSTSEASON TOTALS		0	0	0	0	0.0	0	0	0	0	0.0	0	0

MOORE'S CAREER TOTALS

Year	Team	RUSHING							RECEIVING				
		GP	GS	Att	Yds	Avg	Lg	TD	No	Yds	Avg	Lg	TD
2011	Pittsburgh	12	0	22	157	7.1	21	0	11	104	9.5	24	1
NFL Totals		113	15	494	2,247	4.5	33	6	214	1,875	8.7	50	7
Steelers Totals		59	4	230	962	4.2	32	5	98	782	8.0	29	4

Career Special Teams Tackles (1): 1 in '11.

MOORE'S CAREER TOTALS

Year	Team	RUSHING							RECEIVING				
		GP	GS	Att	Yds	Avg	Lg	TD	No	Yds	Avg	Lg	TD
2011	Pittsburgh	0	0	0	0	0.0	0	0	0	0	0.0	0	0
NFL Totals		8	0	12	47	3.9	7	0	7	54	7.7	12	0
Steelers Totals		6	0	11	47	4.3	7	0	5	34	6.8	9	0

29 RYAN MUNDY

S 6-1 209 3 WEST VIRGINIA

9/11 at Baltimore: Saw action on special teams...**9/18 vs. Seattle:** Saw action on special teams...**9/25 at Indianapolis:** Saw action on special teams...had two special teams tackles...**10/2 at Houston:** Saw action in the secondary and on special teams...had one special teams tackle...**10/9 vs. Tennessee:** Saw action in the secondary and on special teams...had one tackle...caught a 33-yard pass from P Daniel Sepulveda on a fake punt, which was his first career reception...**10/16 vs. Jacksonville:** Saw action in the secondary and on special teams...had five tackles...added one special teams tackle...**10/23 at Arizona:** Saw action in the secondary and on special teams...had one tackle...had three special teams tackles...**11/6 vs. Baltimore:** Saw action in the secondary and on special teams...had one pass breakup and one special teams tackle...**11/13 at Cincinnati:** Saw action in the secondary and on special teams...**11/27 at Kansas City:** Saw action at SS in place of injured SS Troy Polamalu...had a career-high 11 tackles...recorded his first career interception...added one pass breakup...was part of a defense that held the Chiefs to 167 passing yards...added one special teams tackle...**12/4 vs. Cincinnati:** Saw action at SS and on special teams...**12/8 vs. Cleveland:** Saw action on special teams...**12/19 at San Francisco:** Saw action on defense and special teams...**12/24 vs. St. Louis:** Saw action in the secondary and on special teams...had three tackles...added three special teams tackles...**1/1 at Cleveland:** Had one special teams tackle...**AFC Wild Card 1/8 at Denver:** Made his first career postseason start at FS in place of Ryan Clark...tied for the team-high with seven tackles and forced two fumbles, which were the first two forced fumbles of his career in either the regular season or postseason...added one special teams tackle.

MUNDY'S GAME-BY-GAME STATISTICS

Date	Opponent	GP	GS	T	AT	TOT	Sacks	Yds	Int/Yds	PD	FF	FR
9/11	at Baltimore	1	0	0	0	0	0.0	0.0	0/0	0	0	0
9/18	SEATTLE	1	0	0	0	0	0.0	0.0	0/0	0	0	0
9/25	at Indianapolis	1	0	0	0	0	0.0	0.0	0/0	0	0	0
10/2	at Houston	1	0	0	0	0	0.0	0.0	0/0	0	0	0
10/9	TENNESSEE	1	0	1	0	1	0.0	0.0	0/0	0	0	0
10/16	JACKSONVILLE	1	0	4	1	5	0.0	0.0	0/0	0	0	0
10/23	at Arizona	1	0	1	0	1	0.0	0.0	0/0	0	0	0
10/30	NEW ENGLAND	1	0	0	1	1	0.0	0.0	0/0	0	0	0
11/6	BALTIMORE	1	0	0	0	0	0.0	0.0	0/0	1	0	0
11/13	at Cincinnati	1	0	0	0	0	0.0	0.0	0/0	0	0	0
11/27	at Kansas City	1	0	9	2	11	0.0	0.0	1/5	1	0	0
12/4	CINCINNATI	1	0	0	0	0	0.0	0.0	0/0	0	0	0
12/8	CLEVELAND	1	0	0	0	0	0.0	0.0	0/0	0	0	0
12/19	at San Francisco	1	0	0	0	0	0.0	0.0	0/0	1	0	0



2011 Steelers Updated Bios



12/24	ST. LOUIS	1	0	2	1	3	0.0	0.0	0/0	0	0	0
1/1	at Cleveland	1	0	0	0	0	0.0	0.0	0/0	0	0	0
SEASON TOTALS		16	0	17	5	22	0.0	0.0	1/5	3	0	0

POSTSEASON

1/8	at Denver	1	1	4	3	7	0.0	0.0	0/0	0	2	0
POSTSEASON TOTALS		1	1	4	3	7	0.0	0.0	0/0	0	2	0

MUNDY'S CAREER TOTALS

Year	Team	GP	GS	T	AT	TOT	Sacks	Yds	Int/Yds	PD	FF	FR
2011	Pittsburgh	16	0	17	5	22	0.0	0.0	1/5	3	0	0
NFL Totals		48	2	41	11	52	0.0	0.0	1/5	7	0	0

Career Special Teams Tackles (47): 19 in '09, 15 in '10 and 13 in '11.

Additional Statistics: Has one reception, a 33-yarder from P Daniel Sepulveda vs. Tennessee on 10/9/11.

MUNDY'S CAREER TOTALS

POSTSEASON

Year	Team	GP	GS	T	AT	TOT	Sacks	Yds	Int/Yds	PD	FF	FR
2011	Pittsburgh	1	1	4	3	7	0.0	0.0	0/0	0	2	0
NFL Totals		4	1	5	3	8	0.0	0.0	0/0	0	2	0

Career Postseason Special Teams Tackles (4): 3 in '10, and 1 in '11.

43 TROY POLAMALU

S 5-10 207 9 SOUTHERN CALIFORNIA

9/11 at Baltimore: Started at SS...had four tackles...**9/18 vs. Seattle:** Started at SS...had a team-high nine tackles and one pass breakup...recorded his first sack of the season and ninth of his career...was part of a defense that held the Seahawks to 159 yards passing...**9/25 at Indianapolis:** Started at SS...had six tackles and two pass breakups...returned a fumble that was forced by LB James Harrison 16 yards for a touchdown...it marked his fifth career fumble recovery...was part of a defense that held the Colts to 153 yards passing...**10/2 at Houston:** Made his 95th career start at SS...had a team-high 10 tackles...was part of a defense that held the Texans to 138 passing yards...**10/9 vs. Tennessee:** Started at SS...had eight tackles and three pass breakups...surpassed 600 tackles for his career...**10/16 vs. Jacksonville:** Started at SS...had four tackles and one QB pressure...was part of a defense that held the Jaguars to 109 yards passing...**10/23 at Arizona:** Started at SS...had three tackles...**10/30 vs. New England:** Started at SS...had four tackles...was part of a defense that held the Patriots to 198 yards passing...**11/6 vs. Baltimore:** Made his 100th career start at SS...had five tackles...**11/13 at Cincinnati:** Started at SS...had a team-high 10 tackles and one pass breakup...was part of a defense that held the Bengals to 170 yards passing...**11/27 at Kansas City:** Started at SS...had two tackles...left the game in the first quarter with concussion-like symptoms and did not return...**12/4 vs. Cincinnati:** Started at SS...finished with four tackles and one pass breakup...**12/8 vs. Cleveland:** Played in his 120th career game, starting at SS...had seven tackles...recorded an interception early in the second quarter and returned it 33 yards...it was his sixth career interception versus the Browns, the most against any opponent...now has 28 career interceptions, which ties him with Jack Lambert for the ninth-most in franchise history...**12/19 at San Francisco:** Started at SS and finished with a team-best seven tackles...**12/24 vs. St. Louis:** Started at SS...had five tackles and two pass breakups...**1/1 at Cleveland:** Started at SS...had two tackles and three pass breakups...recorded his 29th career interception, passing Jack Lambert (28) for the ninth most in franchise history...**AFC Wild Card 1/8 at Denver:** Started at SS...tied a team-high with seven tackles...added one pass breakup.

POLAMALU'S GAME-BY-GAME STATISTICS

Date	Opponent	GP	GS	T	AT	TOT	Sacks	Yds	Int/Yds	PD	FF	FR
9/11	at Baltimore	1	1	2	2	4	0.0	0.0	0/0	0	0	0
9/18	SEATTLE	1	1	7	2	9	1.0	0.0	0/0	1	0	0
9/25	at Indianapolis	1	1	3	3	6	0.0	0.0	0/0	2	0	1
10/2	at Houston	1	1	9	1	10	0.0	0.0	0/0	0	0	0
10/9	TENNESSEE	1	1	8	0	8	0.0	0.0	0/0	3	0	0
10/16	JACKSONVILLE	1	1	4	0	4	0.0	0.0	0/0	0	0	0
10/23	at Arizona	1	1	1	2	3	0.0	0.0	0/0	0	0	0
10/30	NEW ENGLAND	1	1	4	0	4	0.0	0.0	0/0	0	0	0
11/6	BALTIMORE	1	1	5	0	5	0.0	0.0	0/0	0	0	0
11/13	at Cincinnati	1	1	7	3	10	0.0	0.0	0/0	1	0	0
11/27	at Kansas City	1	1	2	0	2	0.0	0.0	0/0	0	0	0
12/4	CINCINNATI	1	1	4	0	4	0.0	0.0	0/0	1	0	0
12/8	CLEVELAND	1	1	6	1	7	0.0	0.0	1/33	0	0	0
12/19	at San Francisco	1	1	7	0	7	0.0	0.0	0/0	0	0	0
12/24	ST. LOUIS	1	1	4	1	5	0.0	0.0	0/0	2	0	0
1/1	at Cleveland	1	1	2	0	2	0.0	0.0	1/0	3	0	0
SEASON TOTALS		16	16	75	15	90	1.0	0.0	2/33	13	0	1



2011 Steelers Updated Bios



POSTSEASON

1/8	at Denver	1	1	5	2	7	0.0	0.0	0/0	1	0	0
POSTSEASON TOTALS		1	1	5	2	7	0.0	0.0	0/0	1	0	0

POLAMALU'S CAREER TOTALS

Year	Team	GP	GS	T	AT	TOT	Sacks	Yds	Int/Yds	PD	FF	FR
2011	Pittsburgh	16	16	75	15	90	1.0	0.0	2/33	13	0	1
NFL Totals		123	107	515	141	656	9.0	65.0	29/361	79	7	5

Career Special Teams Tackles (29): 25 in '03 and 4 in '04.

Additional Statistics: Has returned two fumbles for touchdowns, one at Green Bay on 11/6/05 and one at Indianapolis on 9/25/11.

Has two interception returns for touchdowns, one vs. Cincinnati on 10/3/04 and one vs. Cincinnati on 12/12/10.

Has one career forced fumble on special teams, which took place on 10/31/04 vs. New England.

POLAMALU'S CAREER TOTALS

POSTSEASON

Year	Team	GP	GS	T	AT	TOT	Sacks	Yds	Int/Yds	PD	FF	FR
2011	Pittsburgh	1	1	5	2	7	0.0	0.0	0/0	1	0	0
NFL Totals		14	14	45	30	75	0.5	2.5	3/58	7	0	0

53 MAURKICE POUNCEY

C 6-4 304 2 FLORIDA

9/11 at Baltimore: Made his 17th consecutive regular-season start at C, which is the longest current streak on the offensive line...helped block for a Steelers' offense to gain 312 total yards and for QB Ben Roethlisberger to throw for a game-high 280 yards...**9/18 vs. Seattle:** Started at C...helped block for the Steelers' offense to gain 421 total yards and for Roethlisberger to throw for 298 yards and one touchdown...**9/25 at Indianapolis:** Started at C...helped block for the Steelers' offense to gain 408 total yards and for Roethlisberger to throw for 364 yards and one touchdown...**10/2 at Houston:** Started at C for the 20th consecutive game...helped block for Steelers' rushers to gain 118 yards on the ground and for Roethlisberger to throw for 206 yards...**10/9 vs. Tennessee:** Started at C...helped block for Steelers' rushers to gain 174 yards on the ground and for Roethlisberger to throw for five touchdowns...**10/16 vs. Jacksonville:** Started at C...helped block for Steelers' rushers to gain 185 yards, including RB Rashard Mendenhall's 146 yards and one touchdown, and for Roethlisberger to throw for 200 yards and one touchdown...**10/23 at Arizona:** Started at C...helped block for the Steelers' offense to gain 445 total yards and for Roethlisberger to throw for 361 yards and three touchdowns...**10/30 vs. New England:** Started at C...helped block for the Steelers' offense to gain 427 total yards and for Roethlisberger to throw for a season-high 365 yards and two touchdowns...**11/6 vs. Baltimore:** Started his 25th consecutive game at C...helped block for the Steelers' offense to gain 392 total yards and for Roethlisberger to throw for 330 yards and one touchdown...**11/13 at Cincinnati:** Started at C...helped block for the Steelers' offense to gain 328 total yards and for Roethlisberger to throw for 245 yards and one touchdown...**11/27 at Kansas City:** Started at C...left the game in the second quarter with an illness and did not return...**12/4 vs. Cincinnati:** Started at C...helped the Steelers rush for 136 yards on 33 carries (4.1 avg.)...**12/8 vs. Cleveland:** Started at C...left the game in the second quarter with an ankle injury and did not return...**12/19 at San Francisco:** Was inactive due to an ankle injury, snapping a streak of 29 consecutive regular-season starts at C...**12/24 vs. St. Louis:** Was inactive due to an ankle injury...**1/1 at Cleveland:** Started at C after missing two games due to an ankle injury...helped block for the Steelers' offense to gain 360 total yards...**AFC Wild Card 1/8 at Denver:** Was inactive due to an ankle injury.

POUNCEY'S CAREER TOTALS

Year	Team	GP	GS
2011	Pittsburgh	14	14
NFL Totals		30	30

POUNCEY'S CAREER TOTALS

Year	Team	GP	GS
2011	Pittsburgh	0	0
NFL Totals		2	2

33 ISAAC REDMAN

RB 6-0 230 2 BOWIE STATE

9/11 at Baltimore: Saw action at RB and on special teams...had three rushes for 12 yards...**9/18 vs. Seattle:** Saw action at RB and on special teams...had 10 carries for 49 yards and one touchdown...recorded a game-long 20-yard touchdown run to put the Steelers up 14-0 in the second quarter...marked his first rushing touchdown of his career...added one reception for six yards...**9/25 at Indianapolis:** Saw action at RB and on special teams...had three rushes for six yards...**10/2 at Houston:** Played in his 20th consecutive game at RB and on special teams...recorded a team-high 40 yards rushing, with a long of 18 yards...marked the third-highest regular-season rushing performance of his career (43 vs. Carolina on 12/23/10, 49 vs. Seattle 9/18/11)...added a 12-yard reception and an 18-yard kickoff return...**10/9 vs. Tennessee:** Made his first career start at RB...had 49 yards rushing on a career-high 15 carries...added three receptions for 12 yards...left the game in the fourth quarter with leg cramps and did not return...**10/16 vs. Jacksonville:** Saw action at RB and on special teams...had four carries for 22 yards...added one reception for two yards...**10/23 at Arizona:** Saw action at RB and on special teams...had six rushes for 26 yards...added three receptions for 10 yards...**10/30 vs. New England:** Saw action at RB and on special teams...had seven rushes for 11 yards...added one reception for five yards...**11/6/ vs. Baltimore:** Saw action at RB and on special teams...had three rushes for two yards...added one reception for eight yards...**11/13 at Cincinnati:** Saw action at RB...had seven rushes for 25 yards...had one reception for minus-eight yards...added one special teams tackle...**11/27 at Kansas City:** Saw action at RB and on special teams...had 22 yards rushing



2011 Steelers Updated Bios



and eight yards receiving...**12/4 vs. Cincinnati:** Saw action at RB and on special teams...finished with a career-high 51 yards on eight carries (6.4 avg.), including a career-best 27-yarder in the third quarter...added one special teams tackle...**12/8 vs. Cleveland:** Saw action at RB in his 30th career game...had 35 rushing yards on six carries...**12/19 at San Francisco:** Saw action at RB...**12/24 vs. St. Louis:** Saw action at RB...had 35 rushing yards with one touchdown, the second of his career...**1/1 at Cleveland:** Saw increased action at RB due to RB Rashard Mendenhall's injury...recorded a career-high 92 rushing yards and one touchdown...**AFC Wild Card 1/8 at Denver:** Made his first postseason start at RB...had a game-high 121 yards on 17 carries for his first 100-yard rushing performance in the regular or postseason...became just the fourth undrafted running back to rush for more than 100 yards in a postseason game...added a 32-yard run, marking the longest run of his career in the regular or postseason.

REDMAN'S GAME-BY-GAME STATISTICS

Date	Opponent	GP	GS	RUSHING					RECEIVING				
				Att	Yds	Avg	Lg	TD	No	Yds	Avg	Lg	TD
9/11	at Baltimore	1	0	3	12	4.0	7	0	0	0	0.0	0	0
9/18	SEATTLE	1	0	10	49	4.9	20t	1	1	6	6.0	6	0
9/25	at Indianapolis	1	0	3	6	2.0	3	0	0	0	0.0	0	0
10/2	at Houston	1	0	6	40	6.7	18	0	1	12	12.0	12	0
10/9	TENNESSEE	1	1	15	49	3.3	12	0	3	12	4.0	8	0
10/16	JACKSONVILLE	1	0	4	22	5.5	11	0	1	2	2.0	2	0
10/23	at Arizona	1	0	6	29	4.8	14	0	3	10	3.3	10	0
10/30	NEW ENGLAND	1	0	7	11	1.6	5	0	1	5	5.0	5	0
11/6	BALTIMORE	1	0	3	2	0.7	4	0	1	8	8.0	8	0
11/13	at Cincinnati	1	0	7	25	3.6	11	0	1	-8	-8.0	-8	0
11/27	at Kansas City	1	0	3	22	7.3	14	0	2	8	4.0	6	0
12/4	CINCINNATI	1	0	8	51	6.4	27	0	0	0	0.0	0	0
12/8	CLEVELAND	1	0	6	35	5.8	11	0	0	0	0.0	0	0
12/19	at San Francisco	1	0	2	-1	-0.5	0	0	0	0	0.0	0	0
12/24	ST. LOUIS	1	0	8	35	4.4	10	1	1	5	5.0	5	0
1/1	at Cleveland	1	0	19	92	4.8	22	1	3	18	6.0	9	0
SEASON TOTALS		16	1	110	479	4.4	27	3	18	78	4.3	12	0

POSTSEASON

1/8	at Denver	1	1	17	121	7.1	32	0	2	21	10.5	12	0
POSTSEASON TOTALS		1	1	17	121	7.1	32	0	2	21	10.5	12	0

REDMAN'S CAREER TOTALS

Year	Team	GP	GS	RUSHING					RECEIVING				
				Att	Yds	Avg	Lg	TD	No	Yds	Avg	Lg	TD
2011	Pittsburgh	16	1	110	479	4.4	27	3	18	78	4.3	12	0
NFL Totals		33	1	162	726	4.5	27	3	27	150	5.6	16t	2

Career Special Teams Tackles (3): 1 in '10 and 2 in '11.

Additional Statistics: Has five kickoff returns for 99 yards (19.8 avg.), with a long of 21 yards in the regular season.

REDMAN'S CAREER TOTALS POSTSEASON

Year	Team	GP	GS	RUSHING					RECEIVING				
				Att	Yds	Avg	Lg	TD	No	Yds	Avg	Lg	TD
2011	Pittsburgh	1	1	17	121	7.1	32	0	2	21	10.5	12	0
NFL Totals		4	1	24	171	7.1	32	0	2	21	10.5	12	0

Additional Statistics: Has one kickoff return for 12 yards in the postseason.

7 BEN ROETHLISBERGER

QB 6-5 241 8 MIAMI (OH)

9/11 at Baltimore: Played in his 100th career game at QB...finished the game 22-of-41 for 280 yards, with one touchdown and three interceptions...threw an 11-yard touchdown pass to WR Emmanuel Sanders in the second quarter...added one rush for nine yards...**9/18 vs. Seattle:** Started his 100th career game at QB...finished 22-of-30 for a game-high 298 yards and one touchdown...recorded his 70th career win, which currently ranks eighth among active quarterbacks...improved to 5-0 in home openers...**9/25 at Indianapolis:** Started at QB...completed 25-of-37 pass attempts for 364 yards with one touchdown and one interception...recorded his 16th regular-season 300-yard passing game of his career...the 364 yards marked the seventh-most passing yards in a single game for his career...led the team on a 10-play, 60-yard drive to set up K Shaun Suisham's game-winning 38-yard field goal...it marked the 24th game-winning/overtime drive of his career in the regular season...set a career-high with 171 yards passing in the first quarter...the 171 yards were the most passing yards by any Steelers' QB since 1991...added 15 rushing yards...**10/2 at Houston:** Started his 16th consecutive game at QB...completed 16-of-30 passes for 206 yards with one interception...added two rushes for 11 yards...**10/9 vs. Tennessee:** Named AFC Offensive Player of the Week for the seventh time in his career...started at QB...finished 24-of-34 for 228 yards with five touchdown passes and one interception...marked the second time in his career that he threw five touchdowns in a game (11/5/07 vs. Baltimore)...surpassed 150 touchdown passes,



2011 Steelers Updated Bios



becoming only the second quarterback in Steelers' history (Terry Bradshaw) to throw 150 touchdown passes...recorded his 43rd career regular-season contest with a QB rating of at least 100.0 (116.2)...connected with WR Mike Wallace on a 40-yard score, extending their franchise record to 10 career passing TDs of 40+ yards...**10/16 vs. Jacksonville:** Started at QB...finished 12-of-23 for 200 yards with one touchdown...extended his career-best streak to 14 straight games with at least 200 yards passing...marked only the second time in his career that he opened the season by throwing for 200 or more yards in each of the first six games (2009)...added three rushes for nine yards...**10/23 at Arizona:** Started at QB...finished 26-of-39 for 361 yards, with three touchdowns and a passer rating of 121.8...marked 44th career regular-season game with a passer rating of 100+...completed a 95-yard touchdown pass to Wallace, marking the longest pass play in Steelers' history and the second-longest offensive play from scrimmage in team history...has connected with Wallace for a franchise record 11 touchdown passes of 40-plus yards...threw three touchdown passes for the 20th time in his career...recorded his 17th career 300-yard passing game in the regular season...has now passed for 200+ yards for 15 straight games, extending his career-best streak...registered at least 200 yards passing in each of the first seven games of the season for the first time in his career...reached 3,000 pass attempts for his career, becoming only the second quarterback in team history to do so (Bradshaw 3,901)...**10/3 vs. New England:** Named AFC Offensive Player of the Week for the second time this season and eighth time in his career...named FedEx Air & Ground Player of the Week...started at QB...finished 36-of-50 for 365 yards with two touchdowns and one interception...recorded his 18th career 300-yard passing game in the regular season...his 36 completions were the second most of his career (38, 11/5/06 vs. Denver) and his 50 attempts were the second most of his career (54, 11/5/06 vs. Denver)...totaled 30+ completions for the sixth time in his career...improved to 22-7 as a starting quarterback in the month of October...is now 75-31 as a starter, becoming the second quarterback in team history (Terry Bradshaw, 111) to reach 75 career regular-season wins...was 9-of-12 on third downs for 104 yards and two touchdowns...set career highs with 23 completions and 32 attempts in the first half...has now thrown for at least 200 yards in a career-best 16 straight regular-season games...**11/6 vs. Baltimore:** Started at QB...finished 20-of-37 for 330 yards with one touchdown and one interception...recorded his 19th 300-yard passing game of his career and fourth of 2011 (364 at Ind. 9/25/11, 361 at Ariz. 10/23/11, 365 vs. NE 10/30/11)...became the first QB in franchise history to throw for more than 300 yards in three consecutive games...extended his streak of consecutive regular-season games with at least 200 yards passing to a career-best 17...reached 25,000 passing yards in 3,109 passes, which is the second-fastest in NFL history (Kurt Warner 3,076)...added three rushes for 13 yards...**11/13 at Cincinnati:** Started at QB...finished 21-of-33 for 245 yards with one touchdown and one interception...marked a career-best 18th straight regular-season game that he has throw for at least 200 yards in the air...has thrown for at least 200 yards in each game this season...improved to 30-9 against AFC North opponents in the regular season...**11/27 at Kansas City:** Played in his 110th career game, starting at QB...finished 21-of-31 for 193 yards with one touchdown and one interception...improved to 21-8 as a starter in primetime games during the regular season, including an 8-5 record in Sunday night games...has thrown at least one touchdown in seven consecutive games...added four rushes for eight yards...**12/4 vs. Cincinnati:** Started at QB...finished 15-of-23 for 176 yards with two touchdowns (117.3 passer rating)...reached 2,026 career completions to pass Terry Bradshaw (2,025) for the most in franchise history...posted his fourth 100+ passer rating of the second and 45th of his career...surpassed 250 completions on the season, extending his franchise record of seasons with 250+ completions to five (2006-09, 11)...**12/8 vs. Cleveland:** Started at QB...finished 16-of-21 for 280 yards with two touchdowns and one interception...recorded a passer rating of 129.6, his highest since 1/2/11 at Cleveland (141.3)...marked the ninth consecutive game he has thrown at least two touchdowns, including 12 of 13 games this s3eason...improved to 13-1 against the Browns...now has 3,526 passing yards, which is the third-highest in franchise history for a single season...**12/19 at San Francisco:** Started at QB and finished with 330 yards passing, his fifth 300-yard passing game of the season...**12/24 vs. St. Louis:** Dressed but did not play...**1/1 at Cleveland:** Started at QB...finished 23-of-40 for 221 yards...won his 80th career game...became just the fourth quarterback who began their career in the Super Bowl era to reach 80 wins in 113 or fewer starts...improved to 14-1 against Cleveland...recorded his second career 4,000+ yard season...**AFC Wild Card 1/8 at Denver:** Totaled 289 yards on 22-of-40 passing with one touchdown and one interceptions...recorded the second-most passing yards in his postseason career (337 vs. Jacksonville, 1/5/08)...became the second player in franchise history and 13th in NFL history to throw for at least 3,000 yards in the postseason.

ROETHLISBERGER'S GAME-BY-GAME STATISTICS

Date	Opponent	GP	GS	Att	Cmp	Pct	Yds	Yds/		Int	Lg	Sk	Yds		
								Att	TD				Lst	Rtg	
9/11	at Baltimore	1	1	41	22	53.7	280	6.8	1	3	31	4	34	52.9	
9/18	SEATTLE	1	1	30	22	73.3	298	9.9	1	0	53	2	16	115.7	
9/25	at Indianapolis	1	1	37	25	67.6	364	9.8	1	1	81t	3	23	97.1	
10/2	at Houston	1	1	30	16	53.3	206	6.9	0	1	40	5	28	61.3	
10/9	TENNESSEE	1	1	34	24	70.6	228	6.7	5	1	40t	1	4	116.2	
10/16	JACKSONVILLE	1	1	23	12	52.2	200	8.7	1	0	48	3	15	96.3	
10/23	at Arizona	1	1	39	26	66.7	361	9.3	3	0	95t	2	7	121.8	
10/30	NEW ENGLAND	1	1	50	36	72.0	365	7.3	2	1	26	5	36	97.5	
11/6	BALTIMORE	1	1	37	20	54.1	330	8.9	1	1	32	1	8	82.0	
11/13	at Cincinnati	1	1	33	21	63.6	245	7.4	1	1	26	5	22	83.5	
11/27	at Kansas City	1	1	31	21	67.7	193	6.2	1	1	34	1	11	81.8	
12/4	CINCINNATI	1	1	23	15	65.2	176	7.7	2	0	45	2	13	117.3	
12/8	CLEVELAND	1	1	21	16	76.2	280	13.3	2	1	79t	1	5	129.6	
12/19	at San Francisco	1	1	44	25	56.8	330	7.5	0	3	39	3	25	52.3	
12/24	ST. LOUIS	DID NOT PLAY													
1/1	at Cleveland	1	1	40	23	57.5	221	5.5	0	0	40	2	22	73.0	
SEASON TOTALS		15	15	513	324	63.2	4,077	8.0	21	14	95t	40	269	90.1	

POSTSEASON

1/8	at Denver	1	1	40	22	55.0	289	7.2	1	1	33	5	45	75.9
POSTSEASON TOTALS		1	1	40	22	55.0	289	7.2	1	1	33	5	45	75.9



2011 Steelers Updated Bios



ROETHLISBERGER'S CAREER TOTALS

Year	Team	GP	GS	Att	Cmp	Pct	Yds	Yds/		TD	Int	Lg	Sk	Yds		Rtg
								Att	TD					Lst	Rtg	
2011	Pittsburgh	15	15	513	324	63.2	4,077	8.0	21	14	95t	40	269	90.1		
NFL Totals		114	113	3,313	2,090	63.1	26,579	8.0	165	100	95t	314	2,090	92.1		

Career Record as a Starter: 80-33 (.705): 13-0 (1.000) in 2004, 9-3 (.750) in '05, 7-8 (.467) in '06, 10-5 (.667) in '07, 12-4 (.750) in '08, 9-6 (.600) in '09, 9-3 (.750) in '10, 11-4 (.733) in '11.

ROETHLISBERGER'S CAREER RUSHING TOTALS

Year	Team	Att	Yds	Avg	Lg	TD
2011	Pittsburgh	31	70	2.3	11	0
NFL Totals		293	944	3.2	31	14

ROETHLISBERGER'S CAREER TOTALS

POSTSEASON

Year	Team	GP	GS	Att	Cmp	Pct	Yds	Yds/		TD	Int	Lg	Sk	Yds		Rtg
								Att	TD					Lst	Rtg	
2011	Pittsburgh	1	1	40	22	55.0	289	7.2	1	1	33	5	45	75.9		
NFL Totals		14	14	409	248	60.6	3,150	7.7	20	17	65t	36	237	83.7		

Career Record as a Starter 10-4 (.714): 1-1 (.500) in 2004, 4-0 (1.000) in '05, 0-1 (.000) in '07, 3-0 (1.000) in '08, 2-1 (.667) in '10, and 0-1 (.000) in '11.

ROETHLISBERGER'S CAREER RUSHING TOTALS

POSTSEASON

Year	Team	Att	Yds	Avg	Lg	TD
2011	Pittsburgh	3	15	5.0	9	0
NFL Totals		61	203	3.3	20	3

88 EMMANUEL SANDERS

WR 5-11 180 2 SMU

9/11 at Baltimore: Saw action at WR and on special teams...had two receptions for 20 yards, including an 11-yard touchdown reception in the second quarter...**9/18 vs. Seattle:** Saw action at WR and on special teams...had two receptions for 44 yards, including a 30-yarder...completed his first career pass, a 15-yarder to WR Hines Ward...added two punt returns for eight yards...**9/25 at Indianapolis:** Saw action at WR and on special teams...had two receptions for 21 yards, including a long of 18 yards...had two special teams tackles...**10/2 at Houston:** Saw action at WR and on special teams...had one reception for 10 yards...added one punt return for 10 yards...**10/9 vs. Tennessee:** Saw action at WR and on special teams...**10/16 vs. Jacksonville:** Saw action at WR and on special teams...had one reception for 32 yards...surpassed 500 career receiving yards...**10/23 at Arizona:** Saw action at WR and on special teams in his 20th career game...had a season-high five receptions for a season-high 46 yards and one touchdown...**10/30 vs. New England:** Saw action at WR...had five receptions for a season-high 70 yards...**11/6 vs. Baltimore:** Was inactive...**11/13 at Cincinnati:** Was inactive due to a knee injury...**11/27 at Kansas City:** Returned to action after missing two games because of a knee injury...had two receptions for 25 yards...added 77 kickoff return yards...**12/4 vs. Cincinnati:** Saw action at WR and on special teams...recovered his first career fumble on a Bengals' kickoff return in the second quarter...**12/8 vs. Cleveland:** Was inactive due to a foot injury...**12/19 at San Francisco:** Was inactive due to a foot injury...**12/24 vs. St. Louis:** Was inactive due to a foot injury...**1/1 at Cleveland:** Saw action at WR...had one reception for 14 yards...**AFC Wild Card 1/8 at Denver:** Recorded a team-high six receptions for a team-high 81 yards...the 81 yards were a career-high in the regular or postseason.

SANDERS' GAME-BY-GAME STATISTICS

Date	Opponent	GP	GS	RECEIVING					RUSHING				
				Rec	Yds	Avg	Lg	TD	No	Yds	Avg	Lg	TD
9/11	at Baltimore	1	0	2	20	10.0	11t	1	0	0	0.0	0	0
9/18	SEATTLE	1	0	2	44	22.0	30	0	0	0	0.0	0	0
9/25	at Indianapolis	1	0	2	21	10.5	18	0	0	0	0.0	0	0
10/2	at Houston	1	0	1	10	10.0	10	0	0	0	0.0	0	0
10/9	TENNESSEE	1	0	0	0	0.0	0	0	0	0	0.0	0	0
10/16	JACKSONVILLE	1	0	1	32	32.0	32	0	0	0	0.0	0	0
10/23	at Arizona	1	0	5	46	9.2	20	1	0	0	0.0	0	0
10/30	NEW ENGLAND	1	0	5	70	14.0	26	0	0	0	0.0	0	0
11/6	BALTIMORE												
11/13	at Cincinnati												
11/27	at Kansas City	1	0	2	25	12.5	13	0	0	0	0.0	0	0
12/4	CINCINNATI	1	0	1	6	6.0	6	0	0	0	0.0	0	0
12/8	CLEVELAND												
12/19	at San Francisco												
12/24	ST. LOUIS												
1/1	at Cleveland	1	0	1	14	14.0	14	0	0	0	0.0	0	0
SEASON TOTALS		11	0	22	288	13.1	32	2	0	0	0.0	0	0



2011 Steelers Updated Bios



POSTSEASON

1/8	at Denver	1	0	6	81	13.5	18	0	0	0	0.0	0	0
POSTSEASON TOTALS		1	0	6	81	13.5	18	0	0	0	0.0	0	0

PUNT RETURNS

KICKOFF RETURNS

Date	Opponent	No	FC	Yds	Avg	Lg	TD	No	Yds	Avg	Lg	TD
9/11	at Baltimore	0	0	0	0.0	0	0	0	0	0.0	0	0
9/18	SEATTLE	2	0	8	4.0	8	0	0	0	0.0	0	0
9/25	at Indianapolis	0	0	0	0.0	0	0	0	0	0.0	0	0
10/2	at Houston	1	0	10	10.0	10	0	0	0	0.0	0	0
10/9	TENNESSE	0	0	0	0.0	0	0	0	0	0.0	0	0
10/16	JACKSONVILLE	0	0	4	0.0	4	0	0	0	0.0	0	0
10/23	at Arizona	0	0	0	0.0	0	0	0	0	0.0	0	0
10/30	NEW ENGLAND	0	0	0	0.0	0	0	0	0	0.0	0	0
11/6	BALTIMORE						INACTIVE					
11/13	at Cincinnati						INACTIVE					
11/27	at Kansas City	0	0	0	0.0	0	0	4	77	19.3	25	0
12/4	CINCINNATI	0	0	0	0.0	0	0	1	16	16.0	16	0
12/8	CLEVELAND						INACTIVE					
12/19	at San Francisco						INACTIVE					
12/24	ST. LOUIS						INACTIVE					
1/1	at Cleveland	0	0	0	0.0	0	0	0	0	0.0	0	0
SEASON TOTALS		3	0	22	7.3	10	0	5	93	18.6	25	0

POSTSEASON

1/8	at Denver	0	0	0	0.0	0	0	0	0	0.0	0	0
POSTSEASON TOTALS		0	0	0	0.0	0	0	0	0	0.0	0	0

SANDERS' CAREER TOTALS

RECEIVING

RUSHING

Year	Team	GP	GS	Rec	Yds	Avg	Lg	TD	No	Yds	Avg	Lg	TD
2011	Pittsburgh	11	0	22	288	13.1	32	2	0	0	0.0	0	0
NFL Totals		24	1	50	664	13.3	35	4	0	0	0.0	0	0

PUNT RETURNS

KICKOFF RETURNS

Date	Team	No	FC	Yds	Avg	Lg	TD	No	Yds	Avg	Lg	TD
2011	Pittsburgh	3	0	22	7.3	10	0	5	93	18.6	25	0
NFL Totals		7	1	82	11.7	38	0	30	721	24.0	48	0

Career Special Teams Tackles (14): 12 in '10 and 2 in '11.

Additional Statistics: Completed his first career pass against the Seahawks on 9/18/11, a 15-yarder to WR Hines Ward...recorded his first career fumble recovery on special teams vs. Cincinnati (12/4/11).

SANDERS' CAREER TOTALS

POSTSEASON

RECEIVING

RUSHING

Year	Team	GP	GS	Rec	Yds	Avg	Lg	TD	No	Yds	Avg	Lg	TD
2011	Pittsburgh	1	0	6	81	13.5	18	0	0	0	0.0	0	0
NFL Totals		4	0	13	172	13.2	20	0	0	0	0.0	0	0

Career Postseason Special Teams Tackles (5): 5 in '10.

82 WESLYE SAUNDERS

TE 6-5 270 R SOUTH CAROLINA

9/11 at Baltimore: Saw action at TE and on special teams...**9/18 vs. Seattle:** Saw action at TE and on special teams...**9/25 at Indianapolis:**

Saw action at TE and on special teams...caught his first career pass, a two-yarder from QB Ben Roethlisberger...**10/2 at Houston:** Saw action at TE and on special teams...helped block for a Steelers' rushing attack to gain 118 yards on the ground...**10/9 vs. Tennessee:** Saw action at TE and on special teams...helped block for Steelers' rushers to gain 174 yards on the ground...**10/16 vs. Jacksonville:** Made his first career start at TE and saw action on special teams...helped block for Steelers' rushers to gain 185 yards on the ground, including RB Rashard Mendenhall's 146 yards and one touchdown...**10/23 at Arizona:** Made his second consecutive start at TE...helped block for the Steelers' offense to gain 445 total yards...**10/30 vs. New England:** Made his third consecutive start at TE...helped block for Steelers' rushers to gain 98 yards on the ground...**11/6 vs. Baltimore:** Saw action at TE and on special teams...helped block for the Steelers' offense to gain 392 total yards...**11/13 at Cincinnati:** Saw action at TE and on special teams...had one reception for 11 yards, which gave the Steelers a key first down on their final drive of the game...helped block for the Steelers offense to gain 328 total yards...**11/27 at Kansas City:** Started at TE...had one catch for two yards...recorded his first career touchdown to give the Steelers a 10-3 lead in the second quarter...**12/4 vs. Cincinnati:** Started at TE...hauled in a career-long 14-yard reception...recorded his first career special teams



2011 Steelers Updated Bios



tackle...**12/8 vs. Cleveland:** Saw action at TE and on special teams...**12/19 at San Francisco:** Saw action at TE but did not record a catch...**12/24 vs. St. Louis:** Started at TE...**1/1 at Cleveland:** Saw action at TE and on special teams...**AFC Wild Card 1/8 at Denver:** Started at TE in his first career postseason contest.

SAUNDERS' GAME-BY-GAME STATISTICS

RECEIVING

Date	Opponent	GP	GS	Rec	Yds	Avg	Lg	TD
9/11	at Baltimore	1	0	0	0	0.0	0	0
9/18	SEATTLE	1	0	0	0	0.0	0	0
9/25	at Indianapolis	1	0	1	2	2.0	2	0
10/2	at Houston	1	0	0	0	0.0	0	0
10/9	TENNESSEE	1	0	0	0	0.0	0	0
10/16	JACKSONVILLE	1	1	0	0	0.0	0	0
10/23	at Arizona	1	1	0	0	0.0	0	0
10/30	NEW ENGLAND	1	1	0	0	0.0	0	0
11/6	BALTIMORE	1	0	0	0	0.0	0	0
11/13	at Cincinnati	1	0	1	11	11.0	11	0
11/27	at Kansas City	1	1	1	2	2.0	2t	1
12/4	CINCINNATI	1	1	1	14	14.0	14	0
12/8	CLEVELAND	1	0	0	0	0.0	0	0
12/19	at San Francisco	1	0	0	0	0.0	0	0
12/24	ST. LOUIS	1	1	0	0	0.0	0	0
1/1	at Cleveland	1	0	0	0	0.0	0	0
SEASON TOTALS		16	6	4	29	7.3	14	1

POSTSEASON

1/8	at Denver	1	1	0	0	0.0	0	0
POSTSEASON TOTALS		1	1	0	0	0.0	0	0

Career Special Teams Tackles (1): 1 in '11.

72 JONATHAN SCOTT

OT 6-6 318 6 TEXAS

9/11 at Baltimore: Started at LT...helped block for a Steelers' offense to gain 312 total yards and for QB Ben Roethlisberger to throw for a game-high 280 yards...**9/18 vs. Seattle:** Made his 10th consecutive start at LT...helped block for the Steelers' offense to gain 421 total yards and for Roethlisberger to throw for 298 yards and one touchdown...**9/25 at Indianapolis:** Started at LT...helped block for the Steelers offense to gain 408 total yards and for Roethlisberger to throw for 364 yards and one touchdown...left the game with an ankle injury in the fourth quarter and did not return...**10/2 at Houston:** Was inactive due to an ankle injury...**10/9 vs. Tennessee:** Saw action on the offensive line...played in his 50th career game...helped block for Steelers' rushers to gain 174 yards on the ground and for Roethlisberger to throw for five touchdowns...**10/16 vs. Jacksonville:** Started at RT in place of injured RT Marcus Gilbert...helped block for Steelers' rushers to gain 185 yards on the ground, including RB Rashard Mendenhall's 146 yards and one touchdown, and for Roethlisberger to throw for 200 yards and one touchdown...**10/23 at Arizona:** Saw action on the offensive line and on special teams...helped block for the Steelers' offense to gain 445 total yards and for Roethlisberger to throw for 361 yards and three touchdowns...**10/30 vs. New England:** Saw action on the offensive line...helped block for the Steelers' offense to gain 427 total yards and for Roethlisberger to throw for a season-high 365 yards and two touchdowns...**11/6 vs. Baltimore:** Saw action on the offensive line...helped block for the Steelers' offense to gain 392 total yards and for Roethlisberger to throw for 330 yards and one touchdown...**11/13 at Cincinnati:** Played in his 55th career game on the offensive line...helped block for the Steelers' offense to gain 328 total yards and for Roethlisberger to throw for 245 yards and one touchdown...**11/27 at Kansas City:** Dressed but did not see action...**12/4 vs. Cincinnati:** Saw action on the offensive line...**12/8 vs. Cleveland:** Saw action on the offensive line and on special teams...**12/19 at San Francisco:** Dressed but did not see action...**12/24 vs. St. Louis:** Started at RT...helped block for the Steelers offense to gain 377 total yards...**1/1 at Cleveland:** Dressed but did not see action...**AFC Wild Card 1/8 at Denver:** Saw increased action at LT in place of injured LT Max Starks.

SCOTT'S CAREER TOTALS

Year	Team	GP	GS
2011	Pittsburgh	12	5
NFL Totals		58	28

SCOTT'S CAREER TOTALS

Year	Team	GP	GS
2011	Pittsburgh	1	0
NFL Totals		4	3

9 DANIEL SEPULVEDA

P 6-3 230 5 BAYLOR

9/11 at Baltimore: Had four punts for 211 yards (52.8 avg.), including a 64-yarder...surpassed 200 career punts...**9/18 vs. Seattle:** Had three punts for 175 yards (58.3 avg.)...had a career-long 66-yard punt...also had punts of 61 and 48 yards...**9/25 at Indianapolis:** Had three punts for 112 yards (37.3 avg.)...had one punt downed inside the Colts' 20-yard line...**10/2 at Houston:** Had four punts for 202 yards (50.5 avg.), including a long of 58



2011 Steelers Updated Bios



11/13	at Cincinnati											
11/27	at Kansas City											
12/4	CINCINNATI											
12/8	CLEVELAND											
12/19	at San Francisco											
12/24	ST. LOUIS											
1/1	at Cleveland											
SEASON TOTALS		4	4	5	6	11	0.0	0.0	0/0	0	0	0

POSTSEASON

1/8	at Denver											
POSTSEASON TOTALS		0	0	0	0	0	0.0	0.0	0/0	0	0	0

SMITH'S CAREER TOTALS

Year	Team	GP	GS	T	AT	TOT	Sacks	Yds	Int/Yds	PD	FF	FR
2011	Pittsburgh	4	4	5	6	11	0.0	0.0	0/0	0	0	0
NFL Totals		160	152	414	122	536	44.0	223.0	1/0	17	7	9

SMITH'S CAREER TOTALS

POSTSEASON

Year	Team	GP	GS	T	AT	TOT	Sacks	Yds	Int/Yds	PD	FF	FR
2011	Pittsburgh											
NFL Totals		13	13	21	11	32	3.0	13.0	0/0	0	0	1

30 CHAD SPANN

RB 5-8 202 R NORTHERN ILLINOIS

1/4: Signed to the Steelers' active roster to provide depth at the running back position...**AFC Wild Card 1/8 at Denver:** Saw action on special teams.

SPANN'S GAME-BY-GAME STATISTICS

Date	Opponent	GP	GS	RUSHING					RECEIVING					
				Att	Yds	Avg	Lg	TD	No	Yds	Avg	Lg	TD	
9/11	at Baltimore													
9/18	SEATTLE													
9/25	at Indianapolis													
10/2	at Houston													
10/9	TENNESSEE													
10/16	JACKSONVILLE													
10/23	at Arizona													
10/30	NEW ENGLAND													
11/6	BALTIMORE													
11/13	at Cincinnati													
11/27	at Kansas City													
12/4	CINCINNATI													
12/8	CLEVELAND													
12/19	at San Francisco													
12/24	ST. LOUIS													
1/1	at Cleveland													
SEASON TOTALS		0	0	0	0	0.0	0	0	0	0	0.0	0	0	0

POSTSEASON

1/8	at Denver	1	0	0	0	0.0	0	0	0	0	0.0	0	0
POSTSEASON TOTALS		1	0	0	0	0.0	0	0	0	0	0.0	0	0

78 MAX STARKS

OT 6-8 345 8 FLORIDA

10/5: Signed with the Steelers on October 5, 2011 to provide depth on the offensive line...**10/9 vs. Tennessee:** Started at LT...helped block for Steelers' rushers to gain 174 yards on the ground and for QB Ben Roethlisberger to throw for five touchdowns...**10/16 vs. Jacksonville:** Made his second consecutive start at LT, and his 70th career start on the offensive line...helped block for Steelers' rushers to gain 185 yards on the ground, including RB Rashard Mendenhall's 146 yards and one touchdown, and for Roethlisberger to throw for 200 yards and one touchdown...**10/23 at Arizona:** Made his third straight start at LT...helped block for the Steelers' offense to gain 445 total yards and for Roethlisberger to throw for 361 yards and three touchdowns...**10/30 vs. New England:** Started at LT...helped block for the Steelers' offense to gain 427 total yards and for Roethlisberger to throw for a season-high 365 yards and two touchdowns...**11/6 vs. Baltimore:** Played in his 100th career game, and made his fifth consecutive start at LT...helped block for the Steelers' offense to gain 392 total yards and for Roethlisberger to throw for 330 yards and one touchdown...**11/13 at Cincinnati:** Started at LT...helped block for the Steelers' offense to gain 328 total yards and for Roethlisberger to throw for 245 yards and one touchdown...**11/27 at Kansas City:** Made his 75th career start at LT...helped block for Steelers' rushers to gain 108 yards on the ground...**12/4 vs. Cincinnati:** Started at LT...helped



2011 Steelers Updated Bios



Pittsburgh gain 136 yards on 33 carries (4.1 avg.)...**12/8 vs. Cleveland:** Started at LT...helped block for the Steelers' offense to gain 416 total yards...**12/19 at San Francisco:** Started at LT for the 10th time this season...**12/24 vs. St. Louis:** Started at LT...helped block for the Steelers rushing attack to gain 169 yards...was part of an offensive line that did not allow a sack...**1/1 at Cleveland:** Made his 80th career start at LT...helped block for the Steelers' offense to gain 360 total yards...**AFC Wild Card 1/8 at Denver:** Started at LT...left the game in the second quarter with a knee injury and did not return.

STARKS' CAREER TOTALS

Year	Team	GP	GS
2011	Pittsburgh	12	12
NFL Totals		107	80

STARKS' CAREER TOTALS

Year	Team	GP	GS
2011	Pittsburgh	1	1
NFL Totals		10	8

6 SHAUN SUISHAM

K 6-0 200 7 BOWLING GREEN

9/11 at Baltimore: Was 1-for-1 on PATs for one point...**9/18 vs. Seattle:** Was 3-for-3 on PATs for three points and 1-for-2 on FGs for three points...**9/25 at Indianapolis:** Finished a perfect 2-for-2 on PATs and 3-for-4 on FGs...hit the game-winning field goal from 38 yards out with four seconds left in the game, marking his fourth career game-winning field goal and second with the Steelers...it marked his first game-winning field goal in regulation...tied his career-high as a member of the Steelers with a 48-yard field goal...added one special teams tackle...**10/2 at Houston:** Was a perfect 1-for-1 on PATs and 1-for-2 on FGs for four points...made a 26-yard field goal to tie the game 10-10 in the fourth quarter...**10/9 vs. Tennessee:** Was a perfect 5-for-5 on PATs and 1-for-1 on FGs...made a 19-yard field goal to give the Steelers a 31-10 lead in the fourth quarter...added one special teams tackle...**10/16 vs. Jacksonville:** Kicked in his 70th career game...finished a perfect 2-for-2 on PATs and 1-for-1 on FGs for five points...added one special teams tackle...**10/23 at Arizona:** Was a perfect 3-for-3 on PATs and 3-for-3 on FGs for 12 points...made field goals of 39, 41 and 42 yards...surpassed 100 career points as a Steeler...**10/30 vs. New England:** Was a perfect 2-for-2 on PATs and 3-for-4 on FGs...**11/6 vs. Baltimore:** Was a perfect 2-for-2 on PATs and a perfect 2-for-2 on FGs for eight points...**11/13 at Cincinnati:** Was a perfect 3-for-3 on PATs and 1-for-1 on FGs for six points...added one special teams tackle...**11/27 at Kansas City:** Was a perfect 1-for-1 on PATs and 2-for-2 on FGs...connected from 21 yards out in the second quarter and from 49 yards out as halftime expired...the 49-yarder was a season-long and his longest field goal as a Steeler...**12/4 vs. Cincinnati:** Connected on five PATs to give him 73 career points at Heinz Field, tying Kris Brown (73) for the second-most points scored at Heinz Field during the regular season...**12/8 vs. Cleveland:** Was a perfect 2-for-2 on PATs...**12/19 at San Francisco:** Booted a 51-yard field goal, his longest as a Steeler...**12/24 vs. St. Louis:** Was a perfect 3-for-3 on PATs and 2-for-2 on FGs for nine points...**1/1 at Cleveland:** Was 1-for-1 on PATs and 2-for-3 on FGs...**AFC Wild Card 1/8 at Denver:** Was a perfect 3-for-3 on FGs and 2-for-2 on PATs for a total of 11 points.

SUISHAM'S GAME-BY-GAME STATISTICS

SCORING

Date	Opponent	G	FG	FGA	Pct	Lg	Blk	XP	XPA	Pct	Blk	Pts
9/11	at Baltimore	1	0	0	.000	0	0	1	1	1.00	0	1
9/18	SEATTLE	1	1	2	.000	20	0	3	3	1.00	0	6
9/25	at Indianapolis	1	3	4	.750	48	0	2	2	1.00	0	11
10/2	at Houston	1	1	2	.500	26	1	1	1	1.00	0	4
10/9	TENNESSEE	1	1	1	1.00	19	0	5	5	1.00	0	8
10/16	JACKSONVILLE	1	1	2	.500	21	0	2	2	1.00	0	5
10/23	at Arizona	1	3	3	1.00	42	0	3	3	1.00	0	12
10/30	NEW ENGLAND	1	3	4	.750	33	0	2	2	1.00	0	11
11/6	BALTIMORE	1	2	2	1.00	36	0	2	2	1.00	0	8
11/13	at Cincinnati	1	1	1	1.00	39	0	3	3	1.00	0	6
11/27	at Kansas City	1	2	2	1.00	49	0	1	1	1.00	0	7
12/4	CINCINNATI	1	0	1	.000	0	0	5	5	1.00	0	5
12/8	CLEVELAND	1	0	0	.000	0	0	2	2	1.00	0	2
12/19	at San Francisco	1	1	2	.500	51	0	0	0	.000	0	3
12/24	ST. LOUIS	1	2	2	1.00	49	0	3	3	1.00	0	9
1/1	at Cleveland	1	2	3	.667	29	0	1	1	1.00	0	7
SEASON TOTALS		16	23	31	.742	51	1	36	36	1.00	0	105

POSTSEASON

1/8	at Denver	1	3	3	1.00	45	0	2	2	1.00	0	11
POSTSEASON TOTALS		1	3	3	1.00	45	0	2	2	1.00	0	11



2011 Steelers Updated Bios



FIELD GOALS

Date	Opponent	1-19	Pct	20-29	Pct	30-39	Pct	40-49	Pct	50+	Pct
9/11	at Baltimore	0-0	.000	0-0	.000	0-0	.000	0-0	.000	0-0	.000
9/18	SEATTLE	0-0	.000	1-1	1.00	0-0	.000	0-1	.000	0-0	.000
9/25	at Indianapolis	0-0	.000	0-0	.000	1-2	.500	2-2	1.00	0-0	.000
10/2	at Houston	0-0	.000	1-1	1.00	0-1	.000	0-0	.000	0-0	.000
10/9	TENNESSEE	1-1	1.00	0-0	.000	0-0	.000	0-0	.000	0-0	.000
10/16	JACKSONVILLE	0-0	.000	1-1	1.00	0-0	.000	0-1	.000	0-0	.000
10/23	at Arizona	0-0	.000	0-0	.000	1-1	1.00	2-2	1.00	0-0	.000
10/30	NEW ENGLAND	0-0	.000	2-2	1.00	1-1	1.00	0-1	.000	0-0	.000
11/6	BALTIMORE	0-0	.000	0-0	.000	2-2	1.00	0-0	.000	0-0	.000
11/13	at Cincinnati	0-0	.000	0-0	.000	1-1	1.00	0-0	.000	0-0	.000
11/27	at Kansas City	0-0	.000	1-1	1.00	0-0	.000	1-1	1.00	0-0	.000
12/4	CINCINNATI	0-0	.000	0-0	.000	0-0	.000	0-0	.000	0-1	.000
12/8	CLEVELAND	0-0	.000	0-0	.000	0-0	.000	0-0	.000	0-0	.000
12/19	at San Francisco	0-0	.000	0-0	.000	0-0	.000	0-1	.000	1-1	1.00
12/24	ST. LOUIS	0-0	.000	1-1	1.00	0-0	.000	1-1	1.00	0-0	.000
1/1	at Cleveland	1-1	1.00	1-1	1.00	0-0	.000	0-1	.000	0-0	.000
SEASON TOTALS		2-2	.000	8-8	1.00	6-8	.750	6-11	.545	1-2	.500

POSTSEASON

1/8	at Denver	0-0	.000	0-0	.000	2-2	1.00	1-1	1.00	0-0	.000
POSTSEASON TOTALS		0-0	.000	0-0	.000	2-2	1.00	1-1	1.00	0-0	.000

SUSHAM'S CAREER TOTALS

SCORING

Year	Team	G	FG	FGA	Pct	Lg	Blk	XP	XPA	Pct	Blk	Pts
2011	Pittsburgh	16	23	31	.742	51	1	36	36	1.00	0	105
NFL Totals		80	124	156	.795	52	2	156	158	.987	0	528
Steelers Totals		23	37	46	.804	51	1	55	55	1.00	0	166

FIELD GOALS

Year	Team	1-19	Pct	20-29	Pct	30-39	Pct	40-49	Pct	50+	Pct
2011	Pittsburgh	2-2	.000	8-8	1.00	6-8	.750	6-11	.545	1-2	.500
NFL Totals		3-3	1.00	42-43	.977	33-42	.786	42-57	.737	4-11	.364
Steelers Totals		3-3	1.00	12-12	1.00	7-9	.778	14-20	.700	1-2	.500

Special Teams Tackles (18): 1 in '06, 5 in '07, 4 in '08, 1 in '09, 2 in '10 and 5 in '11.

Additional Statistics: Has four career game-winning field goals, two of them coming as a member of the Steelers: a 41-yarder at Buffalo in OT on 11/28/10 and a 38-yarder at Indianapolis on 9/25/11.

SUSHAM'S CAREER TOTALS POSTSEASON

SCORING

Year	Team	G	FG	FGA	Pct	Lg	Blk	XP	XPA	Pct	Blk	Pts
2011	Pittsburgh	1	3	3	1.00	45	0	2	2	1.00	0	11
NFL Totals		7	9	14	.643	48	0	17	17	1.00	0	44
Steelers Totals		4	6	8	.750	45	0	11	11	1.00	0	29

FIELD GOALS

Year	Team	1-19	Pct	20-29	Pct	30-39	Pct	40-49	Pct	50+	Pct
2011	Pittsburgh	0-0	.000	0-0	.000	2-2	1.00	1-1	1.00	0-0	.000
NFL Totals		0-0	.000	2-2	1.00	5-6	.750	2-5	.400	0-1	.000
Steelers Totals		0-0	.000	1-1	1.00	4-4	1.00	1-2	.500	0-1	.000

55 STEVENSON SYLVESTER

LB 6-2 231 2 UTAH

9/11 at Baltimore: Saw action on special teams...**9/18 vs. Seattle:** Saw action on special teams, recording one special teams tackle...**9/25 at Indianapolis:** Saw action on special teams...**10/2 at Houston:** Saw action on special teams for the 20th consecutive game...had one special teams tackle...**10/9 vs. Tennessee:** Saw action on special teams...had two special teams tackles...**10/16 vs. Jacksonville:** Saw action on special teams...**10/23 at Arizona:** Saw action on special teams...had one special teams tackle...**10/30 vs. New England:** Made his first career start at LILB in place of injured LB James Farrior...was part of a defense that held the Patriots to 43 yards rushing and 213 total yards...**11/6 vs. Baltimore:** Saw action at LB and on special teams...had two tackles...**11/13 at Cincinnati:** Saw action on special teams...**11/27 at Kansas City:** Was inactive due to a calf injury...**12/4 vs. Cincinnati:** Saw action on special teams...forced his second career fumble on special teams, on a Bengals' kickoff return in the second quarter...added one special teams tackle...**12/8 vs. Cleveland:** Saw action on special teams...**12/19 at San Francisco:** Had one special teams tackle...**12/24 vs. St. Louis:** Saw action on special teams...**1/1 at Cleveland:** Saw action on special teams...**AFC Wild Card 1/8 at Denver:** Had one special teams tackle.



2011 Steelers Updated Bios



SYLVESTER'S GAME-BY-GAME STATISTICS

Date	Opponent	GP	GS	T	AT	TOT	Sacks	Yds	Int/Yds	PD	FF	FR
9/11	at Baltimore	1	0	0	0	0	0.0	0.0	0/0	0	0	0
9/18	SEATTLE	1	0	0	0	0	0.0	0.0	0/0	0	0	0
9/25	at Indianapolis	1	0	0	0	0	0.0	0.0	0/0	0	0	0
10/2	at Houston	1	0	0	0	0	0.0	0.0	0/0	0	0	0
10/9	TENNESSEE	1	0	0	0	0	0.0	0.0	0/0	0	0	0
10/16	JACKSONVILLE	1	0	0	0	0	0.0	0.0	0/0	0	0	0
10/23	at Arizona	1	0	0	0	0	0.0	0.0	0/0	0	0	0
10/30	NEW ENGLAND	1	1	0	0	0	0.0	0.0	0/0	0	0	0
11/6	BALTIMORE	1	0	1	1	2	0.0	0.0	0/0	0	0	0
11/13	at Cincinnati	1	0	0	0	0	0.0	0.0	0/0	0	0	0
11/27	at Kansas City											
12/4	CINCINNATI	1	0	0	0	0	0.0	0.0	0/0	0	0	0
12/8	CLEVELAND	1	0	0	0	0	0.0	0.0	0/0	0	0	0
12/19	at San Francisco	1	0	0	0	0	0.0	0.0	0/0	0	0	0
12/24	ST. LOUIS	1	0	0	0	0	0.0	0.0	0/0	0	0	0
1/1	at Cleveland	1	0	0	0	0	0.0	0.0	0/0	0	0	0
SEASON TOTALS		15	1	1	1	2	0.0	0.0	0/0	0	0	0

POSTSEASON

1/8	at Denver	1	0	0	0	0	0.0	0.0	0/0	0	0	0
POSTSEASON TOTALS		1	0	0	0	0	0.0	0.0	0/0	0	0	0

SYLVESTER'S CAREER TOTALS

Year	Team	GP	GS	T	AT	TOT	Sacks	Yds	Int/Yds	PD	FF	FR
2011	Pittsburgh	15	1	1	1	2	0.0	0.0	0/0	0	0	0
NFL Totals		31	1	3	2	5	0.0	0.0	0/0	0	0	0

Career Special Teams Tackles (21): 14 in '10 and 7 in '11.

Career Special Teams Forced Fumbles (2): 1 at Tennessee on 9/19/10, and 1 vs. Cincinnati on 12/4/11.

SYLVESTER'S CAREER TOTALS

POSTSEASON

Year	Team	GP	GS	T	AT	TOT	Sacks	Yds	Int/Yds	PD	FF	FR
2011	Pittsburgh	1	0	0	0	0	0.0	0.0	0/0	0	0	0
NFL Totals		4	0	0	0	0	0.0	0.0	0/0	0	0	0

Career Postseason Special Teams Tackles (1): 1 in '11.

24 IKE TAYLOR

CB 6-2 195 9 LA-LAFAYETTE

9/11 at Baltimore: Started at RCB...played in his 107th consecutive game, which is the longest current streak on the team and second-longest in the NFL...had one tackle and one pass breakup...registered his 500th career tackle...**9/18 vs. Seattle:** Started at RCB...had one tackle and one pass breakup...was part of a defense that held the Seahawks to 159 yards passing...**9/25 at Indianapolis:** Started at RCB...had one pass breakup...was part of a defense that held the Colts to 153 yards passing...**10/2 at Houston:** Made his 53rd consecutive start at RCB...had four tackles...was part of a defense that held the Texans to 138 yards passing...**10/9 vs. Tennessee:** Started at RCB...had two tackles and one pass breakup...added one special teams tackle...**10/16 vs. Jacksonville:** Started at RCB...had two tackles and two pass breakups...was part of a defense that held the Jaguars to 109 yards passing...**10/23 at Arizona:** Started at RCB...had two tackles...**10/30 vs. New England:** Started at RCB...had five tackles and two pass breakups...was part of a defense that held the Patriots to 198 passing yards...**11/6 vs. Baltimore:** Made his 100th career start at CB...had four tackles...**11/13 at Cincinnati:** Started at RCB...had two tackles and two pass breakups...was part of a defense that held the Bengals to 170 yards passing...**11/27 at Kansas City:** Started at RCB...had six tackles and one pass breakup...recorded his first interception of the season and the 12th of his career...was part of a defense that held the Chiefs to 167 passing yards...**12/4 vs. Cincinnati:** Started at RCB...posted his second interception of the season and the 13th of his career...marked the first time in his career he recorded an interception in back-to-back games...**12/8 vs. Cleveland:** Started at RCB...had one tackle and one pass breakup...was part of a defense that held the Browns to three points...**12/19 at San Francisco:** Started at RCB and posted two tackles...**12/24 vs. St. Louis:** Started at RCB...had three tackles and three pass breakups...**1/1 at Cleveland:** Started at RCB...had one tackle and one pass breakup...added one special teams tackle...**AFC Wild Card 1/8 at Denver:** Started at RCB...had two tackles.

TAYLOR'S GAME-BY-GAME STATISTICS

Date	Opponent	GP	GS	T	AT	TOT	Sacks	Yds	Int/Yds	PD	FF	FR
9/11	at Baltimore	1	1	1	0	1	0.0	0.0	0/0	1	0	0
9/18	SEATTLE	1	1	1	0	1	0.0	0.0	0/0	1	0	0
9/25	at Indianapolis	1	1	0	0	0	0.0	0.0	0/0	1	0	0
10/2	at Houston	1	1	2	2	4	0.0	0.0	0/0	0	0	0
10/9	TENNESSEE	1	1	1	1	2	0.0	0.0	0/0	1	0	0
10/16	JACKSONVILLE	1	1	1	1	2	0.0	0.0	0/0	2	0	0



2011 Steelers Updated Bios



10/23	at Arizona	1	1	2	0	2	0.0	0.0	0/0	0	0	0
10/30	NEW ENGLAND	1	1	5	0	5	0.0	0.0	0/0	2	0	0
11/6	BALTIMORE	1	1	4	0	4	0.0	0.0	0/0	0	0	0
11/13	at Cincinnati	1	1	1	1	2	0.0	0.0	0/0	2	0	0
11/27	at Kansas City	1	1	5	1	6	0.0	0.0	1/29	1	0	0
12/4	CINCINNATI	1	1	3	0	3	0.0	0.0	1/0	3	0	0
12/8	CLEVELAND	1	1	1	0	1	0.0	0.0	0/0	1	0	0
12/19	at San Francisco	1	1	2	0	2	0.0	0.0	0/0	1	0	0
12/24	ST. LOUIS	1	1	3	0	3	0.0	0.0	0/0	3	0	0
1/1	at Cleveland	1	1	1	0	1	0.0	0.0	0/0	1	0	0
SEASON TOTALS		16	16	33	6	39	0.0	0.0	2/29	20	0	0

POSTSEASON

1/8	at Denver	1	1	2	0	2	0.0	0.0	0/0	0	0	0
POSTSEASON TOTALS		1	1	2	0	2	0.0	0.0	0/0	0	0	0

TAYLOR'S CAREER TOTALS

Year	Team	GP	GS	T	AT	TOT	Sacks	Yds	Int/Yds	PD	FF	FR
2011	Pittsburgh	16	16	33	6	39	0.0	0.0	2/29	20	0	0
NFL Totals		141	107	448	87	535	3.0	29.0	13/148	125	2	4

Career Special Teams Tackles (63): 18 in 2003, 8 in '04, 8 in '05, 10 in '06, 1 in '07, 5 in '08, 2 in '09, 9 in '10 and 2 in '11.

Additional Statistics: Recovered a fumble on special teams in 2006.

TAYLOR'S CAREER TOTALS

POSTSEASON

Year	Team	GP	GS	T	AT	TOT	Sacks	Yds	Int/Yds	PD	FF	FR
2011	Pittsburgh	1	1	2	0	2	0.0	0.0	0/0	0	0	0
NFL Totals		14	11	43	8	51	1.0	7.0	3/56	13	1	0

Postseason Special Teams Tackles (8): 1 in 2004, 2 in '05, 0 in '07, 3 in '08 and 2 in '10.

94 LAWRENCE TIMMONS

LB 6-1 234 5 FLORIDA STATE

9/11 at Baltimore: Started at RILB...had a team-high 10 tackles...**9/18 vs. Seattle:** Started at RILB...had seven tackles...was part of a defense that held the Seahawks to 164 total yards and had five sacks...**9/25 at Indianapolis:** Started at RILB...had four tackles and one QB pressure...added two pass breakups...was part of a defense that held the Colts to 241 total yards...**10/2 at Houston:** Started at RILB...had five tackles and one pass breakup...**10/9 vs. Tennessee:** Made his 35th career start, replacing injured LB James Harrison at ROLB...had five tackles and one pass breakup...was part of a defense that held the Titans to 66 yards rushing...**10/16 vs. Jacksonville:** Started at ROLB for the injured Harrison...had one tackle...was part of a defense that held the Jaguars to 209 total yards...**10/23 at Arizona:** Made his third consecutive start at ROLB...had four tackles and two QB pressures...**10/30 vs. New England:** Played in his 70th career game, starting at ROLB...had two tackles...was part of a defense that held the Patriots to 43 yards rushing and 213 total yards...**11/6 vs. Baltimore:** Started at RILB...had two tackles and one QB pressure...**11/13 at Cincinnati:** Started at RILB...had five tackles...recorded his first interception of the season early in the fourth quarter...added one special teams tackle...**11/27 at Kansas City:** Started at RILB...had 10 tackles...added one special teams tackle...**12/4 vs. Cincinnati:** Started at RILB...finished with six tackles...added one special teams tackle...**12/8 vs. Cleveland:** Started at RILB...had 10 tackles and one QB pressure...was part of a defense that held the Browns to three points...**12/19 at San Francisco:** Started at RILB and finished with six tackles (all solo)...**12/24 vs. St. Louis:** Started at RILB...had a team-high nine tackles, one QB pressure and one pass breakup...recorded his first sack of the season for minus-11 yards...added one special teams tackle...**1/1 at Cleveland:** Started at RILB...had five tackles and one pass breakup...recorded his second sack of the season for minus-two yards...marked the third time in his career he registered one sack in back-to-back games (games 5-6 and games 10-11 in 2009)...added one special teams tackle...forced his first career fumble on special teams...**AFC Wild Card 1/8 at Denver:** Started at RILB...had six tackles and one QB pressure.

TIMMONS' GAME-BY-GAME STATISTICS

Date	Opponent	GP	GS	T	AT	TOT	Sacks	Yds	Int/Yds	PD	FF	FR
9/11	at Baltimore	1	1	10	0	10	0.0	0.0	0/0	0	0	0
9/18	SEATTLE	1	1	5	2	7	0.0	0.0	0/0	0	0	0
9/25	at Indianapolis	1	1	3	1	4	0.0	0.0	0/0	2	0	0
10/2	at Houston	1	1	3	2	5	0.0	0.0	0/0	1	0	0
10/9	TENNESSEE	1	1	4	1	5	0.0	0.0	0/0	1	0	0
10/16	JACKSONVILLE	1	1	0	1	1	0.0	0.0	0/0	0	0	0
10/23	at Arizona	1	1	4	0	4	0.0	0.0	0/0	0	0	0
10/30	NEW ENGLAND	1	1	2	0	2	0.0	0.0	0/0	0	0	0
11/6	BALTIMORE	1	1	1	1	2	0.0	0.0	0/0	0	0	0
11/13	at Cincinnati	1	1	4	1	5	0.0	0.0	1/0	0	0	0
11/27	at Kansas City	1	1	9	1	10	0.0	0.0	0/0	0	0	0
12/4	CINCINNATI	1	1	4	2	6	0.0	0.0	0/0	0	0	0
12/8	CLEVELAND	1	1	7	3	10	0.0	0.0	0/0	0	0	0
12/19	at San Francisco	1	1	6	0	6	0.0	0.0	0/0	0	0	0



2011 Steelers Updated Bios



12/24	ST. LOUIS	1	1	7	2	9	1.0	11.0	0/0	1	0	0
1/1	at Cleveland	1	1	5	0	5	1.0	2.0	0/0	1	0	0
SEASON TOTALS		16	16	74	17	91	2.0	13.0	1/0	6	0	0

POSTSEASON

1/8	at Denver	1	1	5	1	6	0.0	0.0	0/0	0	0	0
POSTSEASON TOTALS		1	1	5	1	6	0.0	0.0	0/0	0	0	0

TIMMONS' CAREER TOTALS

Year	Team	GP	GS	T	AT	TOT	Sacks	Yds	Int/Yds	PD	FF	FR
2011	Pittsburgh	16	16	74	17	91	2.0	13.0	1/0	6	0	0
NFL Totals		78	46	293	100	393	17.0	133.0	4/94	19	7	4

Career Special Teams Tackles (33): 12 in '07, 7 in '08, 5 in '09, 4 in '10 and 5 in '11.

Additional Statistics: Recovered a fumble on special teams in 2007 and forced a fumble on special teams in 2011.

TIMMONS' CAREER TOTALS

POSTSEASON

Year	Team	GP	GS	T	AT	TOT	Sacks	Yds	Int/Yds	PD	FF	FR
2011	Pittsburgh	1	1	5	1	6	0.0	0.0	0/0	0	0	0
NFL Totals		8	4	31	7	38	0.0	0.0	0/0	2	0	1

Career Postseason Special Teams Tackles (4): 0 in '07, 3 in '08 and 1 in '10.

17 MIKE WALLACE

WR 6-0 199 3 MISSISSIPPI

9/11 at Baltimore: Started at WR...tied a career-high with eight receptions for 107 yards...marked his ninth career 100-yard game and fourth consecutive in the regular season...passed 100 receptions for his career...**9/18 vs. Seattle:** Started at WR for the 20th consecutive game...tied a career-high with eight receptions for 126 yards and one touchdown...surpassed 100+ receiving yards for the fifth consecutive regular-season game and 10th time in his career...his 10 100-yard receiving games tied Yancey Thigpen for sixth-most all-time in team history...**9/25 at Indianapolis:** Started at WR...registered a career-high 144 yards on five receptions...recorded a career-long 81-yard touchdown reception...his 129 yards receiving in the first quarter marked the most receiving yards in the first quarter by a Steelers' receiver since 1991...surpassed 100+ yards receiving for the sixth consecutive regular-season game, which is a franchise record and is tied for second in NFL history for the most consecutive regular-season games with at least 100 yards receiving...posted his 11th career 100-yard receiving game, moving into sixth place on the Steelers' all-time list for 100-yard receiving games...**10/2 at Houston:** Played in his 36th consecutive game and started his 22nd consecutive game at WR, which are both the longest streaks on the team for any WR...had a team-high 77 yards receiving, ending his streak of consecutive games with at least 100 yards receiving at six...the streak tied for the second longest in NFL history...**10/9 vs. Tennessee:** Started at WR...had six receptions for 82 yards, including a 40-yard touchdown reception...now has 19 career receptions for at least 40 yards with 12 going for touchdowns...it was his fourth reception of 40+ yards this season...added one rush for eight yards...**10/16 vs. Jacksonville:** Started at WR...recorded a game-high 76 yards on two receptions with one touchdown...hauled in a 48-yard reception, marking the fifth straight game with a reception of at least 40 yards...now has 20 career receptions of at least 40 yards...recorded his 20th career touchdown reception...**10/23 at Arizona:** Started at WR...finished with three receptions for 118 yards...caught a 95-yard touchdown from QB Ben Roethlisberger...it was the longest pass play in Steelers' history and second-longest play from scrimmage in team history...has 21 career receptions of at least 40 yards, 13 of which have gone for touchdowns...marked the sixth straight game he registered at least one reception of 40 yards or more, which is the longest streak in the NFL since Isaac Bruce in 2000...recorded his 12th 100-yard receiving game, passing Plaxico Burress for the fourth most in franchise history...**10/30 vs. New England:** Started at WR...had 70 yards receiving on seven receptions...has recorded at least 70 yards receiving in each of the past 13 regular-season games...**11/6 vs. Baltimore:** Started at WR...had four receptions for 68 yards and one touchdown...hauled in a 25-yard touchdown...has registered one touchdown in 6-of-9 games this season...**11/13 at Cincinnati:** Made his 30th career start at WR...had a game-high six catches for 54 yards...registered a career-high 31 yards rushing, marking the most rushing yards by a Steelers' receiver since Cedrick Wilson recorded 37 yards on one carry at Cleveland on 9/9/07...**11/27 at Kansas City:** Saw action at WR, breaking a streak of 28 consecutive starts...had two receptions for 17 yards...**12/4 vs. Cincinnati:** Started at WR...had a 12-yard touchdown reception in the second quarter and a 19-yard touchdown catch in the third quarter, marking his fourth career multi-touchdown game...totaled three catches for 38 yards and two touchdowns...**12/8 vs. Cleveland:** Started at WR...recorded 57 yards on four receptions to give him 1,034 yards on the season, marking the second consecutive year he surpassed 1,000 yards...set a new career-high of 61 receptions, surpassing his old career-best of 60 in 2010...tied a career-long with a 21-yard run...**12/19 at San Francisco:** Started at WR and finished with five receptions for 66 yards...**12/24 vs. St. Louis:** Saw action at WR...had a game-high 82 yards receiving, including a long of 46 yards...marked his 22nd career reception of 40+ yards and seventh this season...**1/1 at Cleveland:** Started at WR...had one reception for 11 yards...**AFC Wild Card 1/8 at Denver:** Started at WR...had three catches for 26 yards...became the first wide receiver in team history to score a rushing touchdown, when he scored on a one-yard run in the third quarter.



2011 Steelers Updated Bios



WALLACE'S GAME-BY-GAME STATISTICS

Date	Opponent	GP	GS	RECEIVING					RUSHING				
				Rec	Yds	Avg	Lg	TD	No	Yds	Avg	Lg	TD
9/11	at Baltimore	1	1	8	107	13.4	26	0	0	0	0.0	0	0
9/18	SEATTLE	1	1	8	126	15.8	53	1	0	0	0.0	0	0
9/25	at Indianapolis	1	1	5	144	28.8	81t	1	0	0	0.0	0	0
10/2	at Houston	1	1	4	77	19.3	40	0	0	0	0.0	0	0
10/9	TENNESSEE	1	1	6	82	13.7	40t	1	1	8	8.0	8	0
10/16	JACKSONVILLE	1	1	2	76	38.0	48	1	0	0	0.0	0	0
10/23	at Arizona	1	1	3	118	39.3	95t	1	0	0	0.0	0	0
10/30	NEW ENGLAND	1	1	7	70	10.0	16	0	0	0	0.0	0	0
11/6	BALTIMORE	1	1	4	68	17.0	25t	1	0	0	0.0	0	0
11/13	at Cincinnati	1	1	6	54	9.0	13	0	2	31	15.5	16	0
11/27	at Kansas City	1	0	2	17	8.5	9	0	0	0	0.0	0	0
12/4	CINCINNATI	1	1	3	38	12.7	19t	2	1	-3	-3.0	-3	0
12/8	CLEVELAND	1	1	4	57	14.3	22	0	1	21	21.0	21	0
12/19	at San Francisco	1	1	5	66	13.2	36	0	0	0	0.0	0	0
12/24	ST. LOUIS	1	0	4	82	20.5	46	0	0	0	0.0	0	0
1/1	at Cleveland	1	1	1	11	11.0	11	0	0	0	0.0	0	0
SEASON TOTALS		16	14	72	1,193	16.6	95t	8	5	57	11.4	21	0

POSTSEASON

1/8	at Denver	1	1	3	26	8.7	17	0	1	1	1.0	1t	1
POSTSEASON TOTALS		1	1	3	26	8.7	17	0	1	1	1.0	1t	1

WALLACE'S CAREER TOTALS

Year	Team	GP	GS	RECEIVING					RUSHING				
				Rec	Yds	Avg	Lg	TD	No	Yds	Avg	Lg	TD
2011	Pittsburgh	16	14	72	1,193	16.6	95t	8	5	57	11.4	21	0
NFL Totals		48	34	171	3,206	18.7	95t	24	15	144	9.6	21	0

WALLACE'S CAREER TOTALS

POSTSEASON

Year	Team	GP	GS	RECEIVING					RUSHING				
				Rec	Yds	Avg	Lg	TD	No	Yds	Avg	Lg	TD
2011	Pittsburgh	1	1	3	26	8.7	17	0	1	1	1.0	1t	1
NFL Totals		4	3	16	141	8.8	25t	1	3	-1	-0.3	4	1

86 HINES WARD

WR 6-0 205 14 GEORGIA

9/11 at Baltimore: Started the game to record his 14th season playing for the Steelers, which is the second-most seasons played in team history...made his 182nd career start at WR...had five receptions for 67 yards, including a long of 31...**9/18 vs. Seattle:** Started at WR...had four receptions for 33 yards...**9/25 at Indianapolis:** Started at WR...had three receptions for 17 yards, including a long of 11 yards...**10/2 at Houston:** Started at WR...had one reception for 19 yards...moved past Hall of Famer Don Maynard to rank 20th in NFL history in receiving yards (11,838)... **10/9 vs. Tennessee:** Started at WR...had a game-high seven catches for 54 yards and two touchdowns...marked his 16th career multi-touchdown game during the regular season...marked the third multi-touchdown game versus Tennessee, which is tied for the most against one team (Cincinnati)...it was the first time he had a multi-touchdown game since 11/9/09 at Denver...**10/16 vs. Jacksonville:** Saw action at WR...had three receptions for 47 yards...now has 11,939 receiving yards, moving past Hall of Famer Michael Irvin (11,904) to rank 19th in NFL history in receiving yards...**10/23 at Arizona:** Saw action at WR...had three receptions for 21 yards...**10/30 vs. New England:** Was inactive due to an ankle injury, snapping his streak of 55 consecutive games played...**11/6 vs. Baltimore:** Played in his 210th career game, starting at WR, after missing one game due to an ankle injury...left the game in the second quarter with concussion-like symptoms and did not return...**11/13 at Cincinnati:** Saw action at WR...had one reception for 10 yards...**11/27 at Kansas City:** Started at WR...had four receptions for 21 yards...**12/4 vs. Cincinnati:** Saw action at WR...recorded a team-high five receptions for 30 yards...reached 12,021 career receiving yards, becoming the first Steeler and 19th player in NFL history to reach 12,000 career receiving yards...became the third player in league history to reach 12,000 career receiving yards and win multiple Super Bowls (Hall of Famers Jerry Rice and Art Monk)...**12/8 vs. Cleveland:** Saw action at WR...had one reception for six yards...**12/19 at San Francisco:** Saw action at WR but did not record a catch...**12/24 vs. St. Louis:** Started at WR...tied for the team-high with four receptions for 32 yards...**1/1 at Cleveland:** Started at WR...had five catches for 24 yards...reached 1,000 catches for his career, becoming the first Steeler and the eighth player in NFL history to reach 1,000 career receptions...joined Hall of Famer Jerry Rice as the only two players to reach 1,000 career receptions and win multiple Super Bowls...passed Derrick Mason (12,061) for the 18th most receiving yards in NFL history with 12,083...**AFC Wild Card 1/8 at Denver:** Played in his 18th career postseason contest, tying Larry Brown (1972-1983) for the fourth-most postseason games played in franchise history.



2011 Steelers Updated Bios



WARD'S GAME-BY-GAME STATISTICS

Date	Opponent	GP	GS	RECEIVING					RUSHING				
				Rec	Yds	Avg	Lg	TD	No	Yds	Avg	Lg	TD
9/11	at Baltimore	1	1	5	67	13.4	31	0	0	0	0.0	0	0
9/18	SEATTLE	1	1	4	33	8.3	15	0	0	0	0.0	0	0
9/25	at Indianapolis	1	1	3	17	5.7	11	0	0	0	0.0	0	0
10/2	at Houston	1	1	1	19	19.0	19	0	0	0	0.0	0	0
10/9	TENNESSEE	1	1	7	54	7.7	16	2	0	0	0.0	0	0
10/16	JACKSONVILLE	1	0	3	47	15.7	19	0	0	0	0.0	0	0
10/23	at Arizona	1	0	3	21	7.0	9	0	0	0	0.0	0	0
10/30	NEW ENGLAND												
11/6	BALTIMORE	1	1	0	0	0.0	0	0	0	0	0.0	0	0
11/13	at Cincinnati	1	0	1	10	10.0	10	0	0	0	0.0	0	0
11/27	at Kansas City	1	1	4	21	5.3	14	0	0	0	0.0	0	0
12/4	CINCINNATI	1	0	5	30	6.0	12	0	0	0	0.0	0	0
12/8	CLEVELAND	1	0	1	6	6.0	6	0	0	0	0.0	0	0
12/19	at San Francisco	1	0	0	0	0.0	0	0	0	0	0.0	0	0
12/24	ST. LOUIS	1	1	4	32	8.0	19	0	0	0	0.0	0	0
1/1	at Cleveland	1	1	5	24	4.8	9	0	0	0	0.0	0	0
SEASON TOTALS		15	9	46	381	8.3	31	2	0	0	0.0	0	0

POSTSEASON

1/8	at Denver	1	0	0	0	0.0	0	0	0	0	0.0	0	0
POSTSEASON TOTALS		1	0	0	0	0.0	0	0	0	0	0.0	0	0

WARD'S CAREER TOTALS

Year	Team	GP	GS	RECEIVING					RUSHING				
				Rec	Yds	Avg	Lg	TD	No	Yds	Avg	Lg	TD
2011	Pittsburgh	15	9	46	381	8.3	31	2	0	0	0.0	0	0
NFL Totals		217	190	1,000	12,083	12.1	85t	85	57	428	7.5	39	1

WARD'S CAREER TOTALS POSTSEASON

Year	Team	GP	GS	RECEIVING					RUSHING				
				Rec	Yds	Avg	Lg	TD	No	Yds	Avg	Lg	TD
2011	Pittsburgh	1	0	0	0	0.0	0	0	0	0	0.0	0	0
NFL Totals		18	16	88	1,181	13.4	45	10	7	31	4.4	18	0

60 GREG WARREN

LS 6-3 252 7 NORTH CAROLINA

9/11 at Baltimore: Saw action at long-snapper...**9/18 vs. Seattle:** Saw action at long-snapper...**9/25 at Indianapolis:** Played in his 88th career game at long-snapper...**10/2 at Houston:** Saw action at long-snapper...**10/9 vs. Tennessee:** Played in his 90th career game at long-snapper...added one special teams tackle...**10/16 vs. Jacksonville:** Saw action at long-snapper...**10/23 at Arizona:** Saw action at long-snapper...**10/30 vs. New England:** Saw action at long-snapper...**11/6 vs. Baltimore:** Saw action at long-snapper...**11/13 at Cincinnati:** Saw action at long-snapper in his 95th career game...**11/27 at Kansas City:** Saw action at long-snapper...**12/4 vs. Cincinnati:** Saw action at long-snapper...**12/8 vs. Cleveland:** Saw action at long-snapper...**12/19 at San Francisco:** Served as the team's long-snapper...**12/24 vs. St. Louis:** Served as the team's long-snapper in his 100th career game...**1/1 at Cleveland:** Served as the team's long-snapper...**AFC Wild Card 1/8 at Denver:** Served as the team's long-snapper.

Career Special Teams Tackles (18): 4 in '05, 4 in '06, 4 in '07, 2 in '08, 3 in '10 and 1 in '11.

WARREN'S CAREER TOTALS

Year	Team	GP
2011	Pittsburgh	16
NFL Totals		101

WARREN'S CAREER POSTSEASON TOTALS

Year	Team	GP
2011	Pittsburgh	1
NFL Totals		9

56 LAMARR WOODLEY

LB 6-2 265 5 MICHIGAN

9/11 at Baltimore: Started at LOLB...had three tackles...registered the team's only sack, a nine-yarder, which gave him 40 for his career, tying him with Ernie Holmes for 10th on the team's all-time list...has posted at least one sacks in three of the past four Kickoff Weekend games...**9/18 vs. Seattle:** Started at LOLB...had five tackles...added a half-sack with NT Steve McLendon for three yards...is now 10th in team history with 40.5



2011 Steelers Updated Bios



sacks...was part of a defense that held the Seahawks to 164 total yards and had five sacks...**9/25 at Indianapolis:** Made his 50th career start at LOLB...had seven tackles and two pass breakups...was part of a defense that held the Colts to 241 total yards...**10/2 at Houston:** Started at LOLB...had seven tackles...**10/9 vs. Tennessee:** Started at LOLB...had four tackles and four QB pressures...had 1.5 sacks for 13.5 yards...recorded the teams' first interception of the season and the fourth of his career...registered at least one interception and one sack in the same game for the fourth time in his career and second time against the Titans...was part of a defense that held the Titans to 66 yards rushing...**10/16 vs. Jacksonville:** Started at LOLB...had eight tackles and three QB pressures...recorded two sacks for minus-11 yards...recorded multiple sacks in back-to-back weeks for the first time since 12/29/09 vs. Baltimore (2.0) – 1/3/10 at Miami (2.0)...was part of a defense that held the Jaguars to 209 total yards...**10/23 at Arizona:** Started at LOLB...had four tackles...had two sacks for a loss of 15 yards, marking the 15th multi-sack game of his career during the regular season...marked the second time in his career that he registered multiple sacks in three consecutive regular-season games (2008)...now has 46.0 career sacks, passing Aaron Smith (44.0) to tie Dwight White (46.0) for eighth-most in Steelers' history...forced a safety by pressuring QB Kevin Kolb into an intentional grounding penalty in the end zone...**10/30 vs. New England:** Started at LOLB...had two tackles...had two sacks...including the postseason, it marked the 12th time in the past 15 games he registered at least a half sack...it was the 16th regular-season game of his career with at least 1.5 sacks...marked the first time in team history that a Steelers' player registered at least 1.5 sacks in four consecutive regular-season games...was part of a defense that held the Patriots to 43 yards rushing and 213 total yards...**11/6 vs. Baltimore:** Was inactive due to a hamstring injury, snapping a streak of 58 consecutive games played and 46 consecutive starts...**11/13 at Cincinnati:** Was inactive due to a hamstring injury...missed two consecutive games for only the second time in his career (11/8/07 at NYJ – 11/26/07 vs. Mia)...**11/27 at Kansas City:** Was inactive due to a hamstring injury...**12/4 vs. Cincinnati:** Returned to action and started at LOLB after missing three games with a hamstring injury...re-injured his hamstring in the second quarter and did not return...**12/8 vs. Cleveland:** Was inactive due to a hamstring injury...**12/19 at San Francisco:** Returned to action after missing one game and started at LOLB...posted two tackles before leaving in the third quarter with a hamstring injury...**12/24 vs. St. Louis:** Was inactive due to a hamstring injury...**1/1 at Cleveland:** Was inactive due to a hamstring injury...**AFC Wild Card 1/8 at Denver:** Started at LOLB...had three tackles and one QB pressure...recovered his second career fumble in the postseason.

WOODLEY'S GAME-BY-GAME STATISTICS

Date	Opponent	GP	GS	T	AT	TOT	Sacks	Yds	Int/Yds	PD	FF	FR
9/11	at Baltimore	1	1	2	1	3	1.0	9.0	0/0	0	0	0
9/18	SEATTLE	1	1	2	3	5	0.5	3.0	0/0	0	0	0
9/25	at Indianapolis	1	1	5	2	7	0.0	0.0	0/0	0	0	0
10/2	at Houston	1	1	6	1	7	0.0	0.0	0/0	0	0	0
10/9	TENNESSEE	1	1	1	3	4	1.5	9.5	1/1	0	0	0
10/16	JACKSONVILLE	1	1	8	0	8	2.0	11.0	0/0	0	0	0
10/23	at Arizona	1	1	4	0	4	2.0	15.0	0/0	0	0	0
10/30	NEW ENGLAND	1	1	2	0	2	2.0	21.0	0/0	0	0	0
11/6	BALTIMORE						INACTIVE					
11/13	at Cincinnati						INACTIVE					
11/27	at Kansas City						INACTIVE					
12/4	CINCINNATI	1	1	0	1	1	0.0	0.0	0/0	0	0	0
12/8	CLEVELAND						INACTIVE					
12/19	at San Francisco	1	1	2	0	2	0.0	0.0	0/0	0	0	0
12/24	ST. LOUIS						INACTIVE					
1/1	at Cleveland						INACTIVE					
SEASON TOTALS		10	10	32	11	43	9.0	68.5	1/1	0	0	0
POSTSEASON												
1/8	at Denver	1	1	3	0	3	0.0	0.0	0/0	0	0	1
POSTSEASON TOTALS		1	1	3	0	3	0.0	0.0	0/0	0	0	1

WOODLEY'S CAREER TOTALS

Year	Team	GP	GS	T	AT	TOT	Sacks	Yds	Int/Yds	PD	FF	FR
2011	Pittsburgh	10	10	32	11	43	9.0	68.5	1/1	0	0	0
NFL Totals		70	57	197	76	273	48.0	341.0	4/29	12	7	7

WOODLEY'S CAREER TOTALS

POSTSEASON												
Year	Team	GP	GS	T	AT	TOT	Sacks	Yds	Int/Yds	PD	FF	FR
2011	Pittsburgh	1	1	3	0	3	0.0	0.0	0/0	0	0	1
NFL Totals		8	7	27	9	36	11.0	67.0	0/0	2	1	2

65 AL WOODS

DE 6-4 307 2 LSU

11/9: Signed to the Steelers' active roster after being released by the Seattle Seahawks to provide depth at the DE position...**11/13 at Cincinnati:** Was inactive...**11/27 at Kansas City:** Was inactive...**12/4 vs. Cincinnati:** Was inactive...**12/8 vs. Cleveland:** Was inactive...**12/19 at San Francisco:** Was inactive...**12/24 vs. St. Louis:** Was inactive...**1/1 at Cleveland:** Was inactive...**AFC Wild Card 1/8 at Denver:** Was inactive.



2011 Steelers Updated Bios



WOODS' GAME-BY-GAME STATISTICS

Date	Opponent	GP	GS	T	AT	TOT	Sacks	Yds	Int/Yds	PD	FF	FR
9/11	at San Francisco						INACTIVE					
9/18	at Pittsburgh	1	0	1	1	2	0.0	0.0	0/0	0	0	0
9/25	ARIZONA						INACTIVE					
10/2	ATLANTA						INACTIVE					
10/9	at N.Y. Giants	1	0	0	0	0	0.0	0.0	0/0	0	0	0
10/23	at Cleveland						INACTIVE					
10/30	CINCINNATI						INACTIVE					
11/6	at Dallas						INACTIVE					
11/13	at Cincinnati						INACTIVE					
11/27	at Kansas City						INACTIVE					
12/4	CINCINNATI						INACTIVE					
12/8	CLEVELAND						INACTIVE					
12/19	at San Francisco						INACTIVE					
12/24	ST. LOUIS						INACTIVE					
1/1	at Cleveland						INACTIVE					
SEASON TOTALS		2	0	1	1	2	0.0	0.0	0/0	0	0	0

POSTSEASON

1/8	at Denver						INACTIVE					
POSTSEASON TOTALS		0	0	0	0	0	0.0	0.0	0/0	0	0	0

WOODS' CAREER TOTALS

Year	Team	GP	GS	T	AT	TOT	Sacks	Yds	Int/Yds	PD	FF	FR
2011	Pittsburgh	0	0	0	0	0	0.0	0.0	0/0	0	0	0
NFL Totals		11	0	13	6	19	0.5	2.5	0/0	0	0	0

WOODS' CAREER TOTALS

POSTSEASON

Year	Team	GP	GS	T	AT	TOT	Sacks	Yds	Int/Yds	PD	FF	FR
2011	Pittsburgh	0	0	0	0	0	0.0	0.0	0/0	0	0	0
NFL Totals		0	0	0	0	0	0.0	0.0	0/0	0	0	0

93 JASON WORLDS

LB 6-2 262 2 VIRGINIA TECH

9/11 at Baltimore: Saw action at LB and on special teams...had two tackles...had one special teams tackle...**9/18 vs. Seattle:** Saw action at LB and on special teams, recording one special teams tackle...**9/25 at Indianapolis:** Saw action on special teams...**10/2 at Houston:** Saw action at LB and on special teams...had one tackle...**10/9 vs. Tennessee:** Was inactive due to a quad injury...**10/16 vs. Jacksonville:** Was inactive due to a quad injury...**10/23 at Arizona:** Was inactive due to a quad injury...**10/30 vs. New England:** Was inactive due to a quad injury...**11/6 vs. Baltimore:** Started his first career game at LOLB in place of injured LB LaMarr Woodley, after missing the past four games with a quad injury...had four tackles...**11/13 at Cincinnati:** Started at LOLB in place of the injured Woodley...had one tackle and two QB pressures...**11/27 at Kansas City:** Started at LOLB...had eight tackles and two QB pressures...recorded his first sack of the season and the third of his career...**12/4 vs. Cincinnati:** Saw action at LOLB filling in for the injured Woodley...added one special teams tackle...**12/8 vs. Cleveland:** Started at LOLB...had seven tackles and one QB pressure...recorded his first multi-sack game of his career...also forced his first career fumble...**12/19 at San Francisco:** Started at LOLB in place of the suspended James Harrison...finished with six tackles...**12/24 vs. St. Louis:** Started at LOLB in place of the injured Woodley...had four tackles and one QB pressure...**1/1 at Cleveland:** Started at LOLB in place of the injured Woodley...had three tackles...**AFC Wild Card 1/8 at Denver:** Saw action at LB and on special teams.

WORLDS' GAME-BY-GAME STATISTICS

Date	Opponent	GP	GS	T	AT	TOT	Sacks	Yds	Int/Yds	PD	FF	FR
9/11	at Baltimore	1	0	2	0	2	0.0	0.0	0/0	0	0	0
9/18	SEATTLE	1	0	0	0	0	0.0	0.0	0/0	0	0	0
9/25	at Indianapolis	1	0	0	0	0	0.0	0.0	0/0	0	0	0
10/2	at Houston	1	0	1	0	1	0.0	0.0	0/0	0	0	0
10/9	TENNESSEE						INACTIVE					
10/16	JACKSONVILLE						INACTIVE					
10/23	at Arizona						INACTIVE					
10/30	NEW ENGLAND						INACTIVE					
11/6	BALTIMORE	1	1	2	2	4	0.0	0.0	0/0	0	0	0
11/13	at Cincinnati	1	1	1	0	1	0.0	0.0	0/0	0	0	0
11/27	at Kansas City	1	1	3	5	8	1.0	5.0	0/0	0	0	0
12/4	CINCINNATI	1	0	0	1	1	0.0	0.0	0/0	0	0	0
12/8	CLEVELAND	1	1	6	1	7	2.0	11.0	0/0	0	1	0
12/19	at San Francisco	1	1	5	1	6	0.0	0.0	0/0	0	0	0
12/24	ST. LOUIS	1	1	2	2	4	0.0	0.0	0/0	0	0	0
1/1	at Cleveland	1	1	2	1	3	0.0	0.0	0/0	0	0	0
SEASON TOTALS		12	7	22	12	34	3.0	16.0	0/0	0	1	0



2011 Steelers Updated Bios



POSTSEASON

1/8	at Denver	1	0	0	0	0	0.0	0.0	0/0	0	0	0
POSTSEASON TOTALS		1	0	0	0	0	0.0	0.0	0/0	0	0	0

WORILDS' CAREER TOTALS

Year	Team	GP	GS	T	AT	TOT	Sacks	Yds	Int/Yds	PD	FF	FR
2011	Pittsburgh	12	7	24	13	37	3.0	16.0	0/0	0	1	0
NFL Totals		26	7	26	13	39	5.0	29.0	0/0	0	1	0

Career Special Teams Tackles (19): 16 in '10 and 3 in '11.

Recovered his first career fumble on special teams in 2010.

WORILDS' CAREER TOTALS

POSTSEASON

Year	Team	GP	GS	T	AT	TOT	Sacks	Yds	Int/Yds	PD	FF	FR
2011	Pittsburgh	1	0	0	0	0	0.0	0.0	0/0	0	0	0
NFL Totals		2	0	0	0	0	0.0	0.0	0/0	0	0	0

89 Jerricho Cotchery – WR

HEIGHT – 6-0

WEIGHT – 203

COLLEGE – North Carolina State

BORN – June 16, 1982

BIRTHPLACE – Birmingham, Ala.

HOW ACQUIRED – FA '11

NFL EXPERIENCE – 8th Year

PRO (103-65/9-5): Signed a one-year contract with the Steelers on August 11, 2011...released by the New York Jets on August 4, 2011...re-signed with the Jets on March 1, 2007...originally drafted by the Jets in the fourth round (108th overall) of the 2004 NFL Draft...has 358 receptions for 4,514 yards and 18 touchdowns...has 54 punt returns for 484 yards (9.0 avg.) and 23 kickoff returns for 538 yards (23.4 avg.)...has 79 career rushing yards...has 10 career 100-yard receiving games, two of which came in the postseason...has 29 career special teams tackles...postseason numbers include 30 receptions for 440 yards and two touchdowns...the 30 receptions are a Jets' team record for most postseason receptions.

2010 (14-5/3-1): Played in 14 games with five starts...had 41 receptions for 443 yards and two touchdowns...had 66 punt return yards...added 12 receptions for 146 yards and one touchdown in the postseason...became the Jets' all-time leader in postseason receptions (30).

2009 (14-12/3-3): Saw action in 14 games with 12 starts...led the team in receptions (57) and receiving yards (821) for the third consecutive season...had three receiving touchdowns...added his first career rushing touchdown...added a career-best 236 punt return yards (10.3 avg.)...started all three postseason contests...led the team in receptions (14) and receiving yards (194).

2008 (16-16/0-0): Started all 16 games at WR...led the team in receptions (71) and receiving yards (858) for the second consecutive season...added five receiving touchdowns...posted his first career multi-touchdown game.

2007 (15-15/0-0): Started 15 games at WR...led the team in receptions (82) and receiving yards (1,130)...the 82 receptions tied a career high and the 1,130 receiving yards are a career best...added two receiving touchdowns...set a career-high with 39 rushing yards...had a career-best four 100-yard receiving games...

2006: (16-16/1-1): Started all 16 regular-season games at WR and the lone postseason contest...set a career-high in receptions (82) for 961 yards and a career-high six receiving touchdowns...had four receptions for 100 yards in the lone postseason contest, including a 77-yard touchdown reception.

2005: (16-1/0-0): Played in all 16 games with one start...had 19 receptions for 251 yards...added 182 punt return yards and 102 yards on kickoff returns.

2004: (12-0/2-0): Saw action in 12 games, including two postseason contests...had six receptions for 60 yards...had a career-high 362 kickoff return yards, including a 94-yard kickoff return for a touchdown.

College: Broke school records in career receptions (200) and 100-yard receiving games (15)...finished second in school history in receiving yards (3,119) and touchdown catches (21)...ranks second in school history for receptions in a season (86) and receiving yards in a season (1,369)...ranks second all-time in the ACC for career 100-yard receiving games and second in career receiving yards...one of only two receivers in ACC history to have 200+ receptions and more than 3,000 receiving yards...a two-time all-ACC first-team selection...majored in sport management.

Personal: Attended Phillips High School (Birmingham, Ala.)...played both sides of the ball as a senior...caught 39 passes for 1,008 yards as a senior...added five interceptions, including one returned for a touchdown as a senior...also lettered four times in basketball...established the Cotchery Foundation in 2007...the organization aims to "Inspire children to conceive and achieve goals by providing programs and services designed to enhance their futures."...son of Bob and Katie Cotchery...Full name: Jerricho Cotchery.

COTCHERY'S CAREER REGULAR-SEASON TOTALS

RECEIVING

Year	Team	GP	GS	Rec	Yds	Avg	Lg	TD
2004	N.Y. Jets	14	5	6	60	10.0	18	0
2005	N.Y. Jets	14	12	19	251	13.2	45	0
2006	N.Y. Jets	16	16	82	961	11.7	71t	6
2007	N.Y. Jets	15	15	82	1,130	13.8	50	2
2008	N.Y. Jets	16	16	71	858	12.1	56t	5
2009	N.Y. Jets	16	1	57	821	14.4	53	3
2010	N.Y. Jets	12	0	41	433	10.6	49	2
NFL Totals		103	65	358	4,514	12.6	71t	18

Special Teams Tackles (29): 19 in '04 and 10 in '05.

COTCHERY'S CAREER REGULAR-SEASON TOTALS

RETURNING		PUNT RETURNS						KICKOFF RETURNS				
Year	Team	No	FC	Yds	Avg	Lg	TD	No	Yds	Avg	Lg	TD
2004	N.Y. Jets	0	0	0	0.0	0	0	13	362	27.8	94t	1
2005	N.Y. Jets	23	7	182	7.9	18	0	4	105	26.3	30	0
2006	N.Y. Jets	0	0	0	0.0	0	0	0	0	0.0	0	0
2007	N.Y. Jets	0	0	0	0.0	0	0	4	56	14.0	32	0
2008	N.Y. Jets	0	0	0	0.0	0	0	1	54	54.0	54	0
2009	N.Y. Jets	23	12	236	10.3	31	0	1	17	17.0	17	0
2010	N.Y. Jets	8	4	66	8.3	19	0	0	0	0.0	0	0
NFL Totals		54	23	484	9.0	31	0	23	594	25.8	94t	1

COTCHERY'S CAREER POSTSEASON TOTALS

RECEIVING		GP	GS	Rec	Yds	Avg	Lg	TD
2004	N.Y. Jets	2	0	0	0	0.0	0	0
2006	N.Y. Jets	1	1	4	100	25.0	77t	1
2009	N.Y. Jets	3	3	14	194	13.9	45	0
2010	N.Y. Jets	3	1	12	146	12.2	58	1
NFL Totals		9	5	30	440	14.7	77t	2

COTCHERY'S CAREER POSTSEASON TOTALS

RETURNING		PUNT RETURNS						KICKOFF RETURNS				
Year	Team	No	FC	Yds	Avg	Lg	TD	No	Yds	Avg	Lg	TD
2004	N.Y. Jets	0	0	0	0.0	0	0	8	179	22.4	30	0
2006	N.Y. Jets	0	0	0	0.0	0	0	0	0	0.0	0	0
2009	N.Y. Jets	6	6	72	12.0	25	0	0	0	0.0	0	0
2010	N.Y. Jets	2	3	20	10.0	15	0	2	23	11.5	12	0
NFL Totals		8	9	92	11.5	25	0	10	202	20.2	30	0

79 Trai Essex – OG

HEIGHT – 6-5

WEIGHT – 324

COLLEGE – Northwestern

BORN – December 5, 1982

BIRTHPLACE – Fort Wayne, Ind.

HOW ACQUIRED – D3-'05 (#93)

NFL EXPERIENCE – 7th year

PRO (60-25/5-1): Re-signed a one-year contract with the Steelers on August 22, 2011...re-signed a two-year contract with the Steelers on March 17, 2009...re-signed a one-year contract with the Steelers on March 17, 2008...originally drafted by the Steelers in the third round (93rd overall) of the 2005 NFL Draft.

2010 (12-5/3-0): Played in 12 games on the offensive line, starting five of them...missed four games due to an ankle injury...played at both guard and tackle, filling in for various injured players on the offensive line...helped pave the way for RB Rashard Mendenhall to rush for a career-high 1,273 yards and a career-high 13 touchdowns...helped block for Steelers' rushers to gain 120.3 yards per game on the ground... helped block for QB Ben Roethlisberger to throw for 3,200 yards and 17 touchdowns and for the Steelers' offense to gain 345.3 yards per game...saw action in all three postseason contests...helped block for Steelers' rushers to gain 121.0 yards per game during the postseason and for Roethlisberger to throw for 622 yards and four touchdowns...**9/12 vs. Atlanta:** Made his 17th consecutive start at right guard...helped block for QB Dennis Dixon to throw for a career-high 236 yards...helped pave the way for Mendenhall to rush for 120 yards including the game-winning 50-yard run for a touchdown in overtime...helped block for a Steelers' rushing attack that had 143 yards on the ground...**9/19 at Tennessee:** Made his 18th consecutive start at right guard...**9/26 at Tampa Bay:** Was inactive due to an ankle injury...snapped his streak of 18 consecutive starts at right guard...**10/3 vs. Baltimore:** Was inactive for the second consecutive game with an ankle injury...**10/17 vs. Cleveland:** Was inactive for the third straight game with an ankle injury...**10/24 at Miami:** Was inactive for the fourth straight game with an ankle injury...**10/31 at New Orleans:** Started at right guard after missing four games with an ankle injury...**11/8 at Cincinnati:** Made his second straight start at right guard... helped block for Steelers' rushers to gain 121 yards on the ground...**11/14 vs. New England:** Made his third consecutive start at right guard...helped block for Roethlisberger to throw for a season-high 387 yards and three touchdowns and for the offense to gain a season-high 425 yards...**11/21 vs. Oakland:** Saw action on the offensive line...helped block for Steelers' rushers to gain 162 yards on the ground, for Roethlisberger to throw for 275 yards and three touchdowns, and for the Steelers' offense to gain 431 yards of total offense...**11/28 at Buffalo:** Saw action on the offensive line...helped block for Mendenhall to gain a season-high 151 yards rushing...helped block for Steelers' rushers to gain a season-high 206 yards rushing and for Roethlisberger to throw for 246 yards...helped block for a Steelers' offense that had 426 total yards...**12/5 at Baltimore:** Saw action on the offensive line and on special teams...helped block for Roethlisberger to throw for 253 yards and one touchdown...**12/12 vs. Cincinnati:** Saw action on the offensive line and on special teams...helped block for the Steelers' offense to gain 354 total yards and for Roethlisberger to throw for 258 yards...**12/19 vs. N.Y. Jets:** Saw action on the offensive line and on special teams...helped block for Steelers' rushers to gain 147 yards on the ground and for Roethlisberger to throw for 264 yards and one touchdown...**12/23 vs. Carolina:** Saw action on the offensive line and on special teams for the 11th game this season...helped block for the Steelers' offense to gain 408 yards of total offense and for Roethlisberger to throw for 320 yards and one touchdown...helped block for Steelers' rushers to gain 115 yards on the ground...**1/2 at Cleveland:** Saw action on the offensive line...helped block for the Steelers' offense to gain 418 total yards and for Roethlisberger to throw for 280 yards and two touchdowns... **AFC Divisional Game 1/15 vs. Baltimore:** Saw action on the offensive line and on special teams in the third postseason game of his career...saw significant action at RT in place of injured RT Flozell Adams...helped block for the Steelers' offense to gain 263 total yards and for Roethlisberger to throw for 226 yards and two touchdowns...**AFC Championship Game 1/23 vs. N.Y. Jets:** Saw action on the offensive line and on special teams...helped block for the Steelers' offense to gain 287 total yards and for Mendenhall to rush for 121 yards and one touchdown...was part of an offensive line that didn't commit a penalty...**Super Bowl XLV 2/6 vs. Green Bay:** Saw action on the offensive line... helped block for the Steelers' offense to gain 387 total yards and for Roethlisberger to throw for 263 yards and two touchdowns.

2009 (16-16): Started all 16 games at RG...provided protection for QB Ben Roethlisberger to throw for more than 4,300 yards, 26 touchdowns, and complete 66% of his passes during his record-setting season...**9/10 vs. Tennessee:** Made his fifth career start at RG...provided protection for Ben Roethlisberger to complete 33-of-43 passes (76.7 pct.) for 363 yards with one touchdown...**9/20 at Chicago:** Made his second consecutive start at RG...provided protection for Roethlisberger to complete 23-of-35 passes (65.7 pct.) for 221 yards with one touchdown...**9/27 at Cincinnati:** Made his third consecutive start at RG...paved way for Willie Parker to rush 25 times for 93 yards (3.7 avg.) with a long of 24...**10/4 vs. San Diego:** Made his fourth consecutive start at RG...paved the way for Rashard Mendenhall to rush 165 yards in 29 attempts (5.7 avg.) with two touchdowns...**10/11 at Detroit:** Made his fifth consecutive start at RG...provided protection for Ben Roethlisberger to complete 23-of-30 passes (76.7 pct.) for 277 yards with three touchdowns...**10/18 vs. Cleveland:** Made his sixth consecutive start at RG...provided protection for Ben Roethlisberger to complete 23-of-35 passes (65.6 pct.) for 417 yards with two touchdowns...**10/25 vs. Minnesota:** Made his seventh consecutive start at RG...provided protection for Ben Roethlisberger to complete 14-of-26 passes (53.8 pct.) for 175 yards with one touchdown...**11/9 at Denver:** Made his eighth consecutive start at RG...provided protection for Ben Roethlisberger to complete 21-of-29 passes (72.4 pct.) for 233 yards with one touchdown...paved the way for Rashard Mendenhall to rush 22 times for 155 yards (7.0 avg.) with a long of 36...**11/15 vs. Cincinnati:** Made his ninth consecutive start at RG...provided protection for Ben Roethlisberger to complete 20-of-40 passes (50.0 pct.) for 174 yards...**11/22 at Kansas City:** Made his 10th consecutive start at RG...provided protection for Ben Roethlisberger to complete 32-of-42 passes (76.2 pct.) for 398 yards with three touchdowns...**11/29 at Baltimore:** Made his 11th consecutive start at RG...paved the way for Rashard Mendenhall to rush 95 yards in 24 attempts (4.0 avg.) with a long of 15...marked the first time of the season the offensive line did not allow a sack...**12/6 vs. Oakland:** Made his 12th consecutive start at RG...paved the way for Rashard Mendenhall to rush 103 yards in 20 attempts (5.2 avg.) with one touchdown...provided protection for Ben Roethlisberger to complete

18-of-24 passes (75.0 pct.) for 278 yards with two touchdowns...**12/10 at Cleveland:** Made his 13th consecutive start at RG...provided protection for Ben Roethlisberger to complete 18-of-32 passes (56.2 pct.) for 201 yards with a long of 24...**12/20 vs. Green Bay:** Made his 14th consecutive start at RG...provided protection for Ben Roethlisberger to complete 29-of-46 passes (63.0 pct.) for 503 yards and three touchdowns...**12/27 vs. Baltimore:** Made his 15th consecutive start at RG...provided protection for Ben Roethlisberger to complete 17-of-33 passes (51.5 pct.) for 259 yards with one touchdown...**1/3 at Miami:** Made his 16th consecutive start at RG...provided protection for Ben Roethlisberger to complete 18-of-27 passes (66.7 pct.) for 220 yards and three touchdowns...paved the way for Rashard Mendenhall to rush 94 yards in 20 attempts (4.7 avg.) with a long of 36 and Willie Parker to rush

2008 (9-0/1-0): Played in nine regular-season games...saw his most significant action of the season on October 5 at Jacksonville when he relieved an injured Marvel Smith at LT...saw action as a reserve during the fourth quarter of the AFC Divisional Game against San Diego...**9/7 vs. Houston:** Played as a reserve along the offensive line and on special teams...**9/14 at Cleveland:** Was inactive...**9/21 at Philadelphia:** Was inactive...**9/29 vs. Baltimore:** Was inactive...**10/5 at Jacksonville:** Played in his 26th career game...saw extensive action at LT during the second half due to an injury to Smith...helped clear the way for the Steelers to rush for 129 yards on 26 carries (5.0 avg.) as a team...**10/19 at Cincinnati:** Played in his 27th career game...contributed on special teams...**10/26 vs. New York Giants:** Played in his third consecutive game...contributed on special teams...**11/3 at Washington:** Played in his fourth consecutive game...contributed on special teams...**11/9 vs. Indianapolis:** Played in his fifth consecutive game...served as the team's third tight end on goal-line formations...contributed on special teams...**11/16 vs. San Diego:** Played in his sixth consecutive game... served as the team's third tight-end on goal-line formations and played a couple of snaps at RG when Darnell Stapleton briefly left the game...contributed on special teams...**11/20 vs. Cincinnati:** Dressed but did not play...**11/30 at New England:** Dressed but did not play...**12/7 vs. Dallas:** Dressed but did not play...**12/14 at Baltimore:** Played in his 32nd career game as a reserve along the offensive line...**12/21 at Tennessee:** Dressed but did not play...**12/28 vs. Cleveland:** Played in his 33rd career game...saw action at offensive tackle during the fourth quarter... **AFC Divisional Game 1/11 vs. San Diego:** Played in his second consecutive postseason game as a reserve along the offensive line during the final two drives in the fourth quarter...**AFC Championship Game 1/18 vs. Baltimore:** Dressed but did not play...**Super Bowl XLIII 2/1 vs. Arizona:** Dressed but did not play.

2007 (2-0/1-1): Appeared in two games as a reserve tackle and special teams contributor...made first start of the season and first career playoff start in the AFC Wild Card Game at LT...**9/9 at Cleveland:** Was inactive...**9/16 vs. Buffalo:** Was inactive...**9/23 vs. San Francisco:** Was inactive...**9/30 at Arizona:** Was inactive...**10/7 vs. Seattle:** Was inactive...**10/21 at Denver:** Was inactive...**10/28 at Cincinnati:** Was inactive...**11/5 vs. Baltimore:** Was inactive...**11/11 vs. Cleveland:** Was inactive...**11/18 at New York Jets:** Was inactive...**11/26 vs. Miami:** Dressed for the first time but did not see any action...**12/2 vs. Cincinnati:** Dressed and saw action on special teams...**12/9 at New England:** Was inactive...**12/16 vs. Jacksonville:** Was inactive...**12/20 at St. Louis:** Saw his first offensive action of the season...helped Najeh Davenport run for 123 yards on 24 carries (5.1 avg.) and one TD, while also allowing Ben Roethlisberger to finish 16-of-20 passing for 261 yards and three TDs, which gave him his third perfect (158.3) passer rating of his career, tying Peyton Manning's NFL record...**12/30 at Baltimore:** Saw action in his second consecutive and 24th career game...**AFC Wild Card Game 1/5 vs. Jacksonville:** Made his first start of the season at LT...was also the first postseason start of his career...gave Ben Roethlisberger time to finish 29-of-42 for 337 yards passing with two TDs...also helped Davenport finish the game with two rushing TDs.

2006 (15-0): Saw action in all but one game, primarily on special teams and goal-line situations...**9/7 vs. Miami:** Saw action on special teams and goal line...**9/18 at Jacksonville:** Dressed but did not play...**9/24 vs. Cincinnati:** Saw action on special teams and goal line...**10/8 at San Diego:** Saw action on goal line and special teams...**10/15 vs. Kansas City:** Saw action at left tackle and on goal line...**10/22 at Atlanta:** Saw action on special teams and goal line...**10/29 at Oakland:** Saw action on special teams and goal line...**11/5 vs. Denver:** Saw action on special teams and goal line...helped spring Willie Parker for a three-yard TD run in the third quarter...**11/12 vs. New Orleans:** Saw action on special teams and goal line...helped Parker score on touchdown runs of four and three yards...**11/19 at Cleveland:** Saw action on special teams and goal line...helped Parker score on a one-yard run in the fourth quarter...**11/26 at Baltimore:** Saw action on special teams...**12/3 vs. Tampa Bay:** Saw action on goal line and special teams...**12/7 vs. Cleveland:** Saw action at LT...helped spring Roethlisberger on a two-yard touchdown run...**12/17 at Carolina:** Saw action on special teams and goal line... played LT in the fourth quarter...**12/24 vs. Baltimore:** Saw action on special teams and goal line...**12/31 at Cincinnati:** Saw action on goal line and special teams.

2005 (6-4/0-0): Saw action in six games at left tackle while starting four in place of the injured Smith...**9/11 vs. Tennessee:** Was inactive...**9/18 at Houston:** Was inactive...**9/25 vs. New England:** Was inactive...**10/10 at San Diego:** Was inactive...**10/16 vs. Jacksonville:** Was inactive...**10/23 at Cincinnati:** Was inactive...**10/31 vs. Baltimore:** Was inactive...**11/6 at Green Bay:** Was inactive...**11/13 vs. Cleveland:** Was inactive...**11/20 at Baltimore:** Started his first career game at left tackle in place of the injured Marvel Smith...**11/28 at Indianapolis:** Played at left tackle after starter Smith sprained his left ankle in the second quarter...played the remainder of the game at left tackle...**12/4 vs. Cincinnati:** Started at left tackle in place of the injured Smith, his second career start...**12/11 vs. Chicago:** Started for the second straight game...helped the team amass 190 rushing yards on 46 carries (4.1 avg.)...**12/18 at Minnesota:** Started at left tackle for the third straight game... helped team possess the ball for 36:48 and gain 142 yards rushing...**12/24 at Cleveland:** Saw action at left tackle in the second half...helped team compile 209 rushing yards on 35 rushes (6.0 avg.)...**1/1 vs. Detroit:** Was active but did not play...**AFC Wild Card Game 1/8 at Cincinnati:** Was inactive...**AFC Divisional Game 1/15 at Indianapolis:** Was inactive...**AFC Championship Game 1/22 at Denver:** Was inactive... **Super Bowl XL 2/5 vs. Seattle:** Was inactive.

COLLEGE: Manned the left tackle position for his final 37 games...majored in African American studies. **2004:** A three-year starter (left tackle) on the offensive line...played a key role in allowing just 12 sacks...helped NU rank 29th nationally in total offense (409.5 ypg). **2003:** Team's starting left tackle...made his 25th straight start in the Motor City Bowl game at tackle...was named to ESPN.com's 2003 All-Bowl team for his performance vs. Bowling Green, when NU rushed for a bowl-record 357 yards. **2002:** Moved from tight end to offensive tackle during the preseason...was making excellent progress at the position until an ankle injury slowed him down during preseason camp...came back to start at left tackle versus Air Force...started all 12 games. **2001:** Started every game as a tight end in 2001 for Northwestern, catching three passes for 24 yards and a touchdown... true freshman tight end who was named to The Sporting News Big Ten All-Freshman team...scored his first collegiate touchdown against Iowa, a 3-yard reception...first reception was a 13-yarder at Duke...majored in African-American studies.

PERSONAL: Attended Paul Harding High School (Fort Wayne, Ind.)... ranked the fifth-best tight end in the country by Tom Lemming's Prep Football Report and earned All-America honors as a senior...Prep Star Super 30 All-Midwest Region, Prep Star Top 125 Dream Team, SuperPrep all-region, Bloomington Herald Top 33 all-state, Associated Press all-state and Indiana Football Coaches Association (IFCA) Top 50 all-state team choice in his final year...IFCA Region III MVP, National High School Football All-Star and selected to play in the Indiana North-South All-Star Game...caught 83 balls for 1,416 yards and 14 touchdowns in his high school career...lettered four times each in football and basketball...named all-conference in basketball as junior and was a member of the school's honor roll 10 times...son of Kimberly and Donald Essex...Full name: Trai Jamar Essex.

37 Anthony Madison – CB

HEIGHT – 5-9

WEIGHT – 180

COLLEGE – Alabama

BORN – Oct. 8, 1981

BIRTHPLACE – Thomasville, Ala.

HOW ACQUIRED – FA – '11

NFL EXPERIENCE –6th year

PRO (71-1/7-0): Signed to the Steelers' active roster on January 3, 2012...released by the Detroit Lions on November 7, 2011...signed by the Lions on September 27, 2011...released by the Lions on September 3, 2011...signed as an unrestricted free agent with the Lions on August 14, 2011...signed by the Steelers on December 2, 2009...released by the Indianapolis Colts on December 1, 2009...signed by the Colts on November 10, 2009...released by the Cleveland Browns on November 3, 2009...signed by the Browns on September 22, 2009...released by the Steelers on September 5, 2009...signed by the Steelers on November 30, 2007...released by the Tampa Bay Buccaneers on September 11, 2007...signed by the Buccaneers on September 2, 2007...released by the Steelers on September 1, 2007...signed to the Steelers' active 53-man roster on Oct. 7, 2006...originally signed with the Steelers on April 30, 2006, as an undrafted rookie free agent.

2011 (5-0): Saw action in five games with the Lions...had three special teams tackles.

2010 (16-1/3-0): Played in all 16 regular-season games, starting one of them at CB...saw action mainly on special teams...finished the season with five tackles...recorded his first career sack and first career interception in the season finale at Cleveland on January 2, 2011...led the team with 22 special teams tackles, and recovered one fumble on special teams...saw action in all three postseason contests...finished the postseason with two tackles and was tied for the team lead with five special teams tackles.

2009 (12-0): Played in five games with the Steelers, four with the Browns and three with the Colts...recorded eight special teams tackles in the five games he played with the Steelers.

2008 (16-0/3-0): Played in all 16 regular-season contests for the first time in his career...led the team with a career-high 25 special teams tackles...finished the season with two tackles on defense...played in all three postseason games, leading the team with seven postseason special teams tackles.

2007 (9-0/1-0): Saw action in nine games on special teams and in the secondary...began the season with the Buccaneers but did not see action in any games...tied for third on the team with 11 special teams tackles and had one fumble recovery on special teams...recorded one special teams tackle in the team's lone postseason contest.

2006 (13-0): Spent the first three weeks of the season on the practice squad before being signed to the active roster on October 7...played in 13 games on special teams and in the secondary...finished with three defensive tackles and 10 special teams tackles.

COLLEGE: Played in 50 games, starting his final 37 games at cornerback for the Crimson Tide...recorded 140 tackles, five interceptions and 30 pass breakups in his career...graduated in three years with a degree in marketing but was able to play his senior season. **2005:** Started every contest...recorded 42 tackles and five pass breakups...was part of a defense that finished first in scoring defense, second in total defense, fifth in pass defense and ninth in rushing defense. **2004:** Started every game...had 21 tackles, a team-high four interceptions and a team-high 10 pass breakups...added one fumble recovery and one blocked kick. **2003:** Started every game...had 59 tackles, one interception, three pass breakups, one fumble recovery and one blocked kick. **2002:** Played in every game and had two starts...had 11 tackles and six pass breakups. **2001:** Did not play.

PERSONAL: During his high school career at Thomasville, played quarterback, wide receiver, running back, defensive back and returned kicks...was a two-time all-state pick and once had over 400 all-purpose yards in a game, scoring five touchdowns...his career stats include 14 interceptions and over 4,000 yards of offense...participated in the Alabama-Mississippi All-Star game...played basketball, where he also earned all-state honors and ran track...son of Robert and Estelle Madison... has two brothers and nine sisters...member of Athletes In Action and the Fellowship of Christian Athletes (FCA)...Full name: Anthony David Madison.

MADISON'S 2011 GAME-BY-GAME STATISTICS

(Detroit Lions)												
Date	Opponent	GP	GS	T	AT	TOT	Sacks	Yds	Int/Yds	PD	FF	FR
10/2	at Dallas	1	0	0	0	0	0.0	0.0	0/0	0	0	0
10/10	CHICAGO	1	0	0	0	0	0.0	0.0	0/0	0	0	0
10/16	SAN FRANCISCO	1	0	0	0	0	0.0	0.0	0/0	0	0	0
10/23	ATLANTA	1	0	0	0	0	0.0	0.0	0/0	0	0	0
10/30	at Denver	1	0	0	0	0	0.0	0.0	0/0	0	0	0
SEASON TOTALS		5	0	0	0	0	0.0	0.0	0/0	0	0	0

MADISON'S 2010 GAME-BY-GAME STATISTICS

Date	Opponent	GP	GS	T	AT	TOT	Sacks	Yds	Int/Yds	PD	FF	FR
9/12	ATLANTA	1	0	0	0	0	0.0	0.0	0/0	0	0	0
9/19	at Tennessee	1	0	0	0	0	0.0	0.0	0/0	0	0	0
9/26	at Tampa Bay	1	0	0	0	0	0.0	0.0	0/0	0	0	0
10/3	BALTIMORE	1	0	0	0	0	0.0	0.0	0/0	0	0	0
10/17	CLEVELAND	1	0	0	0	0	0.0	0.0	0/0	0	0	0
10/24	at Miami	1	0	0	0	0	0.0	0.0	0/0	0	0	0
10/31	at New Orleans	1	0	0	0	0	0.0	0.0	0/0	0	0	0

11/8	at Cincinnati	1	0	0	0	0	0.0	0.0	0/0	0	0	0
11/14	NEW ENGLAND	1	0	0	0	0	0.0	0.0	0/0	0	0	0
11/21	OAKLAND	1	0	0	0	0	0.0	0.0	0/0	0	0	0
11/28	at Buffalo	1	1	3	1	4	0.0	0.0	0/0	0	0	0
12/5	at Baltimore	1	0	0	0	0	0.0	0.0	0/0	0	0	0
12/12	CINCINNATI	1	0	0	0	0	0.0	0.0	0/0	0	0	0
12/19	N.Y. JETS	1	0	0	0	0	0.0	0.0	0/0	0	0	0
12/23	CAROLINA	1	0	0	0	0	0.0	0.0	0/0	0	0	0
1/2	at Cleveland	1	0	1	0	1	1.0	9.0	1/-1	0	0	0
SEASON TOTALS		16	1	4	1	5	1.0	9.0	1/-1	0	0	0

POSTSEASON

1/15	BALTIMORE	1	0	1	0	1	0.0	0.0	0/0	0	0	0
1/23	N.Y. JETS	1	0	0	0	0	0.0	0.0	0/0	0	0	0
2/6	vs. Green Bay	1	0	1	0	1	0.0	0.0	0/0	0	0	0
POSTSEASON TOTALS		3	0	2	0	2	0.0	0.0	0/0	0	0	0

MADISON'S 2009 GAME-BY-GAME STATISTICS
(Cleveland 9/27-10/25, Indianapolis 11/15-11/29, Pittsburgh 12/6-1/3)

Date	Opponent	GP	GS	T	AT	TOT	Sacks	Yds	Int/Yds	PD	FF	FR
9/27	at Baltimore	1	0	0	0	0	0.0	0.0	0/0	0	0	0
10/11	at Buffalo	1	0	0	0	0	0.0	0.0	0/0	0	0	0
10/18	at Pittsburgh	1	0	0	0	0	0.0	0.0	0/0	0	0	0
10/25	GREEN BAY	1	0	0	0	0	0.0	0.0	0/0	0	0	0
11/15	NEW ENGLAND	1	0	0	0	0	0.0	0.0	0/0	0	0	0
11/22	at Baltimore	1	0	0	0	0	0.0	0.0	0/0	0	0	0
11/29	at Houston	1	0	0	0	0	0.0	0.0	0/0	0	0	0
12/6	OAKLAND	1	0	0	0	0	0.0	0.0	0/0	0	0	0
12/10	at Cleveland	1	0	0	0	0	0.0	0.0	0/0	0	0	0
12/20	GREEN BAY	1	0	0	0	0	0.0	0.0	0/0	0	0	0
12/27	BALTIMORE	1	0	0	0	0	0.0	0.0	0/0	0	0	0
1/3	at Miami	1	0	0	0	0	0.0	0.0	0/0	0	0	0
SEASON TOTALS		12	0	0	0	0	0.0	0.0	0/0	0	0	0

MADISON'S 2008 GAME-BY-GAME STATISTICS

Date	Opponent	GP	GS	T	AT	TOT	Sacks	Yds	Int/Yds	PD	FF	FR
9/7	HOUSTON	1	0	0	0	0	0.0	0.0	0/0	0	0	0
9/14	at Cleveland	1	0	0	0	0	0.0	0.0	0/0	0	0	0
9/21	at Philadelphia	1	0	0	0	0	0.0	0.0	0/0	0	0	0
9/29	BALTIMORE	1	0	0	0	0	0.0	0.0	0/0	0	0	0
10/5	at Jacksonville	1	0	0	0	0	0.0	0.0	0/0	0	0	0
10/19	at Cincinnati	1	0	1	0	1	0.0	0.0	0/0	0	0	0
10/26	NEW YORK GIANTS	1	0	0	0	0	0.0	0.0	0/0	0	0	0
11/3	at Washington	1	0	0	0	0	0.0	0.0	0/0	0	0	0
11/9	INDIANAPOLIS	1	0	0	1	1	0.0	0.0	0/0	0	0	0
11/16	SAN DIEGO	1	0	0	0	0	0.0	0.0	0/0	0	0	0
11/20	CINCINNATI	1	0	0	0	0	0.0	0.0	0/0	0	0	0
11/30	at New England	1	0	0	0	0	0.0	0.0	0/0	0	0	0
12/7	DALLAS	1	0	0	0	0	0.0	0.0	0/0	0	0	0
12/14	at Baltimore	1	0	0	0	0	0.0	0.0	0/0	0	0	0
12/21	at Tennessee	1	0	0	0	0	0.0	0.0	0/0	0	0	0
12/28	CLEVELAND	1	0	0	0	0	0.0	0.0	0/0	0	0	0
SEASON TOTALS		16	0	1	1	2	0.0	0.0	0/0	0	0	0

POSTSEASON

1/11	SAN DIEGO	1	0	0	0	0	0.0	0.0	0/0	0	0	0
1/18	BALTIMORE	1	0	0	0	0	0.0	0.0	0/0	0	0	0
2/1	vs. Arizona	1	0	0	0	0	0.0	0.0	0/0	0	0	0
POSTSEASON TOTALS		3	0	0	0	0	0.0	0.0	0/0	0	0	0

MADISON'S 2007 GAME-BY-GAME STATISTICS

Date	Opponent	GP	GS	T	AT	TOT	Sacks	Yds	Int/Yds	PD	FF	FR
11/5	BALTIMORE	1	0	0	0	0	0.0	0.0	0/0	0	0	0
11/11	CLEVELAND	1	0	0	0	0	0.0	0.0	0/0	0	0	0
11/18	at New York Jets	1	0	0	0	0	0.0	0.0	0/0	0	0	0
11/26	MIAMI	1	0	0	0	0	0.0	0.0	0/0	0	0	0
12/2	CINCINNATI	1	0	0	0	0	0.0	0.0	0/0	0	0	0
12/9	at New England	1	0	0	0	0	0.0	0.0	0/0	0	0	0
12/16	JACKSONVILLE	1	0	0	0	0	0.0	0.0	0/0	0	0	0
12/20	at St. Louis	1	0	0	0	0	0.0	0.0	0/0	0	0	0

12/30	at Baltimore	1	0	0	0	0	0.0	0.0	0/0	0	0	0
SEASON TOTALS		9	0	0	0	0	0.0	0.0	0/0	0	0	0

POSTSEASON

1/5	JACKSONVILLE	1	0	0	0	0	0.0	0.0	0/0	0	0	0
POSTSEASON TOTALS		1	0	0	0	0	0.0	0.0	0/0	0	0	0

MADISON'S 2006 GAME-BY-GAME STATISTICS

Date	Opponent	GP	GS	T	AT	TOT	Sacks	Yds	Int/Yds	PD	FF	FR
9/7	MIAMI											
							PRACTICE SQUAD					
9/18	at Jacksonville											
							PRACTICE SQUAD					
9/24	CINCINNATI											
							PRACTICE SQUAD					
10/8	at San Diego	1	0	0	0	0	0.0	0.0	0/0	0	0	0
10/15	KANSAS CITY	1	0	0	0	0	0.0	0.0	0/0	0	0	0
10/22	at Atlanta	1	0	0	0	0	0.0	0.0	0/0	0	0	0
10/29	at Oakland	1	0	0	0	0	0.0	0.0	0/0	0	0	0
11/5	DENVER	1	0	0	0	0	0.0	0.0	0/0	0	0	0
11/12	NEW ORLEANS	1	0	1	0	1	0.0	0.0	0/0	0	0	0
11/19	at Cleveland	1	0	0	0	0	0.0	0.0	0/0	0	0	0
11/26	at Baltimore	1	0	0	0	0	0.0	0.0	0/0	0	0	0
12/3	TAMPA BAY	1	0	0	1	1	0.0	0.0	0/0	0	0	0
12/7	CLEVELAND	1	0	0	0	0	0.0	0.0	0/0	0	0	0
12/17	at Carolina	1	0	1	0	1	0.0	0.0	0/0	0	0	0
12/24	BALTIMORE	1	0	0	0	0	0.0	0.0	0/0	0	0	0
12/31	at Cincinnati	1	0	0	0	0	0.0	0.0	0/0	0	0	0
SEASON TOTALS		13	0	2	1	3	0.0	0.0	0/0	0	0	0

MADISON'S CAREER TOTALS

Year	Team	GP	GS	T	AT	TOT	Sacks	Yds	Int/Yds	PD	FF	FR
2011	Detroit	5	0	0	0	0	0.0	0.0	0/0	0	0	0
2010	Pittsburgh	16	1	4	1	5	1.0	9.0	1/-1	0	0	0
2009	Cle/Ind/Pit	12	0	0	0	0	0.0	0.0	0/0	0	0	0
2008	Pittsburgh	16	0	1	1	2	0.0	0.0	0/0	0	0	0
2007	Pittsburgh	9	0	0	0	0	0.0	0.0	0/0	0	0	0
2006	Pittsburgh	13	0	2	1	3	0.0	0.0	0/0	0	0	0
NFL Totals		71	1	7	3	10	1.0	9.0	1/-1	0	0	0

Career Special Teams Tackles (79): 10 in '06, 11 in '07, 25 in '08, 8 in '09, 22 in '10, and 3 in '11.

Additional Statistics: Has two fumble recoveries on special teams, one in '10 and one in '07.

MADISON'S CAREER TOTALS

POSTSEASON

Year	Team	GP	GS	T	AT	TOT	Sacks	Yds	Int/Yds	PD	FF	FR
2010	Pittsburgh	3	0	2	0	2	0.0	0.0	0/0	0	0	0
2008	Pittsburgh	3	0	0	0	0	0.0	0.0	0/0	0	0	0
2007	Pittsburgh	1	0	0	0	0	0.0	0.0	0/0	0	0	0
NFL Totals		7	0	2	0	2	0.0	0.0	0/0	0	0	0

Postseason Special Teams Tackles (13): 1 in '07, 7 in '08 and 5 in '10.

69 Jamon Meredith – OT

HEIGHT – 6-5

WEIGHT – 304

COLLEGE – South Carolina

BORN – May 11, 1986

BIRTHPLACE – Simpsonville, S.C.

HOW ACQUIRED – FA – '11

NFL EXPERIENCE – 3rd year

PRO (13-4/0-0): Signed by the Steelers on September 13, 2011 to provide depth on the offensive line...released by the New York Giants on September 3, 2011...signed by the Giants on October 18, 2010...released by the Detroit Lions on October 17, 2010...signed by the Lions on October 5, 2010...released by the Buffalo Bills on October 4, 2010...signed by the Bills from the Green Bay Packers' practice squad on September 22, 2009...signed to the Packers' practice squad on September 6, 2009...released by the Packers on September 5, 2009...originally drafted by the Packers in the fifth round (162nd overall) of the 2009 NFL Draft.

2010 (5-0): Spent time with the Bills, seeing action in two games...also saw action in three games for the Giants...allowed only two sacks and did not commit any penalties.

2009 (8-5): Played in eight games with five starts for the Bills...allowed only 1.5 sacks...did not commit any penalties.

COLLEGE: Started 34 games, switching between tackle and guard...majored in sport and entertainment management. **2008:** Started five games, missing two due to NCAA violations and five because of an ankle injury. **2007:** Started all 12 games at left tackle...named the most outstanding offensive lineman in the spring...named All-District academic by ESPN The Magazine. **2006:** Started all 13 games...received the scholar athlete award. **2005:** Started four games. **2004:** Saw action in one game...granted a redshirt season.

PERSONAL: Attended Hillcrest High School (Simpsonville, S.C.)...played on both the offensive and defensive lines...son of James and Irene Meredith...Full name: James J. Meredith.

30 Chad Spann – RB

HEIGHT – 5-8

WEIGHT – 202

COLLEGE – Northern Illinois

BORN – Aug. 4, 1988

BIRTHPLACE – Indianapolis, Ind.

HOW ACQUIRED – FA – '11

NFL EXPERIENCE – Rookie

PRO (0-0/0-0): Signed to the Steelers' practice squad on December 12, 2011...released from the Tampa Bay Buccaneers' practice squad on November 7, 2011...signed to the Buccaneers' practice squad on October 17, 2011...released by the Indianapolis Colts on September 5, 2011...originally signed as an undrafted rookie free agent with the Colts on July 29, 2011.

2010 (0-0/0-0): Spent time with the Colts and Buccaneers before being signed to the Steelers' practice squad.

COLLEGE: Played in 50 games with 20 starts...majored in English...finished career with 536 rushes for 2,916 yards and 49 touchdowns...set a school record for rushing touchdowns in a single season (22) in 2010, which was also tops in the FBS...added 23 receptions for 198 yards and one touchdown.

PERSONAL: Attended North Central High School (Indianapolis)...first team all-state selection as a senior after earning second team honors his junior year...first team all-area and all-conference choice as a senior and was a second team all-conference selection his junior year....set school records with 1,935 rushing yards and 22 touchdowns while averaging 8.8 yards per carry during his senior season...totaled 1,187 rushing yards and 10 touchdowns as a junior and rushed for 400 yards as a sophomore...competed in track and set a school record for the indoor long jump with a mark of 22.8 feet...three-time state qualifier in the long jump and qualified for the outdoor 200m as a senior...son of Wanda Spann-Roddy and George Roddy III...Full name: Chad Spann.

78 Max Starks – OT

HEIGHT – 6-8

WEIGHT – 345

COLLEGE – Florida

BORN – January 10, 1982

BIRTHPLACE – Orlando, Fla.

HOW ACQUIRED – D3-'04 (#75)

NFL EXPERIENCE – 8th year

PRO (95-68/9-7): Re-signed a one-year contract with the Steelers October 5, 2011...released by the Steelers on July 28, 2011...signed the franchise tender the Steelers offered him during the 2009 offseason prior to signing a four-year contract extension to keep him with the team through 2012...signed a one-year tender during the 2008 offseason after the Steelers designated him as a transition player... originally drafted by the Steelers in the third round (75th overall) of the 2004 NFL Draft.

2010 (7-7/0-0): Started seven games at left tackle before being placed on the Reserve/Injured List on November 10 with a neck injury...helped pave the way for RB Rashard Mendenhall to rush for a career-high 1,273 yards and for QB Ben Roethlisberger to throw for 3,200 yards and 17 touchdowns...**9/12 vs. Atlanta:** Helped block for QB Dennis Dixon to throw for a career-high 236 yards...helped Mendenhall rush for 120 yards including the game winning 50-yard touchdown run in overtime...helped block for a Steelers' rushing attack that had 143 yards on the ground... helped the Steelers offense gain 354 total yards...left the game with an ankle sprain in the third quarter and did not return...**9/19 at Tennessee:** Was inactive due to an ankle injury...**9/26 at Tampa Bay:** Started his 63rd career game on the offensive line... helped block for a Steelers' rushing attack that gained 201 yards on the ground and 387 total yards...helped block for Mendenhall to have 143 yards rushing, and for QB Charlie Batch to throw for 186 yards and three first-half touchdowns...was part of an offensive line that did not commit any penalties or allow a sack...**10/3 vs. Baltimore:** Started at left tackle...helped block for Mendenhall to have 79 yards rushing and two touchdowns and for Batch to throw for 141 yards...**10/17 vs. Cleveland:** Started at left tackle...helped block for Steelers' rushers to gain 121 yards on the ground...helped block for Mendenhall to rush for 84 yards and one touchdown and for QB Ben Roethlisberger to throw for 257 yards and three touchdowns...was part of an offensive line that did not allow a sack for the second time this season...**10/24 at Miami:** Started at left tackle...helped block for Roethlisberger to throw for 302 yards and two touchdowns...**10/31 at New Orleans:** Started at LT...helped block for Steelers' rushers to gain 108 yards on the ground and for Roethlisberger to throw for 195 yards...**11/8 at Cincinnati:** Started at LT...left the game in the second quarter with a neck injury and did not return...helped block for Steelers' rushers to gain 121 yards on the ground and for Roethlisberger to throw for 163 yards...**11/14 vs. New England:** Was placed on the Reserve/Injured List on November 10, 2010 with a neck injury.

2009 (16-16): Started all 16 games at LT...provided protection for QB Ben Roethlisberger to throw for more than 4,300 yards, 26 touchdowns, and complete 66 pct. of his passes during his record-setting season...**9/10 vs. Tennessee:** Made his 12th consecutive start at LT...provided protection for Ben Roethlisberger to complete 33-of-43 passes (76.7 pct.) for 363 yards with one touchdown...**9/20 at Chicago:** Made his 13th consecutive start at LT... provided protection for Roethlisberger to complete 23-of-35 passes (65.7 pct.) for 221 yards with one touchdown...**9/27 at Cincinnati:** Made his 14th consecutive start at LT...paved way for Willie Parker to rush 25 times for 93 yards (3.7 avg.) with a long of 24...held Bengals' DE Antwan Odom, the NFL sack leader entering the game, to no sacks...**10/4 vs. San Diego:** Made his 15th consecutive start at LT...paved the way for Rashard Mendenhall to rush 165 yards in 29 attempts (5.7 avg.) with two touchdowns...**10/11 at Detroit:** Made his 16th consecutive start at LT...provided protection for Ben Roethlisberger to complete 23-of-30 passes (76.7 pct.) for 277 yards with three touchdowns...**10/18 vs. Cleveland:** Made his 17th consecutive start at LT...provided protection for Ben Roethlisberger to complete 23-of-35 passes (65.6 pct.) for 417 yards with two touchdowns...**10/25 vs. Minnesota:** Made his 18th consecutive start at LT... provided protection for Ben Roethlisberger to complete 14-of-26 passes (53.8 pct.) for 175 yards with one touchdown...**11/9 at Denver:** Made his 19th consecutive start at LT...provided protection for Ben Roethlisberger to complete 21-of-29 passes (72.4 pct.) for 233 yards with one touchdown...paved the way for Rashard Mendenhall to rush 22 times for 155 yards (7.0 avg.) with a long of 36...**11/15 vs. Cincinnati:** Made his 20th consecutive start at LT...provided protection for Ben Roethlisberger to complete 20-of- 40 passes (50.0 pct.) for 174 yards...**11/22 at Kansas City:** Made his 25th consecutive start at LT...provided protection for Ben Roethlisberger to complete 32-of-42 passes (76.2 pct.) for 398 yards with three touchdowns...**11/29 at Baltimore:** Made his 26th consecutive start at LT...paved the way for Rashard Mendenhall to rush 95 yards in 24 attempts (4.0 avg.) with a long of 15...marked the first time of the season the offensive line did not allow a sack...**12/6 vs. Oakland:** Made his 27th consecutive start at LT...paved the way for Rashard Mendenhall to rush 103 yards in 20 attempts (5.2 avg.) with one touchdown...provided protection for Ben Roethlisberger to complete 18-of-24 passes (75.0 pct.) for 278 yards with two touchdowns...**12/10 at Cleveland:** Made his 28th consecutive start at LT...provided protection for Ben Roethlisberger to complete 18-of-32 passes (56.2 pct.) for 201 yards with a long of 24...**12/20 vs. Green Bay:** Made his 29th consecutive start at LT...provided protection for Ben Roethlisberger to complete 29-of-46 passes (63.0 pct.) for 503 yards and three touchdowns...**12/27 vs. Baltimore:** Made his 30th consecutive start at LT...provided protection for Ben Roethlisberger to complete 17-of-33 passes (51.5 pct.) for 259 yards with one touchdown...**1/3 at Miami:** Made his 31st consecutive start at LT...provided protection for Ben Roethlisberger to complete 18-of-27 passes (66.7 pct.) for 220 yards and three touchdowns...paved the way for Rashard Mendenhall to rush 94 yards in 20 attempts (4.7 avg.) with a long of 36 and Willie Parker to rush

2008 (16-11/3-3): Played in all 16 regular-season games for the third time in his career, starting the final 11 at LT after an injury to Marvel Smith... also contributed on special teams...started all three postseason games at LT...paved way for Willie Parker to rush 27 times for 146 yards (5.4 avg.) with two touchdowns, the third-highest total in team postseason history during the AFC Divisional Game...**9/7 vs. Houston:** Played in his 17th straight game as a reserve along the offensive line and also as a contributor on special teams...**9/14 at Cleveland:** Played in his 18th consecutive game as a contributor on special teams...**9/21 at Philadelphia:** Played in his 19th consecutive game...contributed on special teams...**9/29 vs. Baltimore:** Played in his 20th consecutive game...contributed on special teams...**10/5 at Jacksonville:** Played in his 21st consecutive game as an extra tight end in goal-line formations... also contributed on special teams...**10/19 at Cincinnati:** Made his first

start of the season and the 35th of his career at LT...provided the protection for Ben Roethlisberger to complete 17-of-28 passes for 216 yards with two touchdowns...part of an offensive line which held the Bengals without a sack...**10/26 vs. New York Giants:** Made his second consecutive start at LT...paved the way for Mewelde Moore to rush for 84 yards on 19 attempts (4.4 avg.) with a long of 32 yards and one touchdown...**11/3 at Washington:** Made his third consecutive start at LT...provided protection for Byron Leftwich to complete 7-of-10 passes for 129 yards with one touchdown and a passer rating of 145.8...**11/9 vs. Indianapolis:** Made his fourth consecutive start at LT...paved the way for Moore to rush for two touchdowns, the third time this season that a Steelers' running back has rushed for multiple touchdowns in one game...**11/16 vs. San Diego:** Made his fifth consecutive start at LT...provided protection for Roethlisberger to finish 31-for-41 for 308 yards and a passer rating of 96.4...**11/20 vs. Cincinnati:** Made his sixth consecutive start at LT...paved way for the Steelers to rush for 121 yards on 37 attempts (3.3 avg.) with a long of 15 yards and one touchdown...**11/30 at New England:** Made his seventh consecutive start at LT...provided protection for Roethlisberger to complete 17-of-33 passes for 179 yards with two touchdowns and one interception...**12/7 vs. Dallas:** Made his eighth consecutive start at LT... provided protection for Roethlisberger to complete 17- of-33 passes for 204 yards with one touchdown for a passer rating of 80.9...**12/14 at Baltimore:** Played in his 70th career game and made his ninth consecutive start at LT...provided protection for Roethlisberger to complete 22-of-40 for 246 yards with one touchdown for a passer rating 81.9...**12/21 at Tennessee:** Made his 10th consecutive start at LT...provided protection for Roethlisberger to pass for a season-high 329 yards on 25-of-39 attempts with two touchdowns and two interceptions...**12/28 vs. Cleveland:** Made his 45th career start at LT...paved way for Parker to rush for 116 yards on 23 attempts (5.0 avg.) with one touchdown... **AFC Divisional Game 1/11 vs. San Diego:** Made his fifth career postseason start...paved way for Parker to rush for 146 yards on 27 attempts (5.4 avg.) with two touchdowns...**AFC Championship Game 1/18 vs. Baltimore:** Made his second consecutive postseason start at LT...provided protection for Roethlisberger to complete 16-of-33 passes for 255 yards with one touchdown for a passer rating of 84.8...**Super Bowl XLIII 2/1 vs. Arizona:** Made his third consecutive postseason start at LT...provided protection for Roethlisberger to complete 21-of-30 passes for 256 yards with one touchdown and one interception for a passer rating of 93.2.

2007 (16-4-0-0): Played in all 16 regular-season games, making four starts at LT in place of injured Marvel Smith...also filled in on special teams and as a blocking TE...placed on the Reserve/Injured List on Jan. 2...**9/9 at Cleveland:** Relieved Smith at LT for the last two Steelers possessions...**9/16 vs. Buffalo:** Saw action for the second consecutive game at LT...helped Willie Parker have his 15th 100-yard rushing game of his career...part of a line that allowed the offense to pick up 420 total yards, with 184 coming on the ground and 236 in the air...**9/23 vs. San Francisco:** Saw limited action on the offensive line, mostly in goal-line situations...**9/30 at Arizona:** Saw limited action on the offensive line, but helped allow Ben Roethlisberger to pass for 242 yards...**10/7 vs. Seattle:** Saw action after Smith was bothered with a knee injury and helped the offense pick up 342 total yards, with 163 rushing and 179 passing...allowed Parker to have his 17th career and fourth 100-yard rushing game of the season (102 yards)...also made way for Najeh Davenport to rush for 58 yards and two rushing TDs...**10/21 at Denver:** Saw extensive play as a blocking TE...part of a line that allowed the offense to gain 379 total yards and allowed Roethlisberger to pass for 290 yards, four TDs...**10/28 at Cincinnati:** Saw limited action on offense and also played on special teams...**11/5 vs. Baltimore:** Played in his 48th career game and saw extensive action as a blocking TE...was a key factor in Roethlisberger going 13-of- 16 passing for 209 yards with a career-high five TDs, while registering a perfect passer rating of 158.3...also a major part in Roethlisberger being able to pass for a TD in 13 consecutive games, which broke Terry Bradshaw's previous record of 12...**11/11 vs. Cleveland:** Saw extensive playing time as a blocking tight end, while playing in his ninth consecutive game...helped the offense pick up 401 total yards, while helping Parker to rush for 105 yards on 25 attempts (4.2 avg.), giving him his sixth 100-yard rushing game of the season...also made it possible for Roethlisberger to complete 23-of-35 passes for 278 yards and two TDs while finishing with a passer rating of 99.9...**11/18 at New York Jets:** Played in his 10th consecutive and 50th career game...saw extensive action as a blocking TE...part of an offensive line that allowed the Steelers to gain 263 total yards, 112 rushing and 151 passing...**11/26 vs. Miami:** Made his first start of the season in place of the injured Smith...**12/2 vs. Cincinnati:** Made his second consecutive and career start at LT in place of the injured Smith...part of an offensive line that allowed Roethlisberger to pass for two TDs, while also helping Parker gain 87 rushing yards, passing Barry Foster and Dick Hoak on the all-time rushing list for fifth place with 3,975 rushing yards...**12/9 at New England:** Saw action on special teams...**12/16 vs. Jacksonville:** Replaced Smith in the fourth quarter...part of an offensive line that helped Parker rush for 100 yards on 14 carries (7.1 avg.), which gave him his eighth 100-yard rushing game of the season...**12/20 at St. Louis:** Played in his 15th consecutive game, while starting in place of an injured Smith at LT... helped Davenport run for 123 yards on 24 carries (5.1 avg.) and one TD, while also allowing Roethlisberger to finish 16-of-20 passing for 261 yards and three TDs, which gave him his third perfect (158.3) passer rating of his career...**12/30 at Baltimore:** Started at LT for the second consecutive game...**1/2:** Placed on Reserve/Injured List.

2006 (14-14): Started the first 14 games of the year before sitting out the last two with a knee injury...**9/7 vs. Miami:** Started at RT for the 27th consecutive game and helped team gain 143 rushing yards...**9/18 at Jacksonville:** Started at RT...**9/24 vs. Cincinnati:** Started at RT and helped Willie Parker gain 133 yards, his second 100-yard game this season...**10/8 at San Diego:** Started at RT for the 20th consecutive game...**10/15 vs. Kansas City:** Started at RT...helped offense gain 457 yards, including 219 rushing yards on 42 rushes (5.2 avg.) and three TDs...**10/22 at Atlanta:** Started at RT and helped team gain 473 yards and five touchdowns...**10/29 at Oakland:** Started at RT...**11/5 vs. Denver:** Started at RT and helped the offense gain 499 total yards...**11/12 vs. New Orleans:** Started at RT and helped the offense gain 467 yards of offense and five touchdowns, including 217 rushing yards...helped Parker rush for 213 yards (third-highest total in team history)...**11/19 at Cleveland:** Started at RT...**11/26 at Baltimore:** Started at RT...**12/3 vs. Tampa Bay:** Started at RT...**12/7 vs. Cleveland:** Helped the offense possess the ball for 38:47 and gain 528 total yards, including 303 rushing yards on 52 carries (5.8 avg.) and two touchdowns...helped Parker set a new franchise single-game rushing record with 223 yards...**12/17 at Carolina:** Started at RT and helped the offense possess the ball for 37:13...**12/24 vs. Baltimore:** Missed his first career game because of a knee injury...**12/31 at Cincinnati:** Was inactive with a knee injury.

2005 (16-16/4-4): Entered season as starter for the first time...started every game at right tackle... helped the Steelers rank third in the AFC and fifth in the NFL in rushing yards per game (138.9 avg.)...guided the way for first-year starter Willie Parker to eclipse the 1,000-yard rushing mark for the first time in his career...**9/11 vs. Tennessee:** Started at right tackle... helped Parker set a team record with 161 rushing yards in a season-opener...**9/18 at Houston:** Started at right tackle...helped team rush for 135 yards, including 111 by Parker...**9/25 vs. New England:**

Started his third straight game at right tackle...**10/10 at San Diego:** Started at right tackle...helped team control possession for 33:23...**10/16 vs. Jacksonville:** Started his fifth straight game at right tackle...**10/23 at Cincinnati:** Started at right tackle and helped the offense compile 221 rushing yards and possess the ball for 35:29...**10/31 vs. Baltimore:** Started at right tackle...**11/6 at Green Bay:** Started at right tackle and helped team compile 154 rushing yards...**11/13 vs. Cleveland:** Started at RT...helped the team rush for 159 yards on 41 carries (3.9 avg.) and three touchdowns...also helped the offense possess the ball for 36:23...**11/20 at Baltimore:** Started at right tackle for the 10th time this season...**11/28 at Indianapolis:** Started at right tackle...**12/4 vs. Cincinnati:** Started for the 12th straight game at right tackle...**12/11 vs. Chicago:** Started at RT and helped team gain 190 yards rushing on 46 carries (4.1 avg.) and score two touchdowns...**12/18 at Minnesota:** Started at RT and helped the team compile 142 rushing yards and possess the ball for 36:48...**12/24 at Cleveland:** Started at RT and helped the team rush for 209 yards on 35 carries (6.0 avg.)...**1/1 vs. Detroit:** Started at RT and helped team rush for four TDs and 199 yards on 44 attempts (4.5 avg.)...**AFC Wild Card Game 1/8 at Cincinnati:** Started at RT and helped team gain 346 total yards on offense...**AFC Divisional Game 1/15 at Indianapolis:** Started at RT and helped team gain 112 rushing yards and 295 total...**AFC Championship Game 1/22 at Denver:** Started at RT and helped team gain 358 total yards on offense...**Super Bowl XL 2/5 vs. Seattle:** Started at RT and helped team rush 33 times for 181 yards (5.5 avg.) and two touchdowns...threw a key block on the longest run from scrimmage in Super Bowl history (75-yard TD run).

2004 (10-0/2-0): Was inactive for first six games... saw action as a reserve in final 10 regular-season games and both postseason contests...**10/31 vs. New England:** Made his first appearance as a pro.

COLLEGE: Competed as a left offensive tackle and right guard as a senior after playing left tackle as a junior and right tackle during his sophomore campaign...was elected a University of Florida Student Senator during his freshman year... majored in sociology. **2003:** All-American third-team and All-Southeastern Conference first-team selection by The NFL Draft Report...added All-SEC first-team honors from the league's coaches...shared the team's Offensive Captain Award with tight end Ben Troupe... received the Bob Bryan Student-Athlete Award. **2002:** All-SEC honorable mention...started every game at left tackle. **2001:** Named the team's Most Improved Offensive Lineman...started every game at right offensive tackle. **2000:** Saw action on the offensive line for seven games as a true freshman.

PERSONAL: Attended Lake Highland Prep (Orlando, Fla.)...was one of the state's top offensive linemen in 1999...named to Super Prep's, National Bluechips and Prep Star's All-American teams...was a *USA Today* honorable mention All-American...Super Prep ranked him among the state of Florida's top 20 players and top three offensive linemen...was a two-time All-Conference selection in basketball...was heavily involved in the community in college, including serving as a tutor and working with Kids Against Drugs, Alcohol and Tobacco...six relatives played in the National Football League, including his father, Ross Browner, who was a first-round selection in the 1978 NFL Draft by Cincinnati...Browner was a two-time (1976, 1977) All-American defensive lineman at Notre Dame and won the Lombardi and Maxwell Awards...son of Ross Browner and Max and Eleanor Starks...has five brothers and one sister...Full name: Max Weisner Starks IV.

65 Al Woods – DE

HEIGHT – 6-4

WEIGHT – 307

COLLEGE – LSU

BORN – March 25, 1987

BIRTHPLACE – Jennings, La.

HOW ACQUIRED – FA – '11

NFL EXPERIENCE – 2nd year.

PRO (11-0/0-0): Signed to the Steelers' active roster on November 9, 2011...released by the Seattle Seahawks on November 8, 2011...signed by the Seahawks on September 4, 2011...released by the Tampa Bay Buccaneers on September 3, 2011...signed by the Buccaneers off the Steelers' practice squad on November 3, 2010...signed to the Steelers' practice squad on September 8, 2010...released by the New Orleans Saints on September 4, 2010...originally drafted by the Saints in the fourth round (123rd overall) of the 2010 NFL Draft.

2011 (2-0/0-0): Saw action in two games with the Seattle Seahawks...had two tackles.

2010 (9-0/0-0): Saw action in nine games for the Tampa Bay Buccaneers...had 17 tackles and 0.5 sacks for minus-2.5 yards...also spent time on the Steelers' practice squad.

COLLEGE: Appeared in 41 games with 15 starts for the Tigers...posted 73 tackles, 3.5 sacks and eight tackles for loss...majored in general studies with concentrations in African- American studies, communications studies and sports studies. **2009:** Started all 13 games as a senior recording 33 tackles and one sack...also blocked a field goal that was returned for a TD. **2008:** Played in 10 contests with two starts as a junior totaling 11 tackles. **2007:** Was a key contributor as a sophomore on LSU's National Championship squad, appearing in 12 games with one start...recorded 22 tackles, 2.0 sacks. **2006:** Appeared in six games as a freshman, including the Sugar Bowl, and was credited with seven tackles and a sack.

PERSONAL: Attended Elton High Scholl (Elton, La.)...received first-team all-state and all-district honors during his final two seasons...posted 100 tackles as a senior and junior...also played on the offensive line as a senior...son of Al and Phyllis Woods...Full name: Al Joseph Woods.

WOODS' 2011 GAME-BY-GAME STATISTICS

Date	Opponent	GP	GS	T	AT	TOT	Sacks	Yds	Int/Yds	PD	FF	FR
9/11	at San Francisco						INACTIVE					
9/18	at Pittsburgh	1	0	1	1	2	0.0	0.0	0/0	0	0	0
9/25	ARIZONA						INACTIVE					
10/2	ATLANTA						INACTIVE					
10/9	at N.Y. Giants	1	0	0	0	0	0.0	0.0	0/0	0	0	0
10/23	at Cleveland						INACTIVE					
10/30	CINCINNATI						INACTIVE					
11/6	at Dallas						INACTIVE					
SEASON TOTALS		2	0	1	1	2	0.0	0.0	0/0	0	0	0

WOODS' 2010 GAME-BY-GAME STATISTICS

Date	Opponent	GP	GS	T	AT	TOT	Sacks	Yds	Int/Yds	PD	FF	FR
9/12	ATLANTA						PRACTICE SQUAD					
9/19	at Tennessee						PRACTICE SQUAD					
9/26	at Tampa Bay						PRACTICE SQUAD					
10/3	BALTIMORE						PRACTICE SQUAD					
10/17	CLEVELAND						PRACTICE SQUAD					
10/24	at Miami						PRACTICE SQUAD					
10/31	at New Orleans						PRACTICE SQUAD					
11/7	at Atlanta	1	0	1	0	1	0.0	0.0	0/0	0	0	0
11/14	CAROLINA	1	0	1	1	2	0.0	0.0	0/0	0	0	0
11/21	at San Francisco	1	0	0	1	1	0.5	2.5	0/0	0	0	0
11/28	at Baltimore	1	0	2	0	2	0.0	0.0	0/0	0	0	0
12/5	ATLANTA	1	0	1	0	1	0.0	0.0	0/0	0	0	0
12/12	at Washington	1	0	2	1	3	0.0	0.0	0/0	0	0	0
12/19	DETROIT	1	0	2	1	3	0.0	0.0	0/0	0	0	0
12/26	SEATTLE	1	0	2	1	3	0.0	0.0	0/0	0	0	0
1/2	at New Orleans	1	0	1	0	1	0.0	0.0	0/0	0	0	0
SEASON TOTALS		9	0	12	5	17	0.5	2.5	0/0	0	0	0

WOODS' CAREER TOTALS

Year	Team	GP	GS	T	AT	TOT	Sacks	Yds	Int/Yds	PD	FF	FR
2011	Pittsburgh	0	0	0	0	0	0.0	0.0	0/0	0	0	0
NFL Totals		11	0	13	6	19	0.5	2.5	0/0	0	0	0



Final Preseason Statistics

- ✦ **Preseason Statistics (Off./Def./Spec. Teams)**
- ✦ **Preseason Starting Lineups**



PITTSBURGH STEELERS / PRESEASON / WEEK 4 / THROUGH THURSDAY, SEPTEMBER 1, 2011

WON 3, LOST 1						* RUSHING		No.	Yds	Avg	Long	TD						
08/12	L 7-16	at	Washington	68,320	Dwyer	37	175	4.7	50t	1								
08/18	W 24-14		Philadelphia	55,189	Redman	22	117	5.3	22t	1								
08/27	W 34-16		Atlanta	56,754	Clay	15	57	3.8	12	0								
09/01	W 33-17	at	Carolina	72,358	Mendenhall	14	40	2.9	9	1								
		Pitt.	Opp.		Dixon	11	31	2.8	16	0								
TOTAL FIRST DOWNS		68	96	M. Moore	11	30	2.7	12	0									
	Rushing	25	27	Leftwich	2	15	7.5	9	0									
	Passing	38	63	Roethlisberger	1	8	8.0	8	0									
	Penalty	5	6	J. Johnson	1	3	3.0	3	0									
	3rd Down: Made/Att	20/52	24/55	A. Brown	1	1	1.0	1	0									
	3rd Down Pct.	38.5	43.6	TEAM	115	477	4.1	50t	3									
	4th Down: Made/Att	0/2	4/8	OPPONENTS	101	439	4.3	19	0									
	4th Down Pct.	0.0	50.0	* RECEIVING	No.	Yds	Avg	Long	TD									
POSSESSION AVG.		28:31	31:29	Battle	11	124	11.3	18	0									
TOTAL NET YARDS		1271	1567	A. Brown	9	230	25.6	77t	3									
	Avg. Per Game	317.8	391.8	Sanders	4	60	15.0	33	0									
	Total Plays	233	290	Ward	4	49	12.3	23	1									
	Avg. Per Play	5.5	5.4	Saunders	4	46	11.5	15t	1									
NET YARDS RUSHING		477	439	Lyons	3	63	21.0	38	0									
	Avg. Per Game	119.3	109.8	D. Johnson	3	48	16.0	17	0									
	Total Rushes	115	101	Grisham	3	25	8.3	11	0									
NET YARDS PASSING		794	1128	Mendenhall	3	20	6.7	12	0									
	Avg. Per Game	198.5	282.0	Wallace	3	19	6.3	10	0									
	Sacked/Yards Lost	9/79	6/38	Cotchery	2	49	24.5	29	1									
	Gross Yards	873	1166	E. Greenwood	2	39	19.5	29	0									
	Att./Completions	109/61	183/103	Robinson	2	27	13.5	22	0									
	Completion Pct.	56.0	56.3	Redman	2	18	9.0	11	0									
	Had Intercepted	0	7	Dwyer	2	12	6.0	6	0									
PUNTS/AVERAGE		18/47.7	12/38.9	M. Moore	1	23	23.0	23	0									
NET PUNTING AVG.		18/40.4	12/36.3	H. Miller	1	11	11.0	11	0									
PENALTIES/YARDS		26/227	16/172	McCrae	1	10	10.0	10	0									
FUMBLES/BALL LOST		2/0	7/3	Gilmore	1	0	0.0	0	0									
TOUCHDOWNS		11	6	TEAM	61	873	14.3	77t	6									
	Rushing	3	0	OPPONENTS	103	1166	11.3	45	6									
	Passing	6	6	* INTERCEPTIONS	No.	Yds	Avg	Long	TD									
	Returns	2	0	Butler	1	95	95.0	95t	1									
* SCORE BY PERIODS		Q1	Q2	Q3	Q4	OT	PTS	Timmons	1	44	44.0	44	0					
TEAM		24	48	3	23	0	98	Polamalu	1	36	36.0	36	0					
OPPONENTS		10	27	6	20	0	63	Clark	1	26	26.0	26	0					
* SCORING		TD-Ru-Pa-Rt	K-PAT	FG	S	PTS	W. Allen	1	14	14.0	14	0						
A. Brown		3	0	3	0	0	18	Foote	1	14	14.0	14	0					
Waters		0	0	0	0	5/ 5	4/ 6	0	17	Lewis	1	0	0.0	0				
Suisham		0	0	0	0	6/ 6	3/ 3	0	15	TEAM	7	229	32.7	95t	1			
Butler		1	0	0	1			0	6	OPPONENTS	0	0	---	---	0			
Cotchery		1	0	1	0			0	6	* PUNTING	No.	Yds	Avg	Net	TB	In	Lg	B
Dwyer		1	1	0	0			0	6	Kapinos	9	448	49.8	44.6	1	4	63	0
D. Johnson		1	0	0	1			0	6	Sepulveda	9	411	45.7	36.2	0	4	62	0
Mendenhall		1	1	0	0			0	6	TEAM	18	859	47.7	40.4	1	8	63	0
Redman		1	1	0	0			0	6	OPPONENTS	12	467	38.9	36.3	1	5	53	0
Saunders		1	0	1	0			0	6	* PUNT RETURNS	Ret	FC	Yds	Avg	Long	TD		
Ward		1	0	1	0			0	6	Butler	1	0	2	2.0	2	0		
TEAM		11	3	6	2	11/11	7/ 9	0	98	Robinson	1	0	9	9.0	9	0		
OPPONENTS		6	0	6	0	6/ 6	7/ 9	0	63	A. Brown	0	2	0	---	---	0		
2-Pt Conv: TM 0-0, OPP 0-0										K. Moore	0	4	0	---	---	0		
SACKS: McLendon 2, Cromartie-Smith 1, Ivy 1, M. Moore										M. Moore	0	1	0	---	---	0		
Worlds 1, Ja. Harrison 0.5, D. Warren 0.5, TEAM										TEAM	2	7	11	5.5	9	0		
TM 6, OPP 9										OPPONENTS	10	2	112	11.2	48	0		
FUM/LOST: Clay 1/0, Wallace 1/0										* KICKOFF RETURNS	No.	Yds	Avg	Long	TD			
										A. Brown	4	109	27.3	51	0			
										Butler	1	22	22.0	22	0			
										D. Johnson	1	15	15.0	15	0			
										M. Moore	1	46	46.0	46	0			
										TEAM	7	192	27.4	51	0			
										OPPONENTS	8	240	30.0	58	0			
										* FIELD GOALS	1-19	20-29	30-39	40-49	50+			
										Waters	0/ 0	2/ 3	1/ 1	0/ 1	1/1			
										Suisham	1/ 1	0/ 0	1/ 1	0/ 0	1/1			
										TEAM	1/ 1	2/ 3	2/ 2	0/ 1	2/2			
										OPPONENTS	0/ 0	2/ 3	3/ 3	2/ 3	0/0			
										Waters:	()	(47B, 30G, 27N)	(27G)	(22G, 53G)				
										Suisham:	()	()	(19G)	(52G, 31G)				
										TM:	()	(47B, 30G, 27N)	(19G, 27G)	(52G, 31G, 22G, 53G)				
										OPP:	(29N, 49N, 32G, 34G, 45G)	()	(23G, 30G, 46G)	(20G)				
* PASSING		Att	Cmp	Yds	Cmp%	Yds/Att	TD	TD%	Int	Int%	Long	Sack/Lost	Rating					
Dixon		46	21	289	45.7	6.28	1	2.2	0	0.0	38	2/ 23	73.6					
Roethlisberger		31	21	361	67.7	11.65	4	12.9	0	0.0	77t	5/ 38	146.6					
Leftwich		19	11	148	57.9	7.79	1	5.3	0	0.0	29	2/ 18	100.3					
C. Batch		12	8	75	66.7	6.25	0	0.0	0	0.0	14	0/ 0	83.7					
A. Brown		1	0	0	0.0	0.00	0	0.0	0	0.0	---	0/ 0	39.6					
TEAM		109	61	873	56.0	8.01	6	5.5	0	0.0	77t	9/ 79	100.4					
OPPONENTS		183	103	1166	56.3	6.37	6	3.3	7	3.8	45	6/ 38	70.5					

2011 PITTSBURGH STEELERS PRESEASON DEFENSIVE/SPECIAL TEAMS STATISTICS

Player				Sacks/	Int./			SPECIAL TEAMS STATISTICS							
	U	A	Tot	Yds.	QH/P	Yards	PD	FF	FR	U	A	Tot	FF	FR	BL
Ivy	15	4	19	1/3	1/0	0/0	1	1	0	1	0	1	0	0	0
Mundy	12	7	19	0/0	0/0	0/0	2	0	0	0	0	0	0	0	0
D. Warren	12	2	14	0.5/2	1/0	0/0	1	0	0	0	0	0	0	0	0
Lewis	14	0	14	0/0	1/0	1/0	4	0	0	1	0	1	0	0	0
Butler	11	1	12	0/0	0/0	1/95	2	0	0	0	0	0	0	0	0
Sylvester	10	2	12	0/0	2/0	0/0	0	0	0	2	0	2	0	0	0
Foote	10	1	11	0/0	2/0	1/14	2	0	0	0	0	0	0	0	0
C. Brown	8	2	10	0/0	0/0	0/0	2	0	0	0	1	1	0	0	0
Keisel	7	2	9	0/0	1/0	0/0	0	0	0	0	0	0	0	0	0
Timmons	8	0	8	0/0	0/0	1/44	2	0	0	0	0	0	0	0	0
W. Allen	4	4	8	0/0	0/0	1/14	1	1	0	0	0	0	0	0	0
Woodley	4	3	7	0/0	0/0	0/0	1	0	0	0	0	0	0	0	0
Gay	7	0	7	0/0	0/0	0/0	1	0	0	0	0	0	0	0	0
Clark	5	2	7	0/0	0/0	1/26	1	0	0	0	0	0	0	0	0
Bryant	6	0	6	0/0	0/0	0/0	0	0	1	0	0	0	0	0	0
Cromartie-Smith	5	1	6	1/7	1/0	0/0	0	0	0	1	0	1	0	0	0
Hood	3	2	5	0/0	0/0	0/0	0	0	0	0	0	0	0	0	0
Heyward	3	1	4	0/0	1/0	0/0	0	0	0	0	0	0	0	0	0
Taylor	3	1	4	0/0	0/0	0/0	0	0	0	0	0	0	0	0	0
McLendon	3	0	3	2/16	2/0	0/0	0	0	0	0	0	0	0	0	0
Polamalu	3	0	3	0/0	0/0	1/36	2	0	0	0	0	0	0	0	0
C. McCoy	3	0	3	0/0	0/0	0/0	0	0	0	1	0	1	0	0	0
Brinkley	3	0	3	0/0	0/0	0/0	0	0	0	0	0	0	0	0	0
Harvey	3	0	3	0/0	0/0	0/0	0	0	0	0	0	0	0	0	0
Worlds	2	1	3	1/8	2/0	0/0	1	0	0	1	0	1	0	0	0
Harrison	2	1	3	0.5/2	1/0	0/0	0	0	0	0	0	0	0	0	0
Ellis	2	1	3	0/0	1/0	0/0	0	0	0	1	0	1	0	0	0
C. Allen	2	0	2	0/0	0/0	0/0	3	0	0	0	0	0	0	0	0
B. Greenwood	2	0	2	0/0	0/0	0/0	1	0	0	0	0	0	0	0	0
Carter	2	0	2	0/0	0/0	0/0	0	0	0	1	0	1	0	0	0
Gray	2	0	2	0/0	0/0	0/0	0	0	0	0	0	0	0	0	0
Atkins	1	1	2	0/0	0/0	0/0	0	0	2	0	0	0	0	0	0
Chavis	1	0	1	0/0	1/0	0/0	0	0	0	0	0	0	0	0	0
Crittenton	1	0	1	0/0	0/0	0/0	0	0	0	0	0	0	0	0	0
Harris	0	1	1	0/0	0/0	0/0	0	0	0	2	0	2	0	0	0
Farrior	0	1	1	0/0	0/0	0/0	0	0	0	0	0	0	0	0	0
Hampton	0	1	1	0/0	0/0	0/0	0	0	0	0	0	0	0	0	0
Hoke	0	1	1	0/0	0/0	0/0	0	0	0	0	0	0	0	0	0
Smith	0	1	1	0/0	0/0	0/0	0	0	0	0	0	0	0	0	0
Dwyer	0	0	0	0/0	0/0	0/0	0	0	0	2	0	2	0	0	0
J. McCoy	0	0	0	0/0	0/0	0/0	0	0	0	1	1	2	0	0	0
Dockery	0	0	0	0/0	0/0	0/0	0	0	0	1	0	1	0	0	0
Gilmore	0	0	0	0/0	0/0	0/0	0	0	0	1	0	1	0	0	0
Grisham	0	0	0	0/0	0/0	0/0	0	0	0	1	0	1	0	0	0
Waters	0	0	0	0/0	0/0	0/0	0	0	0	1	0	1	0	0	0
TOTALS	179	44	223	6/38	17/0	7/229	27	2	3	18	2	20	0	0	0
OPPONENTS	154	47	201	9/79	19/0	0/0	12	2	0	8	4	2	0	1	1

2011 PRESEASON STARTING LINEUPS

OFFENSE

Opponent

	<u>WR</u>	<u>LT</u>	<u>LG</u>	<u>C</u>	<u>RG</u>	<u>RT</u>	<u>TE</u>	<u>WR</u>	<u>QB</u>	<u>RB</u>	<u>FB</u>
<u>Preseason</u>											
at Washington (8/12)	Wallace	J. Scott	C. Scott	Pouncey	Legursky	Colon	Miller	Gilmore (TE)	Roethlisberger	Mendenhall	Johnson
PHILADELPHIA (8/18)	Wallace	J. Scott	Foster	Pouncey	Hills	Colon	Miller	Ward	Roethlisberger	Mendenhall	Johnson
ATLANTA (8/27)	Wallace	Gilbert	Kemoeatu	Pouncey	Hills	Colon	Miller	Ward	Roethlisberger	Mendenhall	Johnson
at Carolina (9/1)	Wallace	J. Scott	Kemoeatu	Legursky	Essex	Colon	Johnson	Sanders	Batch	Redman	Brown (WR)

2011 PRESEASON STARTING LINEUPS

DEFENSE

Opponent

	<u>LE</u>	<u>NT</u>	<u>RE</u>	<u>LOLB</u>	<u>LILB</u>	<u>RILB</u>	<u>ROLB</u>	<u>LCB</u>	<u>RCB</u>	<u>SS</u>	<u>FS</u>
<u>Preseason</u>											
at Washington (8/12)	Smith	Hampton	Keisel	Woodley	Farrior	Timmons	Worilds	Gay	Taylor	Mundy	Clark
PHILADELPHIA (8/18)	Hood	Hampton	Keisel	Woodley	Farrior	Timmons	Harrison	Lewis	Gay	Polamalu	Clark
ATLANTA (8/27)	Smith	Hampton	Keisel	Woodley	Farrior	Timmons	Harrison	Lewis	Gay	Polamalu	Clark
at Carolina (9/1)	Hood	Hoke	Keisel	Woodley	Foote	Timmons	Worilds	Lewis	Gay	Mundy	Clark



2011 Regular Season Statistics

- ◆ **Statistics (Offense/Def./Spec. Teams)**
- ◆ **Starting Lineups, Player Participation**
- ◆ **Individual Highs**
- ◆ **Drive Engineering, Scoring Drives**
- ◆ **Third/Fourth Down Conversions**



PITTSBURGH STEELERS / WEEK 17 / THROUGH SUNDAY, JANUARY 1, 2012

WON 12, LOST 4				* RUSHING		No.	Yds	Avg	Long	TD			
09/11	L 7-35	at Baltimore	71,434	Mendenhall	228	928	4.1	68	9				
09/18	W 24- 0	Seattle	63,663	Redman	110	479	4.4	27	3				
09/25	W 23-20	at Indianapolis	66,309	Moore	22	157	7.1	21	0				
10/02	L 10-17	at Houston	71,585	Dwyer	16	123	7.7	76	0				
10/09	W 38-17	Tennessee	63,875	Roethlisberger	31	70	2.3	11	0				
10/16	W 17-13	Jacksonville	62,934	Wallace	5	57	11.4	21	0				
10/23	W 32-20	at Arizona	62,475	A. Brown	7	41	5.9	10	0				
10/30	W 25-17	New England	64,424	Clay	10	41	4.1	10t	1				
11/06	L 20-23	Baltimore	64,851	Miller	1	6	6.0	6	0				
11/13	W 24-17	at Cincinnati	63,262	Cotchery	1	3	3.0	3	0				
11/27	W 13- 9	at Kansas City	72,173	C. Batch	3	-2	-.7	0	0				
12/04	W 35- 7	Cincinnati	63,697	TEAM	434	1903	4.4	76	13				
12/08	W 14- 3	Cleveland	60,754	OPPONENTS	399	1597	4.0	42t	7				
12/19	L 3-20	at San Francisco	69,732	* RECEIVING	No.	Yds	Avg	Long	TD				
12/24	W 27- 0	St. Louis	60,081	Wallace	72	1193	16.6	95t	8				
01/01	W 13- 9	at Cleveland	68,266	A. Brown	69	1108	16.1	79t	2				
		Pitt.	Opp.	Miller	51	631	12.4	39	2				
TOTAL FIRST DOWNS	341	264	Ward	46	381	8.3	31	2					
Rushing	96	82	Sanders	22	288	13.1	32	2					
Passing	221	156	Mendenhall	18	154	8.6	35	0					
Penalty	24	26	Redman	18	78	4.3	12	0					
3rd Down: Made/Att	90/196	86/221	Cotchery	16	237	14.8	36	2					
3rd Down Pct.	45.9	38.9	Johnson	12	91	7.6	25	1					
4th Down: Made/Att	3/8	8/13	Moore	11	104	9.5	24	1					
4th Down Pct.	37.5	61.5	Saunders	4	29	7.3	14	1					
POSSESSION AVG.	32:33	27:27	Mundy	1	33	33.0	33	0					
TOTAL NET YARDS	5957	4348	Dwyer	1	6	6.0	6	0					
Avg. Per Game	372.3	271.8	TEAM	341	4333	12.7	95t	21					
Total Plays	1015	964	OPPONENTS	289	2981	10.3	73t	15					
Avg. Per Play	5.9	4.5	* INTERCEPTIONS	No.	Yds	Avg	Long	TD					
NET YARDS RUSHING	1903	1597	Polamalu	2	33	16.5	33	0					
Avg. Per Game	118.9	99.8	Taylor	2	29	14.5	29	0					
Total Rushes	434	399	Gay	2	12	6.0	12	0					
NET YARDS PASSING	4054	2751	Clark	1	10	10.0	10	0					
Avg. Per Game	253.4	171.9	Lewis	1	9	9.0	9	0					
Sacked/Yards Lost	42/279	35/230	Mundy	1	5	5.0	5	0					
Gross Yards	4333	2981	Woodley	1	1	1.0	1	0					
Att./Completions	539/341	530/289	Timmons	1	0	0.0	0	0					
Completion Pct.	63.3	54.5	TEAM	11	99	9.0	33	0					
Had Intercepted	15	11	OPPONENTS	15	201	13.4	31	0					
PUNTS/AVERAGE	60/44.7	87/43.6	* PUNTING	No.	Yds	Avg	Net	TB	In	Lg	B		
NET PUNTING AVG.	60/38.6	87/38.9	Kapinos	34	1530	45.0	38.3	1	10	59	0		
PENALTIES/YARDS	101/854	96/777	Sepulveda	25	1153	46.1	39.1	5	8	66	1		
FUMBLES/BALL LOST	16/13	13/4	TEAM	60	2683	44.7	38.6	6	18	66	1		
TOUCHDOWNS	36	23	OPPONENTS	87	3789	43.6	38.9	3	30	63	0		
Rushing	13	7	* PUNT RETURNS	Ret	FC	Yds	Avg	Long	TD				
Passing	21	15	A. Brown	30	26	325	10.8	60t	1				
Returns	2	1	Sanders	3	0	22	7.3	10	0				
* SCORE BY PERIODS	Q1	Q2	Q3	Q4	OT	PTS	TEAM	33	26	347	10.5	60t	1
TEAM	69	121	63	72	0	325	OPPONENTS	29	13	245	8.4	20	0
OPPONENTS	43	71	56	57	0	227	* KICKOFF RETURNS	No.	Yds	Avg	Long	TD	
* SCORING	TD-Ru-Pa-Rt	K-PAT	FG	S	PTS	A. Brown	27	737	27.3	52	0		
Suisham	0 0 0 0	36/36	23/31	0	105	Sanders	5	93	18.6	25	0		
Mendenhall	9 9 0 0			0	54	Cotchery	1	19	19.0	19	0		
Wallace	8 0 8 0			0	48	Moore	1	10	10.0	10	0		
A. Brown	3 0 2 1			0	18	Redman	1	18	18.0	18	0		
Redman	3 3 0 0			0	18	TEAM	35	877	25.1	52	0		
Cotchery	2 0 2 0			0	12	OPPONENTS	43	1018	23.7	45	0		
Miller	2 0 2 0			0	12	* FIELD GOALS	1-19	20-29	30-39	40-49	50+		
Sanders	2 0 2 0			0	12	Suisham	2/ 2	8/ 8	6/ 8	6/11	1/2		
Ward	2 0 2 0			0	12	TEAM	2/ 2	8/ 8	6/ 8	6/11	1/2		
Clay	1 1 0 0			0	6	OPPONENTS	1/ 1	8/ 8	2/ 4	10/12	1/2		
Johnson	1 0 1 0			0	6	Suisham: () (20G, 41N) (48G, 36N, 44G, 38G) (30B, 26G)							
Moore	1 0 1 0			0	6	(19G) (21G, 46N) (41G, 42G, 39G) (33G, 21G, 23G, 44N)							
Polamalu	1 0 0 1			0	6	(36G, 30G) (39G) (21G, 49G) (50N) () (51G, 48N) (21G, 49G)							
Saunders	1 0 1 0			0	6	(45N, 19G, 29G)							
TEAM	36 13 21 2	36/36	23/31	2	325	OPP: (29G, 30G) () (21G, 25G) (25G) (29G) (46G, 45G) ()							
OPPONENTS	23 7 15 1	21/21	22/27	0	227	(46G, 42N) (18G, 40N, 43G, 51G) (43G) (41G, 49G, 40G)							
2-Pt Conv: TM	0-0, OPP	1-2				(33B) (20G) (22G, 38G) (52N, 33N) (26G, 45G, 49G)							
SACKS: Harrison	9, Woodley	9, Keisel	3, Worilds	3, Farrior	2, Timmons	2, Foote	1.5, Hood	1.5,					
Clark	1, Heyward	1, McLendon	1, Polamalu	1, TM	35, OPP	42	FUM/LOST: Roethlisberger	8/5,					
Moore	2/2, Redman	2/2, Mendenhall	1/1, Miller	1/1, Wallace	1/1, Ward	1/1							
* PASSING	Att	Cmp	Yds	Cmp%	Yds/Att	TD	TD%	Int	Int%	Long	Sack/Lost	Rating	
Roethlisberger	513	324	4077	63.2	7.95	21	4.1	14	2.7	95t	40/ 269	90.1	
C. Batch	24	15	208	62.5	8.67	0	0.0	1	4.2	46	2/ 10	72.9	
Sanders	1	1	15	100.0	15.00	0	0.0	0	0.0	15	0/ 0	118.8	
Sepulveda	1	1	33	100.0	33.00	0	0.0	0	0.0	33	0/ 0	118.8	
TEAM	539	341	4333	63.3	8.04	21	3.9	15	2.8	95t	42/ 279	89.7	
OPPONENTS	530	289	2981	54.5	5.62	15	2.8	11	2.1	73t	35/ 230	71.7	

2011 PITTSBURGH STEELERS FINAL REGULAR-SEASON DEFENSIVE/SPECIAL TEAMS STATISTICS

Player				Sacks/		Int./	SPECIAL TEAMS STATISTICS								
	U	A	Tot	Yds.	QP	Yards	PD	FF	FR	U	A	Tot	FF	FR	BL
Clark	69	31	100	1/7	0	1/10	4	0	0	0	0	0	0	0	0
Timmons	74	17	91	2/13	12	1/0	6	0	0	5	0	5	1	0	0
Polamalu	75	15	90	1/0	1	1/33	13	0	1	0	0	0	0	0	0
Farrior	68	22	90	2/13	9	0/0	3	0	0	0	0	0	0	0	0
Harrison	49	13	62	9/54	22	0/0	1	2	0	0	0	0	0	0	0
Gay	45	11	56	0/0	0	2/12	13	0	1	0	1	1	0	0	0
Foote	36	13	49	1.5/11.5	4	0/0	1	0	0	1	1	2	0	0	0
Keisel	40	8	48	3/23	37	0/0	9	2	1	0	0	0	0	0	0
Woodley	32	11	43	9/68.5	11	1/1	0	0	0	0	0	0	0	0	0
Taylor	33	6	39	0/0	0	2/29	20	0	0	1	1	2	0	0	0
Worlds	24	13	37	3/16	14	0/0	0	1	0	3	0	3	0	0	0
Hood	27	9	36	1.5/10.5	21	0/0	2	0	0	0	0	0	0	0	0
Hampton	29	4	33	0/0	7	0/0	0	0	0	0	0	0	0	0	0
Lewis	29	2	31	0/0	0	1/9	5	0	0	2	2	4	0	0	0
Mundy	17	5	22	0/0	0	1/5	3	0	0	5	8	13	0	0	0
McLendon	9	2	11	1/5.5	3	0/0	0	0	0	0	0	0	0	0	0
Smith	5	6	11	0/0	4	0/0	0	0	0	0	0	0	0	0	0
C. Allen	9	1	10	0/0	0	0/0	0	0	0	7	1	8	0	0	0
Heyward	6	3	9	1/8	6	0/0	2	0	0	0	0	0	0	0	1
McFadden	4	1	5	0/0	0	0/0	1	0	0	4	1	5	1	0	0
Hoke	3	0	3	0/0	1	0/0	0	0	0	0	0	0	0	0	0
Sylvester	1	1	2	0/0	0	0/0	0	0	0	4	3	7	1	0	0
Carter	1	0	1	0/0	1	0/0	0	0	0	1	0	1	0	0	0
C. Brown	0	0	0	0/0	0	0/0	0	0	0	13	2	15	1	0	0
W. Allen	0	0	0	0/0	0	0/0	0	0	0	7	2	9	0	0	0
Suisham	0	0	0	0/0	0	0/0	0	0	0	2	3	5	0	0	0
Battle	0	0	0	0/0	0	0/0	0	0	0	2	2	4	0	0	0
Cromartie-Smith	0	0	0	0/0	0	0/0	0	0	0	3	0	3	0	0	0
Redman	0	0	0	0/0	0	0/0	0	0	0	2	0	2	0	0	0
Dwyer	0	0	0	0/0	0	0/0	0	0	0	1	1	2	0	0	0
Sanders	0	0	0	0/0	0	0/0	0	0	0	1	1	2	0	1	0
Ivy	0	0	0	0/0	0	0/0	0	0	0	1	0	1	0	0	0
Moore	0	0	0	0/0	0	0/0	0	0	0	1	0	1	0	0	0
Saunders	0	0	0	0/0	0	0/0	0	0	0	1	0	1	0	0	0
Warren	0	0	0	0/0	0	0/0	0	0	0	0	1	1	0	0	0
TOTALS	685	194	879	35/230	153	10/99	83	5	3	67	30	97	4	1	1
OPPONENTS	660	313	973	42/279	74	15/201	80	14	13	66	8	74	0	0	2

2011 REGULAR-SEASON STARTING LINEUPS

OFFENSE

Opponent

	<u>WR</u>	<u>LT</u>	<u>LG</u>	<u>C</u>	<u>RG</u>	<u>RT</u>	<u>TE</u>	<u>WR</u>	<u>QB</u>	<u>RB</u>	<u>FB</u>
at Baltimore (9/11)	Wallace	J. Scott	Kemoeatu	Pouncey	Legursky	Colon	Miller	Ward	Roethlisberger	Mendenhall	Johnson
SEATTLE (9/18)	Wallace	J. Scott	Foster	Pouncey	Legursky	Gilbert	Miller	Ward	Roethlisberger	Mendenhall	Johnson
at Indianapolis (9/25)	Wallace	J. Scott	Kemoeatu	Pouncey	Legursky	Gilbert	Miller	Ward	Roethlisberger	Mendenhall	Johnson
at Houston (10/2)	Wallace	Essex	Kemoeatu	Pouncey	Foster	Gilbert	Miller	Ward	Roethlisberger	Mendenhall	Johnson
TENNESSEE (10/9)	Wallace	Starks	Legursky	Pouncey	Foster	Gilbert	Miller	Ward	Roethlisberger	Redman	Johnson
JACKSONVILLE (10/16)	Wallace	Starks	Legursky	Pouncey	Foster	J. Scott	Miller	Saunders (TE)	Roethlisberger	Mendenhall	Johnson
at Arizona (10/23)	Wallace	Starks	Kemoeatu	Pouncey	Foster	Gilbert	Miller	Saunders (TE)	Roethlisberger	Mendenhall	Johnson
NEW ENGLAND (10/30)	Wallace	Starks	Kemoeatu	Pouncey	Foster	Gilbert	Miller	Saunders (TE)	Roethlisberger	Mendenhall	Johnson
BALTIMORE (11/6)	Wallace	Starks	Kemoeatu	Pouncey	Foster	Gilbert	Miller	Ward	Roethlisberger	Mendenhall	Johnson
at Cincinnati (11/13)	Wallace	Starks	Kemoeatu	Pouncey	Foster	Gilbert	Miller	Brown	Roethlisberger	Mendenhall	Johnson
at Kansas City (11/20)	Ward	Starks	Legursky	Pouncey	Foster	Gilbert	Miller	Saunders (TE)	Roethlisberger	Mendenhall	Johnson
CINCINNATI (12/4)	Wallace	Starks	Legursky	Pouncey	Foster	Gilbert	Miller	Saunders (TE)	Roethlisberger	Mendenhall	Johnson
CLEVELAND (12/8)	Wallace	Starks	Legursky	Pouncey	Foster	Gilbert	Miller	Brown	Roethlisberger	Mendenhall	Johnson
at San Francisco (12/19)	Wallace	Starks	Essex	Legursky	Foster	Gilbert	Miller	Brown	Roethlisberger	Mendenhall	Johnson
ST. LOUIS (12/24)	Ward	Starks	Essex	Legursky	Foster	J. Scott	Miller	Saunders (TE)	Batch	Mendenhall	Johnson
at Cleveland (1/1)	Wallace	Starks	Kemoeatu	Pouncey	Foster	Gilbert	Miller	Ward	Roethlisberger	Mendenhall	Johnson

2011 REGULAR-SEASON STARTING LINEUPS

DEFENSE

Opponent

	<u>LE</u>	<u>NT</u>	<u>RE</u>	<u>LOLB</u>	<u>LILB</u>	<u>RILB</u>	<u>ROLB</u>	<u>RCB</u>	<u>LCB</u>	<u>SS</u>	<u>FS</u>
at Baltimore (9/11)	Smith	Hampton	Keisel	Woodley	Farrior	Timmons	Harrison	Taylor	McFadden	Polamalu	Clark
SEATTLE (9/18)	Smith	Hampton	Keisel	Woodley	Farrior	Timmons	Harrison	Taylor	Gay	Polamalu	Clark
at Indianapolis (9/25)	Smith	Lewis (CB)	Hood	Woodley	Farrior	Timmons	Harrison	Taylor	Gay	Polamalu	Clark
at Houston (10/2)	Smith	Hampton	Hood	Woodley	Farrior	Timmons	Harrison	Taylor	Gay	Polamalu	Clark
TENNESSEE (10/9)	Hood	Hoke	Keisel	Woodley	Farrior	Foote	Timmons	Taylor	Gay	Polamalu	Clark
JACKSONVILLE (10/16)	Hood	Hoke	Keisel	Woodley	Farrior	Foote	Timmons	Taylor	Gay	Polamalu	Clark
at Arizona (10/23)	Hood	McLendon	Keisel	Woodley	Farrior	Foote	Timmons	Taylor	Gay	Polamalu	Clark
NEW ENGLAND (10/30)	Hood	Hampton	Keisel	Woodley	Sylvester	Foote	Timmons	Taylor	Gay	Polamalu	Clark
BALTIMORE (11/6)	Hood	Hampton	Keisel	Worlds	Foote	Timmons	Harrison	Taylor	Gay	Polamalu	Clark
at Cincinnati (11/13)	Hood	Hampton	Keisel	Worlds	Farrior	Timmons	Harrison	Taylor	Gay	Polamalu	Clark
at Kansas City (11/20)	Hood	Hampton	Keisel	Worlds	Farrior	Timmons	Harrison	Taylor	Gay	Polamalu	Clark
CINCINNATI (12/4)	Hood	Hampton	Keisel	Woodley	Farrior	Timmons	Harrison	Taylor	Gay	Polamalu	Clark
CLEVELAND (12/8)	Hood	Hampton	Keisel	Worlds	Farrior	Timmons	Harrison	Taylor	Gay	Polamalu	Clark
at San Francisco (12/19)	Hood	Hampton	Keisel	Woodley	Farrior	Timmons	Worlds	Taylor	Gay	Polamalu	Clark
ST. LOUIS (12/24)	Hood	Hampton	Keisel	Worlds	Farrior	Timmons	Harrison	Taylor	Gay	Polamalu	Clark
at Cleveland (1/1)	Hood	Hampton	Keisel	Worlds	Farrior	Timmons	Harrison	Taylor	Gay	Polamalu	Clark

2011 PLAYER PARTICIPATION

Games	1	2	3	4	5	6	7	8	9	10	11	12	13	14	15	16				
	Sep	Sep	Sep	Oct	Oct	Oct	Oct	Oct	Nov	Nov	Nov	Dec	Dec	Dec	Dec	Jan				
	11	18	25	2	9	16	23	30	6	13	27	4	8	19	24	1				
	@		@	@			@			@	@			@		@				
	BAL	SEA	IND	HOU	TEN	JAX	ARZ	NE	BAL	CIN	KC	CIN	CLE	STL	CLE		Career	Consec.	2011 Injury	2011
																	G-S	G-S	Games	Games/
																			Missed	Starts
Names																				
Allen, Cortez	P	P	P	P	SI	P	P	P	P	P	P	P	P	P	P	P	15/0	11/0	1	15/0
Allen, Will	P	P	P	P	P	P	P	P	P	P	P	P	P	P	P	P	114/26	22/0	0	16/0
Batch, Baron	IR	IR	IR	IR	IR	IR	IR	IR	IR	IR	IR	IR	IR	IR	IR	IR	0/0	0/0	16	0/0
Batch, Charlie	DNPP		DNP	DNP	DNP	DNP	DNP	DNP	DNP	DNP	DNP	P	DNP	QB	DNP		79/53	0/0	0	4/1
Battle, Arnaz	P	P	P	P	P	P	P	P	P	SI	SI	SI	SI	DNPP	SI		113/38	0/0	4	10/0
Brown, Antonio	P	P	P	P	P	P	P	P	P	WR	P	P	WR	WR	P	P	25/3	21/0	0	16/3
Brown, Curtis	SI	P	P	P	P	P	P	P	P	P	P	P	P	SI	IR	IR	12/0	0/0	3	12/0
Bryant, Corbin	PS	PS	PS	PS	PS	PS	P	—	PS	PS	PS	PS	PS	PS	PS	PS	1/0	0/0	0	1/0
Carter, Chris	SI	SI	P	SI	P	P	P	P	P	P	P	SI	SI	SI	SI	SI	8/0	0/0	8	8/0
Clark, Ryan	FS	FS	FS	FS	FS	FS	FS	FS	FS	FS	FS	FS	FS	FS	FS	FS	130/106	40/19	0	16/16
Clay, John	PS	PS	PS	PS	PS	PS	PS	PS	PS	PS	PS	PS	PS	PS	P	P	2/0	2/0	0	2/0
Colon, Willie	RT	IR	IR	IR	IR	IR	IR	IR	IR	IR	IR	IR	IR	IR	IR	IR	51/51	0/0	15	1/1
Cotchery, Jerricho	SI	SI	SI	P	P	P	P	P	P	P	P	P	P	P	P	P	116/65	13/0	2	13/0
Cromartie-Smith, Damon	PS	PS	PS	PS	—	—	PS	PS	PS	PS	PS	PS	P	P	P	P	4/0	4/0	0	4/0
Dixon, Dennis	SI	SI	SI	SI	DNP	DNP	SI	SI	SI	SI	SI	SI	SI	SI	DNP	DNP	4/3	0/0	0	0/0
Dwyer, Jonathan	SI	SI	SI	SI	P	P	SI	P	P	P	P	P	IR	IR	IR	IR	8/0	0/0	4	7/0
Essex, Trai	P	P	P	LT	P	P	P	P	P	P	P	P	P	LG	LG	P	76/28	26/0	0	16/3
Farrior, James	ILB	ILB	ILB	ILB	ILB	ILB	ILB	SI	SI	ILB	ILB	ILB	ILB	ILB	ILB	ILB	230/196	7/7	2	14/14
Foote, Larry	P	P	P	P	ILB	ILB	ILB	ILB	ILB	P	P	SI	P	P	P	P	155/103	4/0	1	15/5
Foster, Ramon	SI	LG	P	RG	RG	RG	RG	RG	RG	RG	RG	RG	RG	RG	RG	RG	41/26	15/13	0	15/14
Gay, William	P	LCB	LCB	LCB	LCB	LCB	LCB	LCB	LCB	LCB	LCB	LCB	LCB	LCB	LCB	LCB	80/37	80/15	0	16/15
Gilbert, Marcus	DNPP	RT	RT	RT	SI	RT	RT	RT	RT	RT	RT	RT	RT	RT	P	RT	14/13	10/1	1	14/13
Grisham, Tyler	PS	PS	PS	PS	PS	PS	PS	PS	PS	PS	PS	PS	PS	—	PS	PS	4/0	0/0	0	0/0
Hampton, Casey	NT	NT	P	NT	SI	SI	SI	NT	NT	NT	NT	NT	NT	NT	NT	NT	157/146	9/9	3	13/12
Harrison, James	OLB	BOL	BOL	BOL	SI	SI	SI	SI	OLB	BOL	BOL	BOL	BOL	BOL	SUS	OLB	118/82	2/2	4	11/11
Heyward, Cameron	P	P	P	P	P	P	P	P	P	P	P	P	P	P	P	P	16/0	16/0	0	16/0
Hoke, Chris	P	P	P	P	NT	NT	SI	SI	SI	SI	SI	SI	IR	IR	IR	IR	114/18	0/0	6	6/2
Hood, Ziggy	P	P	DE	DE	DE	DE	DE	DE	DE	DE	DE	DE	DE	DE	DE	DE	48/23	48/14	0	16/14
Ivy, Morty	PS	PS	PS	PS	PS	PS	—	P	P	—	—	PS	P	P	P	P	6/0	4/0	0	6/0
Johnson, David	FB	FB	FB	FB	FB	FB	FB	FB	FB	FB	FB	FB	FB	FB	FB	FB	47/24	43/21	0	16/16
Joseph, Elisha	—	—	—	—	—	PS	PS	—	—	—	—	—	—	PS	PS	PS	0/0	0/0	0	0/0
Kapinos, Jeremy	—	—	—	—	—	—	—	—	P	P	P	P	P	P	P	P	34/0	8/0	0	8/0
Keisel, Brett	DE	DE	SI	SI	DE	DE	DE	DE	DE	DE	DE	DE	DE	DE	DE	DE	116/82	12/12	2	14/14
Kemoeatu, Chris	LG	SI	LG	LG	SI	SI	LG	LG	LG	LG	P	P	P	P	P	LG	74/53	10/1	3	13/8
Leftwich, Byron	IR	IR	IR	IR	IR	IR	IR	IR	IR	IR	IR	IR	IR	IR	IR	IR	58/49	0/0	16	0/0
Legursky, Doug	RG	RG	RG	SI	LG	LG	SI	SI	SI	DNPL	LG	LG	LG	C	C	SI	35/14	0/0	5	10/10
Lewis, Keenan	P	P	CB	P	P	P	P	P	P	P	P	P	P	P	P	P	29/1	18/0	0	16/1
Malecki, John	PS	PS	PS	PS	—	—	—	—	—	—	—	—	—	—	—	PS	0/0	0/0	0	0/0

Bold denotes starter and position

P	—	Played
DNP	—	Did not play
IR	—	Injured reserve
SI	—	Sunday inactive
PUP	—	Physically unable to perform
PS	—	Practice squad
SUS	—	Suspended

2011 PLAYER PARTICIPATION

Games	1	2	3	4	5	6	7	8	9	10	11	12	13	14	15	16				
	Sep	Sep	Sep	Oct	Oct	Oct	Oct	Oct	Nov	Nov	Nov	Dec	Dec	Dec	Dec	Jan				
	11	18	25	2	9	16	23	30	6	13	27	4	8	19	24	1				
	@		@	@			@			@	@			@		@				
	BAL	SEA	IND	HOU	TEN	JAX	ARZ	NE	BAL	CIN	KC	CIN	CLE	CLE	STL	CLE				
																	Career	Consec.	2011 Injury	2011
																	G-S	G-S	Games	Games/
																			Missed	Starts
Names																				
McCoy, Jamie	PS	PS	PS	PS	PS	PS	PS	PS	PS	PS	PS	PS	PS	PS	PS	PS	0/0	0/0	0	0/0
McFadden, Bryant	LCB	SI	SI	SI	P	P	P	P	P	P	P	P	P	P	P	P	96/51	12/0	1	13/1
McLendon, Steve	DNPP	DNPP	DNPP	P	P	NT	P	P	P	P	P	P	P	P	P	P	21/1	13/0	0	14/1
Mendenhall, Rashard	RB	RB	RB	RB	DNPP	RB	RB	RB	RB	RB	RB	RB	RB	RB	RB	RB	51/44	11/11	0	15/15
Meredith, Jamon	—	SI	SI	DNPP	P	P	P	P	SI	SI	SI	SI	SI	SI	SI	SI	17/4	0/0	0	4/0
Miller, Heath	TE	TE	TE	TE	TE	TE	TE	TE	TE	TE	TE	TE	TE	TE	TE	TE	108/107	18/18	0	16/16
Moore, Mewelde	P	P	P	P	SI	SI	P	P	P	P	P	P	P	P	SI	SI	113/15	0/0	4	12/0
Mundy, Ryan	P	P	P	P	P	P	P	P	P	P	P	P	P	P	P	P	48/2	48/0	0	16/0
Polamalu, Troy	SS	SS	SS	SS	SS	SS	SS	SS	SS	SS	SS	SS	SS	SS	SS	SS	123/107	17/17	0	16/16
Pouncey, Maurkice	C	C	C	C	C	C	C	C	C	C	C	C	C	SI	SI	C	30/30	1/1	2	14/14
Redman, Isaac	P	P	P	P	RB	P	P	P	P	P	P	P	P	P	P	P	33/1	32/0	0	16/1
Roethlisberger, Ben	QB	QB	QB	QB	QB	QB	QB	QB	QB	QB	QB	QB	QB	QB	QB	DNPP	114/113	1/1	0	15/15
Sanders, Emmanuel	P	P	P	P	P	P	P	P	SI	SI	P	P	SI	SI	SI	P	24/1	1/0	5	11/0
Saunders, Weslye	P	P	P	P	P	TE	TE	TE	P	P	TE	TE	P	P	TE	P	16/6	16/0	0	16/6
Scott, Chris	SI	P	SI	P	PS	PS	PS	PS	PS	PS	PS	PS	PS	PS	PS	PS	2/0	0/0	0	2/0
Scott, Jonathan	LT	LT	LT	SI	P	RT	P	P	P	P	DNPP	P	DNPP	RT	DNPP		58/28	0/0	1	12/5
Sepulveda, Daniel	P	P	P	P	P	P	P	P	IR	IR	IR	IR	IR	IR	IR	IR	52/0	0/0	8	8/0
Smith, Aaron	DE	DE	DE	DE	SI	SI	IR	IR	IR	IR	IR	IR	IR	IR	IR	IR	160/152	0/0	12	4/4
Spann, Chad	—	—	—	—	—	—	—	—	—	—	—	—	—	PS	PS	PS	0/0	0/0	0	0/0
Starks, Max	—	—	—	—	LT	LT	LT	LT	LT	LT	LT	LT	LT	LT	LT	LT	107/80	12/12	0	12/12
Suisham, Shaun	P	P	P	P	P	P	P	P	P	P	P	P	P	P	P	P	80/0	25/0	0	16/0
Sylvester, Stevenson	P	P	P	P	P	P	P	ILB	P	P	SI	P	P	P	P	P	31/1	5/0	0	15/1
Taylor, Ike	RCB	RCB	RCB	RCB	RCB	RCB	RCB	RCB	RCB	RCB	RCB	RCB	RCB	RCB	RCB	RCB	141/107	123/20	0	16/16
Timmons, Lawrence	ILB	ILB	ILB	ILB	OLB	BOLB	BOLB	BOLB	BOLB	BOLB	BOLB	BOLB	BOLB	BOLB	BOLB	BOLB	78/46	71/21	0	16/16
Turner, Trevis	PS	PS	PS	PS	PS	PS	PS	PS	PS	PS	PS	PS	PS	PS	PS	PS	0/0	0/0	0	0/0
Wallace, Mike	WR	WR	WR	WR	WR	WR	WR	WR	WR	WR	WR	P	WR	WR	WR	P	48/34	48/1	0	16/14
Ward, Hines	WR	WR	WR	WR	WR	P	P	SI	WR	P	WR	P	P	P	WR	WR	217/190	8/2	1	15/9
Warren, Greg	P	P	P	P	P	P	P	P	P	P	P	P	P	P	P	P	101/0	32/0	0	16/0
Woodley, LaMarr	OLB	BOLB	BOLB	BOLB	BOLB	BOLB	BOLB	BOLB	BOLB	SI	SI	SI	OLB	SI	OLB	SI	70/57	0/0	6	10/10
Woods, Al	—	—	—	—	—	—	—	—	—	SI	SI	SI	SI	SI	SI	SI	11/0	0/0	0	2/0
Worilds, Jason	P	P	P	P	SI	SI	SI	SI	OLB	BOLB	BOLB	P	OLB	BOLB	BOLB	BOLB	26/7	8/4	4	12/7

Bold denotes starter and position

P	—	Played
DNPP	—	Did not play
IR	—	Injured reserve
SI	—	Sunday inactive
PUP	—	Physically unable to perform
PS	—	Practice squad
SUS	—	Suspended

2011 INDIVIDUAL HIGHS

<u>OPPONENTS</u>			<u>STEELERS</u>			
			<u>RUSHING</u>			
at Hou (10/2)	Arian Foster	30	Rushes	23	Rashard Mendenhall	vs. Jax (10/16)
at Hou (10/2)	Arian Foster	155	Yards	146	Rashard Mendenhall	vs. Jax (10/16)
at Hou (10/2)	Arian Foster	42t	Long	76	Jonathan Dwyer	vs. Ten (10/9)
at Bal (9/11)	Ray Rice	1	TDs	2	Rashard Mendenhall	at Cin (11/13)
at Ind (9/25)	Joseph Addai	1		2	Rashard Mendenhall	vs. Cin (12/4)
at Hou (10/2)	Arian Foster	1				
vs. Ten (10/9)	Chris Johnson	1				
at Arz (10/23)	Alfonso Smith	1				
vs. Bal (11/6)	Ray Rice	1				
at S.F. (12/19)	Frank Gore	1				
			<u>RECEIVING</u>			
vs. NE (10/31)	Rob Gronkowski	7	Receptions	9	Antonio Brown	vs. NE (10/31)
vs. Bal (11/6)	Anquan Boldin	7				
at KC (11/27)	Dwayne Bowe	7				
at Cle (1/1)	Joshua Cribbs	7				
vs. NE (10/31)	Rob Gronkowski	94	Yards	151	Antonio Brown	vs. Cle (12/8)
at Arz (10/23)	LaRod Stephens-Howling	73t	Long	95t	Mike Wallace	at Arz (10/23)
at Bal (9/11)	Anquan Boldin	1	TDs	2	Hines Ward	vs. Ten (10/9)
at Bal (9/11)	Ed Dickson	1		2	Mike Wallace	vs. Cin (12/4)
at Bal (9/11)	Ray Rice	1				
at Hou (10/2)	Owen Daniels	1				
vs. Ten (10/9)	Damian Williams	1				
vs. Jax (10/16)	Jason Hill	1				
at Arz (10/23)	LaRod Stephens-Howling	1				
at Arz (10/23)	Early Doucet	1				
vs. NE (10/31)	Deion Branch	1				
vs. NE (10/31)	Aaron Hernandez	1				
vs. Bal (11/6)	Torrey Smith	1				
at Cin (11/13)	A.J. Green	1				
at Cin (11/13)	Jermaine Gresham	1				
vs. Cin (12/4)	A.J. Green	1				
at S.F. (12/19)	Vernon Davis	1				
			<u>PASSING</u>			
vs. Ten (10/9)	Matt Hasselbeck	49	Attempts	50	Ben Roethlisberger	vs. NE (10/31)
vs. Ten (10/9)	Matt Hasselbeck	29	Completions	36	Ben Roethlisberger	vs. NE (10/31)
vs. Bal (11/6)	Joe Flacco	300	Yards	365	Ben Roethlisberger	vs. NE (10/31)
at Arz (10/23)	Kevin Kolb	73t	Long	95t	Ben Roethlisberger	at Arz (10/23)
at Bal (9/11)	Joe Flacco	3	TDs	5	Ben Roethlisberger	vs. Ten (10/9)
at KC (11/27)	Tyler Palko	3	INTs	3	Ben Roethlisberger	at Bal (9/11)
				3	Ben Roethlisberger	at S.F. (12/19)
			<u>PUNT RETURNS</u>			
vs. Cin (12/4)	Brandon Tate	5	Returns	4	Antonio Brown	vs. Sea (9/18)
				4	Antonio Brown	at Ind (9/25)
				4	Antonio Brown	vs. Jax (10/16)
vs. Cin (12/4)	Brandon Tate	54	Yards	65	Antonio Brown	at Ind (9/25)
				65	Antonio Brown	vs. Cin (12/4)
at Cin (11/13)	Brandon Tate	20	Long	60t	Antonio Brown	vs. Cin (12/4)
	NONE		TDs	1	Antonio Brown	vs. Cin (12/4)
			<u>KICKOFF RETURNS</u>			
at Arz (10/23)	LaRod Stephens-Howling	5	Returns	4	Emmanuel Sanders	at KC (11/27)
vs. Bal (11/6)	David Reed	129	Yards	103	Antonio Brown	at Bal (9/11)
vs. Bal (11/6)	David Reed	45	Long	52	Antonio Brown	vs. Ten (10/9)
	NONE		TDs		NONE	
			<u>PUNTS</u>			
vs. Sea (9/18)	Jon Ryan	8	Punts	6	Daniel Sepulveda	vs. Jax (10/16)
vs. Sea (9/18)	Jon Ryan	385	Yards	271	Jeremy Kapinos	vs. Cin (12/4)
vs. Sea (9/18)	Jon Ryan	48.1	Avg.	58.3	Daniel Sepulveda	vs. Sea (9/18)
at S.F. (12/19)	Andy Lee	49.2	Net	47.8	Daniel Sepulveda	at Bal (9/11)
at Cle (1/1)	Brad Maynard	63	Long	66	Daniel Sepulveda	vs. Sea (9/18)
vs. Cin (12/4)	Kevin Huber	4	In 20	2	Daniel Sepulveda	at Bal (9/11)
vs. Cle (12/8)	Brad Maynard	4		2	Daniel Sepulveda	at Arz (10/23)
at S.F. (12/19)	Andy Lee			2	Jeremy Kapinos	at KC (11/27)
				2	Jeremy Kapinos	vs. Cin (12/4)
at Bal (9/11)	Sam Koch	1	Touchbacks	2	Daniel Sepulveda	vs. Sea (9/18)
at Cin (11/13)	Kevin Huber	1				
at Cle (1/1)	Brad Maynard	1				
			<u>INTERCEPTIONS</u>			
at Bal (9/11)	Ed Reed	2	Interceptions	1	LaMarr Woodley	vs. Ten (10/9)
				1	Ryan Clark	at Arz (10/23)
				1	Lawrence Timmons	at Cin (11/13)
				1	William Gay	at Cin (11/13)
				1	Ike Taylor	at KC (11/27)
				1	Ryan Mundy	at KC (11/27)
				1	Keenan Lewis	at KC (11/27)

At S.F. (12/19)	Carlos Rodgers	31	Long Return	1	Ike Taylor	vs. Cin (12/4)
	NONE		TDs	1	Troy Polamalu	vs. Cle (12/8)
				1	William Gay	vs. Cle (12/8)
				1	Troy Polamalu	vs. Cle (1/1)
				33	Troy Polamalu	vs. Cle (12/8)
					NONE	
			<u>TACKLES</u>			
at Ind (9/25)	Pat Angerer	20	Total	13	James Farrior	at Ten (10/9)
at Ind (9/25)	Pat Angerer	11	Solo	12	James Farrior	at Ten (10/9)
at Ind (9/25)	Pat Angerer	9	Assisted	5	James Farrior	vs. Jax (10/16)
at Bal (9/11)	Terrell Suggs	3	Sacks	3	James Harrison	vs. Bal (11/6)
				3	James Harrison	vs. Cin (12/4)

2011 DRIVE ENGINEERING

Steelers

REGULAR SEASON

<u>STEELERS</u>	<u>No.</u> <u>Drives</u>	<u>TD</u>	<u>Missed Blkd</u>			<u>Blkd</u>					<u>Safety</u>	<u>Time</u>	<u>Scoring</u>		<u>1st</u> <u>Drive</u>
			<u>FG</u>	<u>FG</u>	<u>FG</u>	<u>Punt</u>	<u>Punt</u>	<u>Downs</u>	<u>Fum.</u>	<u>Int.</u>			<u>Pts</u>	<u>Effic.</u>	
Sept. 11 at Bal	13	1	0	0	0	4	0	1	4	3	0	0	7	7.7	Punt
Sept. 18 vs. Sea	10	3	1	1	0	3	0	1	0	0	0	1	24	40.0	Downs
Sept. 25 at Ind	12	1	3	1	0	3	0	0	2	1	0	1	16	33.3	FG
Oct. 2 at Hou	9	1	1	0	1	4	0	1	0	1	0	0	10	22.2	Punt
Oct. 9 vs. Ten	9	5	1	0	0	1	1	0	0	1	0	0	38	66.7	TD
Oct. 16 vs. Jax	11	2	1	1	0	6	0	0	0	0	0	1	17	27.2	TD
Oct. 23 at Ari	10	3	3	0	0	3	0	0	0	0	0	1	30	60.0	TD
Oct. 30 vs. NE	10	2	3	1	0	1	0	0	0	1	0	2	23	50.0	TD
Nov. 6 vs. Bal	9	2	2	0	0	3	0	0	1	1	0	0	20	44.4	Punt
Nov. 13 at Cin	11	3	1	0	0	5	0	0	0	1	0	1	24	58.2	TD
Nov. 27 at KC	11	1	2	0	0	5	0	0	1	1	0	1	13	27.2	Fum
Dec. 4 vs. Cin	11	4	0	1	0	5	0	0	0	0	0	1	28	36.3	Punt
Dec. 8 vs. Cle	10	2	0	0	0	4	0	1	2	1	0	0	14	20.0	TD
Dec. 19 at SF	11	0	1	1	0	4	0	0	1	3	0	1	3	9.1	INT
Dec. 24 vs. STL	10	3	2	0	0	4	0	0	0	1	0	0	27	50.0	FG
Jan. 1 at Cle	11	1	2	1	0	4	0	1	2	0	0	0	13	27.2	Downs
TOTAL	168	34	23	7	1	59	1	5	13	15	0	10	307	33.9	

Opponents

REGULAR SEASON

<u>OPPONENTS</u>	<u>No.</u> <u>Drives</u>	<u>TD</u>	<u>Missed Blkd</u>			<u>Blkd</u>					<u>Safety</u>	<u>Time</u>	<u>Scoring</u>		<u>1st</u> <u>Drive</u>
			<u>FG</u>	<u>FG</u>	<u>FG</u>	<u>Punt</u>	<u>Punt</u>	<u>Downs</u>	<u>Fum.</u>	<u>Int.</u>			<u>Pts</u>	<u>Effic.</u>	
Sept. 11 at Bal	13	4	2	0	0	5	0	1	0	0	0	1	35	46.2	TD
Sept. 18 vs. Sea	10	0	0	0	0	8	0	1	0	0	0	1	0	0.0	Punt
Sept. 25 at Ind	12	1	2	0	0	7	0	0	1	0	0	1	13	25.0	Punt
Oct. 2 at Hou	9	2	1	0	0	5	0	0	0	0	0	1	17	33.3	TD
Oct. 9 vs. Ten	11	2	1	0	0	4	0	1	0	1	0	2	17	27.2	FG
Oct. 16 vs. Jax	11	1	2	0	0	7	0	0	0	0	0	1	13	27.2	Punt
Oct. 23 at Ari	9	3	0	0	0	4	0	0	0	1	1	0	20	33.3	INT
Oct. 30 vs. NE	9	2	1	1	0	4	0	0	1	0	1	0	17	33.3	Punt
Nov. 6 vs. Bal	9	2	3	1	0	2	0	0	1	0	0	0	23	55.5	FG
Nov. 13 at Cin	11	2	1	0	0	6	0	0	0	2	0	0	17	27.2	Punt
Nov. 27 at KC	10	0	3	0	0	3	0	0	1	3	0	0	9	30.0	FG
Dec. 4 vs. Cin	12	1	0	0	1	7	0	0	1	1	0	1	7	8.3	FG Block
Dec. 8 vs. Cle	11	0	1	0	0	6	0	1	0	2	0	1	3	9.1	FG
Dec. 19 at SF	11	2	2	0	0	6	0	0	0	0	0	1	20	36.4	FG
Dec. 24 vs. STL	11	0	0	2	0	7	0	0	0	0	0	1	0	0.0	Punt
Jan. 1 at Cle	11	0	3	0	0	6	0	0	0	1	0	1	9	27.2	Punt
TOTAL	170	22	22	4	1	87	0	4	5	11	2	12	220	25.9	

2011 STEELERS SCORING DRIVES

REGULAR SEASON

Opponent	Obtained	Scoring Play	Plays	Yards	Drive	Score	Qtr	Time
					Time	Pit-Opp		Remain
Baltimore	Kickoff	Sanders 11 yd. pass from Roethlisberger	10	68	6:26	7-14	2	10:23
Seattle	Punt	Mendenhall 1 yd. run	9	60	4:51	7-0	1	3:28
Seattle	Punt	Redman 20 yd. run	6	53	2:40	14-0	2	12:41
Seattle	Punt	Suisham 20 yd. FG	14	81	7:43	21-0	2	1:52
Seattle	Punt	Wallace 2 yd. pass from Roethlisberger	9	71	5:47	24-0	3	3:30
Indianapolis	Kickoff	Suisham 48 yd. FG	7	50	2:17	3-0	1	12:43
Indianapolis	Punt	Wallace 81 yd. pass from Roethlisberger	2	86	0:53	10-0	1	3:29
Indianapolis	Punt	Suisham 44 yd. FG	10	50	5:40	13-13	4	12:10
Indianapolis	—	Polamalu 16 yd. fumble return	—	—	0:08	20-13	4	5:13
Indianapolis	Kickoff	Suisham 38 yd. FG	10	60	2:05	23-20	4	0:04
Houston	Kickoff	Mendenhall 3 yd. Run	13	74	7:58	7-10	3	7:02
Houston	Punt	Suisham 26 yd. FG	9	55	5:27	10-10	4	14:57
Tennessee	Kickoff	Miller 8 yd. pass from Roethlisberger	10	50	5:17	7-3	1	3:00
Tennessee	Punt	Ward 7 yd. pass from Roethlisberger	8	70	4:30	14-3	2	11:14
Tennessee	Punt	Johnson 1 yd. pass from Roethlisberger	5	90	3:10	21-3	2	6:11
Tennessee	Punt	Ward 5 yd. pass from Roethlisberger	9	71	5:41	28-3	3	4:44
Tennessee	Interception	Suisham 19 yd. FG	11	53	6:09	31-10	4	10:45
Tennessee	Kickoff	Wallace 40 yd. pass from Roethlisberger	3	44	0:53	38-17	4	2:39
Jacksonville	Punt	Mendenhall 8 yd. run	10	87	5:57	7-0	1	4:23
Jacksonville	Punt	Wallace 28 yd. pass from Roethlisberger	8	72	4:15	14-0	2	13:40
Jacksonville	Punt	Suisham 21 yd. FG	5	69	1:25	17-0	2	10:58
Arizona	Interception	Miller 12 yd. pass from Roethlisberger	5	31	3:07	7-0	1	9:39
Arizona	Punt	Wallace 95 yd. pass from Roethlisberger	1	91	0:12	14-0	2	8:09
Arizona	Kickoff	Suisham 41 yd. FG	8	52	1:20	17-7	2	0:00
Arizona	Kickoff	Sanders 4 yd. pass from Roethlisberger	11	80	5:32	24-14	3	3:54
Arizona	—	Penalty on Kolb in end zone for safety	—	—	0:07	26-14	3	3:42
Arizona	Kickoff	Suisham 42 yd. FG	13	51	7:12	29-14	4	11:30
Arizona	Punt	Suisham 39 yd. FG	7	19	4:10	32-14	4	6:46
New England	Kickoff	Moore 5 yd. pass from Roethlisberger	11	68	5:52	7-0	1	9:08
New England	Punt	Suisham 33 yd. FG	16	72	7:47	10-0	2	14:57
New England	Kickoff	Brown 7 yd. pass from Roethlisberger	10	76	5:39	17-7	2	2:41
New England	Punt	Suisham 21 yd. FG	14	70	7:06	20-10	3	6:11
New England	Missed FG	Suisham 23 yd. FG	11	63	5:54	23-10	4	11:26
New England	—	Brady fumble out of bounds in end zone for a safety	—	—	0:11	25-17	4	0:08
Baltimore	Missed FG	Suisham 36 yd. FG	7	52	3:03	3-3	2	14:05
Baltimore	Punt	Suisham 30 yd. FG	10	49	4:34	6-6	2	1:05
Baltimore	Kickoff	Mendenhall 1yd. run	11	80	4:55	13-16	4	14:32
Baltimore	Fumble	Wallace 25 yd. pass from Roethlisberger	6	58	2:41	20-16	4	4:59
Cincinnati	Punt	Cotchery 16 yd. pass from Roethlisberger	8	54	4:15	7-0	1	9:15
Cincinnati	Punt	Mendenhall 2 yd. run	9	78	4:34	14-0	1	3:37
Cincinnati	Punt	Suisham 39 yd. FG	16	67	6:38	17-10	2	0:58
Cincinnati	Kickoff	Mendenhall 9 yd. run	11	81	6:43	24-17	3	1:55
Kansas City	Kickoff	Suisham 21 yd. FG	4	4	1:31	3-3	2	13:29
Kansas City	Interception	Saunders 2 yd. pass from Roethlisberger	5	24	2:29	10-3	2	10:53
Kansas City	Kickoff	Suisham 49 yd. FG	9	47	4:30	13-6	2	0:00
Cincinnati	Punt	Mendenhall 3 yd. run	9	87	5:45	7-0	2	12:47
Cincinnati	Punt	Mendenhall 5 yd. run	3	65	1:34	14-0	2	10:12
Cincinnati	Fumble	Wallace 12 yd. pass from Roethlisberger	3	23	1:32	21-0	2	8:33
Cincinnati	—	Brown 60 yd. punt return	—	—	0:17	28-7	2	1:16
Cincinnati	Punt	Wallace 19 yd. pass from Roethlisberger	10	93	6:39	35-7	3	3:26
Cleveland	Kickoff	Cotchery 11 yd. pass from Roethlisberger	5	73	3:10	7-3	1	6:12
Cleveland	Interception	Brown 79 yd. pass from Roethlisberger	2	80	0:19	14-3	4	2:52
San Francisco	Punt	Suisham 51 yd. FG	7	57	4:00	3-6	3	6:08
St. Louis	Punt	Suisham 21 yd. FG	10	76	5:28	3-0	1	4:43
St. Louis	Punt	Clay 10 yd. run	4	75	1:54	10-0	2	6:50
St. Louis	Kickoff	Suisham 49 yd. FG	9	42	5:41	13-0	3	9:19
St. Louis	Punt	Mendenhall 1 yd. run	3	51	1:00	20-0	4	8:58
St. Louis	Punt	Redman 2 yd. run	9	63	4:28	27-0	4	3:14
Cleveland	Kickoff	Suisham 19 yd. FG	9	71	1:06	3-6	2	0:00
Cleveland	Kickoff	Suisham 29 yd. FG	13	66	5:17	6-6	3	9:43
Cleveland	Interception	Redman 7 yd. run	6	43	2:55	13-6	3	5:27

2011 OPPONENTS SCORING DRIVES

REGULAR SEASON

Opponent	Obtained	Scoring Play	Plays	Yards	Drive Time	Score Pit-Opp	Qtr	Time Remain
Baltimore	Kickoff	Boldin 27 yd. pass from Flacco	3	66	1:32	0-7	1	13:28
Baltimore	Fumble	Rice 1 yd. run	4	37	1:19	0-14	1	1:49
Baltimore	Punt	Rice 11 yd. pass from Flacco	12	84	5:16	7-21	2	1:48
Baltimore	Fumble	Dickson 18 yd. pass from Flacco	1	18	0:09	7-29	3	14:39
Baltimore	Interception	Cundiff 29 yd. FG	10	79	4:35	7-32	3	2:50
Baltimore	Fumble	Cundiff 30 yd. FG	4	-3	2:05	7-35	4	1:56
Indianapolis	Fumble	Vinatieri 21 yd. FG	12	47	5:44	7-3	2	6:14
Indianapolis	—	Anderson 47 yd. fumble return	—	—	0:15	10-10	2	1:46
Indianapolis	Interception	Vinatieri 25 yd. FG	4	5	1:19	10-13	2	0:15
Indianapolis	Kickoff	Addai 6 yd. Run	10	80	3:04	20-20	4	2:09
Houston	Kickoff	Daniels 1 yd. pass from Schaub	19	95	10:55	0-7	1	4:05
Houston	Punt	Rackers 25 yd. FG	12	60	5:41	0-10	2	2:33
Houston	Kickoff	Foster 42 yd. run	5	85	2:55	10-17	4	12:02
Tennessee	Kickoff	Bironas 29 yd. FG	13	69	6:43	0-3	1	8:17
Tennessee	Kickoff	Johnson 1 yd. run	9	77	2:42	28-10	3	2:02
Tennessee	Blocked Punt	Williams 19 yd. pass from Hasselbeck	10	37	2:55	31-17	4	3:32
Jacksonville	Kickoff	Scobee 46 yd. FG	8	47	2:14	17-3	2	8:44
Jacksonville	Punt	Hill 18 yd. pass from Gabbert	17	80	9:35	17-10	3	1:46
Jacksonville	Punt	Scobee 45 yd. FG	8	47	2:14	17-13	4	4:17
Arizona	Kickoff	Smith 1 yd. run	13	80	6:49	14-7	2	1:20
Arizona	Kickoff	Stephens-Howling 73 yd. pass from Kolb	6	89	2:40	17-14	3	9:26
Arizona	Kickoff	Doucet 2 yd. pass from Kolb	11	71	2:53	32-20	4	3:53
New England	Interception	Branch 2 yd. pass from Brady	2	8	0:33	10-7	2	8:20
New England	Kickoff	Gostkowski 46 yd. FG	10	52	2:12	17-10	2	0:29
New England	Missed FG	Hernandez 1 yd. pass from Brady	10	67	3:28	23-17	4	2:35
Baltimore	Kickoff	Cundiff 18 yd. FG	14	75	6:50	0-3	1	8:10
Baltimore	Kickoff	Cundiff 43 yd. FG	10	34	4:37	3-6	2	9:28
Baltimore	Kickoff	Cundiff 51 yd. FG	5	32	1:05	6-9	2	0:00
Baltimore	Interception	Rice 4 yd. run	12	71	6:09	6-16	3	4:27
Baltimore	Punt	Smith 26 yd. pass from Flacco	13	92	2:16	20-23	4	0:08
Cincinnati	Kickoff	Green 36 yd. pass from Dalton	7	79	3:23	14-7	1	0:14
Cincinnati	Interception	Nugent 43 yd. FG	7	15	2:41	14-10	2	12:02
Cincinnati	Punt	Gresham 1 yd. pass from Dalton	11	67	4:47	17-17	3	8:38
Kansas City	Kickoff	Succop 41 yd. FG	11	57	4:20	0-3	1	10:40
Kansas City	Punt	Succop 49 yd. FG	9	38	3:20	10-6	2	4:30
Kansas City	Punt	Succop 40 yd. FG	13	70	6:11	13-9	4	7:11
Cincinnati	Kickoff	Green 11 yd. pass from Dalton	10	80	4:27	21-7	2	4:06
Cleveland	Kickoff	Dawson 20 yd. FG	10	78	5:38	0-3	1	9:22
San Francisco	Interception	Akers 22 yd. FG	17	69	7:11	0-3	1	3:25
San Francisco	Interception	Akers 38 yd. FG	9	25	3:02	0-6	2	12:13
San Francisco	Kickoff	Davis 1 yd. pass from Smith	5	79	2:24	3-13	3	3:44
San Francisco	Fumble	Gore 5 yd. run	5	17	2:25	3-20	4	9:06
Cleveland	Missed FG	Dawson 26 yd. FG	10	57	3:54	0-3	2	6:03
Cleveland	Punt	Dawson 45 yd. FG	8	40	1:56	0-6	2	1:06
Cleveland	Kickoff	Dawson 49 yd. FG	8	46	3:28	13-9	3	1:59

THIRD/FOURTH DOWN CONVERSIONS


REGULAR SEASON

<u>Date</u>	<u>Opponent</u>	<u>THIRD DOWN</u>			<u>FOURTH DOWN</u>		
		<u>Made</u>	<u>Att.</u>	<u>Pct.</u>	<u>Made</u>	<u>Att.</u>	<u>Pct.</u>
9/11/11	STEELERS at Baltimore	3	9	33%	0	1	0%
		7	16	44%	0	1	0%
9/18/11	STEELERS vs. Seattle	8	15	53%	0	1	0%
		2	12	17%	1	2	50%
9/25/11	STEELERS at Indianapolis	8	15	53%	0	0	0%
		7	16	44%	0	0	0%
10/2/11	STEELERS at Houston	5	12	42%	0	1	0%
		6	12	50%	0	0	0%
10/9/11	STEELERS vs. Tennessee	7	12	58%	1	1	100%
		7	15	47%	1	2	50%
10/16/11	STEELERS vs. Jacksonville	7	15	47%	0	0	0%
		4	15	27%	1	1	100%
10/23/11	STEELERS at Arizona	6	12	50%	0	0	0%
		3	8	38%	1	1	100%
10/30/11	STEELERS vs. New England	10	16	63%	0	0	0%
		3	10	30%	0	0	0%
11/6/11	STEELERS vs. Baltimore	7	12	58%	0	0	0%
		14	21	67%	1	1	100%
11/13/11	STEELERS at Cincinnati	5	12	42%	0	0	0%
		4	11	36%	0	0	0%
11/27/11	STEELERS at Kansas City	3	11	27%	1	1	100%
		6	15	40%	2	2	100%
12/4/11	STEELERS vs. Cincinnati	2	10	20%	0	0	0%
		2	11	18%	1	1	100%
12/8/11	STEELERS vs. Cleveland	2	8	25%	0	1	0%
		7	16	44%	0	1	0%
12/19/11	STEELERS at San Francisco	8	14	57%	0	0	0%
		4	13	31%	0	0	0%
12/24/11	STEELERS vs. St. Louis	1	7	14%	0	0	0%
		6	16	38%	0	1	0%
1/1/12	STEELERS at Cleveland	8	16	50%	1	2	50%
		4	14	29%	0	0	0%
STEELERS		90	196	46%	3	8	38%
OPPONENTS		86	221	39%	8	13	62%



Final Regular-Season Miscellaneous Statistics

- ✦ **Steelers/Opponents Long Plays**
- ✦ **Game-By-Game Off./Def./Spec. Teams**
- ✦ **Top Individual Performances**
- ✦ **Quarterback Sacks/Hurries/Pressures**
- ✦ **Passes Defensed**
- ✦ **Blocked Kicks/Forced Turnovers-Results**
- ✦ **Game-By-Game Turnovers/Ratio**
- ✦ **Week-By-Week Rankings**
- ✦ **Opposing Quarterbacks vs. Steelers**
- ✦ **Individual Statistics By-The-Half**
- ✦ **Steelers/Opening Drives By-the-Half**





STEELERS LONG PLAYS

Min. passing/kickoff returns 25 yards; runs/punt returns 15 yards

STEELERS (75)

Runs (20)

76 yards	Jonathan Dwyer	vs. Tennessee (10/9)
68 yards	Rashard Mendenhall	vs. Jacksonville (10/16)
52 yards	Rashard Mendenhall	vs. St. Louis (12/24)
27 yards	Isaac Redman	vs. Cincinnati (12/4)
23 yards	Rashard Mendenhall	at Baltimore (9/11)
22 yards	Isaac Redman	at Cleveland (1/1)
21 yards	Mewelde Moore	at San Francisco (12/19)
21 yards	Mike Wallace	vs. Cleveland (12/8)
20 yards*	Isaac Redman	vs. Seattle (9/18)
18 yards	Rashard Mendenhall	vs. New England (10/31)
18 yards	Isaac Redman	at Houston (10/2)
16 yards	Rashard Mendenhall	at Kansas City (11/27)
16 yards	Mike Wallace	at Cincinnati (11/13)
16 yards	Mewelde Moore	vs. New England (10/31)
15 yards	Isaac Redman	at Cleveland (1/1)
15 yards	Rashard Mendenhall	vs. Cleveland (12/8)
15 yards	Rashard Mendenhall	vs. Cincinnati (12/4)
15 yards	Mike Wallace	at Cincinnati (11/13)
15 yards	Mewelde Moore	at Houston (10/2)
15 yards	Rashard Mendenhall	at Indianapolis (9/25)

Passes (30)

95 yards*	Ben Roethlisberger to Mike Wallace	at Arizona (10/23)
81 yards*	Ben Roethlisberger to Mike Wallace	at Indianapolis (9/25)
79 yards*	Ben Roethlisberger to Antonio Brown	vs. Cleveland (12/8)
53 yards	Ben Roethlisberger to Mike Wallace	vs. Seattle (9/18)
48 yards	Ben Roethlisberger to Mike Wallace	vs. Jacksonville (10/16)
46 yards	Charlie Batch to Mike Wallace	vs. St. Louis (12/24)
45 yards	Ben Roethlisberger to Antonio Brown	vs. Cincinnati (12/4)
40 yards	Ben Roethlisberger to Antonio Brown	at Cleveland (1/1)
40 yards*	Ben Roethlisberger to Mike Wallace	vs. Tennessee (10/9)
40 yards	Ben Roethlisberger to Mike Wallace	at Houston (10/2)
39 yards	Ben Roethlisberger to Heath Miller	at San Francisco (12/19)
36 yards	Ben Roethlisberger to Jericho Cotchery	at San Francisco (12/19)
36 yards	Ben Roethlisberger to Mike Wallace	at San Francisco (12/19)
35 yards	Charlie Batch to Rashard Mendenhall	vs. St. Louis (12/24)
34 yards	Ben Roethlisberger to Antonio Brown	at Kansas City (11/27)
33 yards	Daniel Sepulveda to Ryan Mundy	vs. Tennessee (10/9)
32 yards	Ben Roethlisberger to Antonio Brown	vs. Baltimore (11/6)
32 yards	Ben Roethlisberger to Emmanuel Sanders	vs. Jacksonville (10/16)
31 yards	Ben Roethlisberger to Hines Ward	at Baltimore (9/11)
30 yards	Ben Roethlisberger to Heath Miller	vs. Baltimore (11/6)
30 yards	Ben Roethlisberger to Heath Miller	at Indianapolis (9/25)
30 yards	Ben Roethlisberger to Emmanuel Sanders	vs. Seattle (9/18)
29 yards	Ben Roethlisberger to Mike Wallace	at Indianapolis (9/25)
28 yards*	Ben Roethlisberger to Mike Wallace	vs. Jacksonville (10/16)
27 yards	Ben Roethlisberger to Antonio Brown	vs. Cleveland (12/8)
26 yards	Ben Roethlisberger to Rashard Mendenhall	at Cincinnati (11/13)
26 yards	Ben Roethlisberger to Emmanuel Sanders	vs. New England (10/31)
26 yards	Ben Roethlisberger to Mike Wallace	at Baltimore (9/11)
25 yards*	Ben Roethlisberger to Mike Wallace	vs. Baltimore (11/6)
25 yards	Ben Roethlisberger to David Johnson	vs. Baltimore (11/6)

Punt Returns (7)

60 yards*	Antonio Brown	vs. Cincinnati (12/4)
41 yards	Antonio Brown	vs. Seattle (9/18)
37 yards	Antonio Brown	at Indianapolis (9/25)
33 yards	Antonio Brown	at Houston (10/2)
31 yards	Antonio Brown	at Arizona (10/23)
25 yards	Antonio Brown	at Indianapolis (9/25)
16 yards	Antonio Brown	at Arizona (10/23)

Kickoff Returns (18)

52 yards Antonio Brown
41 yards Antonio Brown
36 yards Antonio Brown
34 yards Antonio Brown
34 yards Antonio Brown
31 yards Antonio Brown
31 yards Antonio Brown
31 yards Antonio Brown
30 yards Antonio Brown
30 yards Antonio Brown
29 yards Antonio Brown
28 yards Antonio Brown
27 yards Antonio Brown
26 yards Antonio Brown
26 yards Antonio Brown
25 yards Emmanuel Sanders
25 yards Antonio Brown
25 yards Antonio Brown

vs. Tennessee (10/9)
at Baltimore (9/11)
at San Francisco (12/19)
vs. New England (10/31)
vs. Jacksonville (10/16)
vs. Tennessee (10/9)
at Baltimore (9/11)
at Baltimore (9/11)
vs. St. Louis (12/24)
at Arizona (10/23)
at Arizona (10/23)
at Cleveland (1/1)
at San Francisco (12/19)
at Cincinnati (11/13)
vs. New England (10/31)
at Kansas City (11/27)
vs. Baltimore (11/6)
at Houston (10/2)

*Touchdown



STEELERS OPPONENTS LONG PLAYS

Min. passing/kickoff returns 25 yards; runs/punt returns 15 yards

OPPONENTS (59)

Runs (17)

42 yards*	Arian Foster	at Houston (10/2)
36 yards	Ray Rice	at Baltimore (9/11)
28 yards	Chris Ogbonnaya	vs. Cleveland (12/8)
27 yards	Seneca Wallace	at Cleveland (1/1)
26 yards	Ricky Williams	at Baltimore (9/11)
23 yards	Cadillac Williams	vs. St. Louis (12/24)
21 yards	Chris Johnson	vs. Tennessee (10/9)
20 yards	Seneca Wallace	at Cleveland (1/1)
20 yards	Ben Tate	at Houston (10/2)
19 yards	Bernard Scott	vs. Cincinnati (12/4)
19 yards	Maurice Jones-Drew	vs. Jacksonville (10/16)
18 yards	Arian Foster	at Houston (10/2)
16 yards	Cedric Benson	at Cincinnati (11/13)
15 yards	Steven Jackson	vs. St. Louis (12/24)
15 yards	Steven Jackson	vs. St. Louis (12/24)
15 yards	A.J. Green	vs. Cincinnati (12/4)
15 yards	Beanie Wells	at Arizona (10/23)

Passes (21)

73 yards*	Kevin Kolb to LaRod Stephens-Howling	at Arizona (10/23)
43 yards	Andy Dalton to A.J. Green	vs. Cincinnati (12/4)
36 yards*	Andy Dalton to A.J. Green	at Cincinnati (11/13)
33 yards	Colt McCoy to Evan Moore	vs. Cleveland (12/8)
31 yards	Alex Smith to Vernon Davis	at San Francisco (12/19)
31 yards	Kevin Kolb to Larry Fitzgerald	at Arizona (10/23)
30 yards	Matt Schaub to Owen Daniels	at Houston (10/2)
29 yards	Joe Flacco to Torrey Smith	vs. Baltimore (11/6)
29 yards	Kerry Collins to Pierre Garcon	at Indianapolis (9/25)
29 yards	Joe Flacco to Dennis Pitta	at Baltimore (9/11)
27 yards	Alex Smith to Kendall Hunter	at San Francisco (12/19)
27 yards	Curtis Painter to Pierre Garcon	at Indianapolis (9/25)
27 yards*	Joe Flacco to Anquan Boldin	at Baltimore (9/11)
26 yards*	Joe Flacco to Torrey Smith	vs. Baltimore (11/6)
25 yards	Colt McCoy to Josh Cribbs	vs. Cleveland (12/8)
25 yards	Colt McCoy to Mohamed Massaquoi	vs. Cleveland (12/8)
25 yards	Tyler Palko to Dwayne Bowe	at Kansas City (11/27)
25 yards	Andy Dalton to Andrew Hawkins	at Cincinnati (11/13)
25 yards	Andy Dalton to Colin Cochart	at Cincinnati (11/13)
25 yards	Matt Hasselbeck to Nate Washington	vs. Tennessee (10/9)
25 yards	Joe Flacco to Ray Rice	at Baltimore (9/11)

Punt Returns (5)

20 yards	Brandon Tate	at Cincinnati (11/13)
17 yards	Nick Miller	vs. St. Louis (12/24)
17 yards	Brandon Tate	vs. Cincinnati (12/4)
17 yards	Brandon Tate	vs. Cincinnati (12/4)
16 yards	Brandon Tate	at Cincinnati (11/13)

Kickoff Returns (16)

45 yards	David Reed	vs. Baltimore (11/6)
42 yards	Marc Mariani	vs. Tennessee (10/9)
37 yards	Lardarius Webb	at Baltimore (9/11)
33 yards	Deji Karim	vs. Jacksonville (10/16)
32 yards	Brandon Tate	at Cincinnati (11/13)
32 yards	David Reed	vs. Baltimore (11/6)
32 yards	LaRod Stephens-Howling	at Arizona (10/23)
31 yards	LaRod Stephens-Howling	at Arizona (10/23)
30 yards	Brandon Tate	vs. Cincinnati (12/4)
29 yards	Deji Karim	vs. Jacksonville (10/16)
28 yards	David Reed	vs. Baltimore (11/6)

28 yards
27 yards
27 yards
25 yards
25 yards

Joe Lefeged
Jerious Norwood
Brandon Tate
Deji Karim
Marc Mariani

at Indianapolis (9/25)
vs. St. Louis (12/24)
vs. Cincinnati (12/4)
vs. Jacksonville (10/16)
vs. Tennessee (10/9)

*Touchdown

2011 GAME-BY-GAME OFFENSE

Games	1	2	3	4	5	6	7	8	9	10	11	12	13	14	15	16
	Sept 11	Sept 18	Sept 25	Oct 2	Oct 9	Oct 16	Oct 23	Oct 30	Nov 6	Nov 13	Nov 27	Dec 4	Dec 8	Dec 19	Dec 24	Jan 1
	@ BAL	SEA	@ IND	@ HOU	TEN	JAX	@ ARZ	NE	BAL	@ CIN	@ KC	CIN	CLE	@ SF	STL	CLE
POINTS	7	24	23	10	38	17	32	25	20	24	13	35	14	3	27	13
1st Quarter	0	7	10	0	7	7	7	7	0	14	0	0	7	0	3	0
2nd Quarter	7	10	0	0	14	10	10	10	6	3	13	28	0	0	7	3
3rd Quarter	0	7	0	7	7	0	9	3	0	7	0	7	0	3	3	10
4th Quarter	0	0	13	3	10	0	6	5	14	0	0	0	7	0	14	0
Overtime	0	0	0	0	0	0	0	0	0	0	0	0	0	0	0	0
First Downs	20	23	19	20	26	15	26	29	20	24	18	22	20	20	17	22
Rushing	4	5	4	8	9	6	5	5	5	6	3	9	7	4	8	8
Passing	15	16	14	10	15	8	17	23	15	18	13	10	11	15	9	12
Penalty	1	2	1	2	2	1	4	1	0	0	2	3	2	1	0	2
3rd Down Eff.	3-9	8-15	8-15	5-12	7-12	7-15	6-12	10-16	7-12	5-12	3-11	2-10	2-8	8-14	1-7	8-16
Percentage	33%	53%	53%	42%	58%	47%	50%	63%	58%	42%	27%	20%	25%	57%	14%	50%
4th Down Eff.	0-1	0-1	0-0	0-1	1-1	0-0	0-0	0-0	0-0	0-0	1-1	0-0	0-1	0-0	0-0	1-2
Percentage	0%	0%	0%	0%	100%	0%	0%	0%	0%	0%	100%	0%	0%	0%	0%	50%
Total Net Yards	312	421	408	296	431	370	445	427	392	328	290	295	416	389	377	360
Plays	61	68	68	57	64	58	69	78	58	68	60	59	53	66	50	78
Avg./Play	5.1	6.2	6.0	5.2	6.7	6.4	6.4	5.5	6.8	4.8	4.8	5.0	7.8	5.9	7.5	4.6
Net Yards Rush	66	124	67	118	174	185	91	98	70	105	108	136	147	84	169	161
Plays	16	35	28	22	28	32	28	23	20	30	28	33	28	19	28	36
Avg./Play	4.1	3.5	2.4	5.4	6.2	5.8	3.3	4.3	3.5	3.5	3.9	4.1	5.3	4.4	6.0	4.5
Net Yards Pass.	246	297	341	178	257	185	354	329	322	223	182	159	269	305	208	199
Sack/loss	4/34	2/16	3/23	5/28	1/4	3/15	2/7	5/36	1/8	5/22	1/11	3/17	2/11	3/25	0/0	2/22
Gross Yards	280	313	364	206	261	200	361	365	330	245	193	176	280	330	208	221
Att./Comp.	41/22	31/23	37/25	30/16	35/25	23/12	39/26	50/36	37/20	33/21	31/21	23/15	23/16	44/25	22/15	40/23
Int.	3	0	1	1	1	0	0	1	1	1	1	0	1	3	1	0
Avg./Play	5.5	9.0	8.5	5.1	7.1	7.1	8.6	6.0	8.5	5.9	5.7	6.1	10.8	6.5	9.5	4.7
Punts/Avg.	5/52.8	3/58.3	3/37.3	4/50.5	2/24.0	6/42.7	3/39.3	1/31.0	3/33.3	5/50.4	5/42.2	5/54.2	4/41.3	4/38.5	4/47.8	4/45.3
Blocked	0	0	0	0	1	0	0	0	0	0	0	0	0	0	0	0
Punt Ret./Yds.	2/7	6/62	4/65	2/43	0/0	4/13	2/47	2/12	2/21	3/15	0/0	3/65	0/0	2/-10	1/5	0/0
Kickoff Ret./Yds.	3/103	1/23	0/0	3/62	2/83	1/34	3/66	3/81	1/25	3/69	4/77	1/16	2/31	3/85	1/30	4/92
Int. Ret./Yds.	3/29	0/0	1/25	1/0	1/8	0/0	0/0	1/17	1/9	1/0	1/25	0/0	1/29	3/52	1/7	0/0
Penalties/Yds.	6/53	4/48	4/38	5/45	5/51	8/65	9/69	8/50	6/69	4/31	6/50	4/29	12/97	9/72	7/50	4/37
Fumbles/Lost	4/4	0/0	2/2	0/0	0/0	1/0	0/0	1/0	1/1	0/0	1/1	0/0	2/2	1/1	0/0	2/2
Touchdowns	1	3	2	1	5	2	3	2	2	3	1	5	2	0	3	1
Rushing	0	2	0	1	0	1	0	0	1	2	0	2	0	0	3	1
Passing	1	1	1	0	5	1	3	2	1	1	1	2	2	0	0	0
Returns	0	0	0	0	0	0	0	0	0	0	0	1	0	0	0	0
Defense	0	0	1	0	0	0	0	0	0	0	0	0	0	0	0	0
Safeties Allowed	0	0	0	0	0	0	0	0	0	0	0	0	0	0	0	0
PAT/Att.	1/1	3/3	2/2	1/1	5/5	2/2	3/3	2/2	2/2	3/3	1/1	5/5	2/2	0/0	3/3	1/1
FG/Att.	0/0	1/2	3/4	1/1	1/1	1/2	3/3	3/4	2/2	1/1	2/2	0/1	0/0	1/2	2/2	2/3
2PT/Att.	0/0	0/0	0/0	0/0	0/0	0/0	0/0	0/0	0/0	0/0	0/0	0/0	0/0	0/0	0/0	0/0
Time of Poss.	27:29	38:44	33:58	28:17	32:22	31:13	35:47	39:22	26:01	33:53	33:30	32:44	27:42	31:26	29:15	39:11
Give/Take Rat.	7/0	0/0	3/1	1/0	1/1	0/0	0/1	1/0	2/1	1/2	2/4	0/2	3/2	4/0	1/0	2/1
Avg. Drive Start	PIT 25	PIT 26	PIT 26	PIT 21	PIT 33	PIT 26	PIT 27	PIT 34	PIT 29	PIT 23	PIT 37	PIT 25	PIT 26	PIT 15	PIT 28	PIT 30

2011 GAME-BY-GAME DEFENSE

Games	1	2	3	4	5	6	7	8	9	10	11	12	13	14	15	16
	Sept 11	Sept 18	Sept 25	Oct 2	Oct 9	Oct 16	Oct 23	Oct 30	Nov 6	Nov 13	Nov 27	Dec 4	Dec 8	Dec 19	Dec 24	Jan 1
	@ BAL		@ IND	@ HOU			@ ARZ				@ CIN	@ KC		@ SF		@ CLE
Points Allowed	35	0	20	17	17	13	20	17	23	17	9	7	3	20	0	9
1st Quarter	14	0	0	7	3	0	0	0	3	7	3	0	3	3	0	0
2nd Quarter	7	0	13	3	0	3	7	10	6	3	3	7	0	3	0	6
3rd Quarter	11	0	0	0	7	7	7	0	7	7	0	0	0	7	0	3
4th Quarter	3	0	7	7	7	3	6	7	7	0	3	0	0	7	0	0
Overtime	0	0	0	0	0	0	0	0	0	0	0	0	0	0	0	0
First Downs	17	8	14	17	20	16	23	19	23	14	15	13	19	17	15	14
Rushing	5	1	4	9	6	6	5	3	2	6	6	6	4	7	9	3
Passing	10	7	10	8	11	7	15	11	18	7	9	7	12	9	4	11
Penalty	2	0	0	0	3	3	3	5	3	1	0	0	3	1	2	0
3rd Down Eff.	7-16	2-12	7-16	6-12	7-15	4-15	3-8	3-10	14-21	4-11	6-15	2-11	7-16	4-13	6-16	4-14
Percentage	44%	17%	44%	50%	47%	27%	38%	30%	67%	36%	40%	18%	44%	41%	38%	29%
4th Down Eff.	0-1	1-2	0-0	0-0	1-2	1-1	1-1	0-0	1-1	0-0	2-2	1-1	0-1	0-0	0-1	0-0
Percentage	0%	50%	0%	0%	50%	100%	100%	0%	100%	0%	100%	100%	0%	0%	0%	0%
Total Net Yards	385	164	241	318	306	209	330	213	356	279	252	232	304	287	232	240
Plays	61	47	62	56	70	61	55	50	77	56	63	55	69	61	63	58
Avg./Play	6.3	3.5	3.9	5.7	4.4	3.4	6.0	4.3	4.6	5.0	4.0	4.2	4.4	4.7	3.7	4.1
Net Yards Rush	170	31	97	180	66	133	73	43	67	109	90	104	98	100	164	72
Plays	31	13	21	35	18	30	19	12	27	26	34	22	30	30	36	15
Avg./Play	5.5	2.4	4.6	5.1	3.7	4.4	3.8	3.6	2.5	4.2	2.6	4.7	3.3	3.3	4.6	4.8
Net Yards Pass.	215	133	144	138	240	76	257	170	289	170	162	128	206	187	68	168
Sack/loss	1/9	5/26	1/9	0/0	3/22	5/33	2/15	3/28	3/11	0/0	1/5	3/24	3/16	0/0	3/23	2/9
Gross Yards	224	159	153	138	262	109	272	198	300	170	167	152	222	187	91	177
Att./Comp.	29/17	29/20	40/18	21/14	49/29	26/12	34/18	35/24	47/28	30/15	28/18	30/14	36/19	31/18	24/9	41/16
Int.	0	0	0	0	1	0	1	0	0	2	3	1	2	0	0	1
Avg./Play	7.2	3.9	3.5	6.6	4.6	2.5	7.1	4.5	5.8	5.7	5.6	3.9	5.3	6.0	2.5	3.9
Punts/Avg.	5/47.2	8/48.1	7/44.4	5/47.0	4/42.3	7/42.3	4/47.8	4/42.0	2/45.0	6/46.0	3/37.3	7/45.3	6/34.2	6/47.5	7/40.1	6/38.3
Blocked	0	0	0	0	0	0	0	0	0	0	0	0	0	0	0	0
Punt Ret./Yds.	0/0	1/0	1/2	3/17	1/10	1/7	0/0	1/1	1/3	4/43	2/21	5/54	3/29	0/0	3/31	3/22
Kickoff Ret./Yds.	1/37	2/39	3/75	2/34	3/93	3/87	5/107	4/74	4/129	2/56	1/20	4/103	2/39	2/30	3/72	2/23
Int. Ret./Yds.	0/0	0/0	0/0	0/0	1/0	0/0	1/10	0/0	0/0	2/12	3/43	1/0	2/33	0/0	0/0	1/0
Penalties/Yds.	7/75	6/66	3/21	9/64	9/70	4/22	9/74	6/37	3/20	4/35	4/20	10/109	6/54	7/49	4/21	5/40
FF/FR	0/0	0/0	1/1	0/0	1/0	0/0	0/0	1/0	1/1	0/0	0/1	1/1	2/0	0/0	0/0	1/0
TD's Allowed	4	0	2	2	2	1	3	2	2	2	0	1	0	2	0	0
Rushing	1	0	1	1	1	0	1	0	1	0	0	0	0	1	0	0
Passing	3	0	0	1	1	1	2	2	1	2	0	1	0	1	0	0
Returns	0	0	0	0	0	0	0	0	0	0	0	0	0	0	0	0
Defense	0	0	1	0	0	0	0	0	0	0	0	0	0	0	0	0
Safeties	0	0	0	0	0	0	1	1	0	0	0	0	0	0	0	0
PAT/Att.	3/3	0/0	2/2	2/2	2/2	1/1	2/2	2/2	2/2	2/2	0/0	1/1	0/0	2/2	0/0	0/0
FG/Att.	2/2	0/0	2/2	1/1	1/1	2/2	0/0	1/2	3/4	1/1	3/3	0/1	1/1	2/2	0/2	3/3
2PT/Att.	1/1	0/0	0/0	0/0	0/0	0/0	0/1	0/0	0/0	0/0	0/0	0/0	0/0	0/0	0/0	0/0
Time of Poss.	32:31	21:16	26:02	31:43	27:38	28:47	24:13	20:38	33:59	26:07	26:30	27:16	32:18	28:34	30:45	20:49
Take/Give Rat.	0/7	0/0	1/3	0/1	1/1	0/0	1/0	0/1	1/2	2/1	4/2	2/0	2/3	0/4	0/1	1/2
Avg. Drive Start	BLT 38	SEA 20	IND 28	HOU 23	TEN 30	JAX 26	ARZ 17	NE 32	BAL 26	CIN 31	KC 21	CIN 26	CLE 26	SF 36	STL 25	CLE 29

2011 GAME-BY-GAME SPECIAL TEAMS

Games	1	2	3	4	5	6	7	8	9	10	11	12	13	14	15	16
	Sept 11	Sept 18	Sept 25	Oct 2	Oct 9	Oct 16	Oct 23	Oct 30	Nov 6	Nov 13	Nov 27	Dec 4	Dec 8	Dec 19	Dec 24	Jan 1
	@ BAL		@ IND	@ HOU			@ ARZ			@ CIN	@ KC			@ SF		@ CLE
		SEA		TEN		JAX		NE	BAL			CIN	CLE		STL	CLE
PUNTS	4	3	3	4	2	6	3	1	3	5	5	5	4	4	4	4
Punts/Avg.	4/52.8	3/58.3	3/37.3	4/50.5	2/24.0	6/42.7	3/39.3	1/31.0	3/33.3	5/50.4	5/42.2	5/54.2	4/41.3	4/38.5	4/47.8	4/45.3
Yards	211	175	112	202	48	256	118	31	100	252	211	271	165	154	191	181
Long	64	66	45	58	48	55	49	31	41	57	52	59	54	42	56	49
Blocked	0	0	0	0	1	0	0	0	0	0	0	0	0	0	0	0
Touchback	1	2	1	0	0	1	0	0	0	0	1	0	0	0	0	0
Fair Catch	1	0	1	0	0	1	2	0	2	0	1	0	1	3	1	0
50+	2	2	0	2	0	1	0	0	0	3	1	4	1	0	2	0
120	2	0	1	1	1	1	2	0	1	1	2	2	1	1	1	1
KICKS	1	3	2	1	5	2	3	2	2	3	1	5	2	0	3	1
PAT/Att.	1/1	3/3	2/2	1/1	5/5	2/2	3/3	2/2	2/2	3/3	1/1	5/5	2/2	0/0	3/3	1/1
2-PT/Att.	0/0	0/0	0/0	0/0	0/0	0/0	0/0	0/0	0/0	0/0	0/0	0/0	0/0	0/0	0/0	0/0
Safeties	0	0	0	0	0	0	0	0	0	0	0	0	0	0	0	0
Points	1	3	2	1	5	2	3	2	2	3	1	5	2	0	3	1
FIELD GOALS	0	1	3	1	1	1	3	3	2	1	2	0	0	1	2	2
Made/Att.	0/0	1/2	3/4	1/2	1/1	1/2	3/3	3/4	2/2	1/1	2/2	0/1	0/0	1/2	2/2	2/3
Long	0	20	48	26	19	21	42	33	36	39	49	0	0	51	49	29
Blocked	0	0	0	1	0	0	0	0	0	0	0	0	0	0	0	0
Points	0	3	9	3	3	3	9	6	6	3	6	0	0	3	6	6
RETURNS	5	7	4	5	2	5	5	5	3	6	4	4	2	5	2	4
Punt Ret./Yds.	2/7	6/62	4/65	2/43	0/0	4/13	2/47	2/12	2/21	3/15	0/0	3/65	0/0	2/-10	1/5	0/0
Long	6	41	37	33	0	14	31	10	13	7	0	60t	0	0	5	0
Kickoff Ret./Yds.	3/103	1/23	0/0	3/62	2/83	1/34	3/66	3/81	1/25	3/69	4/77	1/16	2/31	3/85	1/30	4/92
Long	41	23	0	25	52	34	30	34	25	26	25	16	22	36	30	28



TOP INDIVIDUAL PERFORMANCES

TOP STEELERS PERFORMANCES IN 2011

Rushing Yards (100 or More)

Player	Opponent	Date	No.	Yds.	Avg.	LG	TD
Rashard Mendenhall	Jacksonville	10/16	23	146	6.3	68	1
Rashard Mendenhall	St. Louis	12/24	18	116	6.4	52	1
Jonathan Dwyer	Tennessee	10/9	11	107	9.7	76	0

Receiving Yards (100 or More)

Player	Opponent	Date	No.	Yds.	Avg.	LG	TD
Antonio Brown	Cleveland	12/8	5	151	30.2	79	1
Mike Wallace	at Indianapolis	9/25	5	144	28.8	81	1
Mike Wallace	Seattle	9/18	8	126	15.8	53	1
Mike Wallace	at Arizona	10/23	3	118	39.3	95	1
Antonio Brown	Baltimore	11/6	5	109	21.8	32	0
Mike Wallace	at Baltimore	9/11	8	107	13.4	26	0
Antonio Brown	at Arizona	10/23	7	102	14.8	20	0

Passing Yards (300 or More)

Player	Opponent	Date	Att.	Comp.	Yds.	TD	Int.
Ben Roethlisberger	New England	10/30	50	36	365	2	1
Ben Roethlisberger	at Indianapolis	9/25	37	25	364	1	1
Ben Roethlisberger	at Arizona	10/23	39	26	361	3	0
Ben Roethlisberger	at San Francisco	12/19	44	25	330	0	3
Ben Roethlisberger	Baltimore	11/6	37	20	330	1	1

TOP OPPONENT INDIVIDUAL PERFORMANCES IN 2011

Rushing Yards (100 or More)

Player	Opponent	Date	No.	Yds.	Avg.	LG	TD
Arian Foster	at Houston	10/2	30	155	5.2	42	1
Ray Rice	at Baltimore	9/11	19	107	5.6	36	1
Steven Jackson	St. Louis	12/24	24	103	4.3	15	0

Receiving Yards (100 or More)

Player	Opponent	Date	No.	Yds.	Avg.	LG	TD
--------	----------	------	-----	------	------	----	----

Passing Yards (300 or More)

Player	Opponent	Date	Att.	Comp.	Yds.	TD	Int.
Joe Flacco	Baltimore	11/6	47	28	300	1	0

MISCELLANEOUS DEFENSE

QUARTERBACK SACKS (35-230)

9/11	at Baltimore	(1) Woodley (1-9)
9/18	SEATTLE	(5) Foote (1-9), Farrior (1-7), Harrison (1-4), Polamalu (1-0), McLendon (0.5-3), Woodley (0.5-3)
9/25	at Indianapolis	(1) Harrison (1-9)
10/2	at Houston	(0)
10/9	TENNESSEE	(3) Woodley (1.5-9.5), Heyward (1-8), Hood (0.5-4.5)
10/16	JACKSONVILLE	(5) Keisel (2-16), Woodley (2-11), Farrior (1-6)
10/23	at Arizona	(2) Woodley (2-15)
10/30	NEW ENGLAND	(3) Woodley (2-21), Keisel (1-7)
11/6	BALTIMORE	(3) Harrison (3-11)
11/13	at Cincinnati	(0)
11/27	at Kansas City	(1) Worilds (1-5)
12/4	CINCINNATI	(3) Harrison (3-24)
12/8	CLEVELAND	(3) Worilds (2-11), Foote (0.5-2.5), McLendon (0.5-2.5)
12/19	at San Francisco	(0)
12/24	ST. LOUIS	(3) Timmons (1-11), Harrison (1-6), Hood (1-6)
1/1	at Cleveland	(2) Clark (1-7), Timmons (1-2)

Individual Totals

<u>Player</u>	<u>Total</u>
Harrison	9.0
Woodley	9.0
Keisel	3.0
Worilds	3.0
Farrior	2.0
Timmons	2.0
Foote	1.5
Hood	1.5
Clark	1.0
Heyward	1.0
McLendon	1.0
Polamalu	1.0
Team Totals	35.0

QUARTERBACK HURRIES/PRESSURES (153)

9/11	at Baltimore	(5) Keisel (3), Foote (1), Harrison (1)
9/18	SEATTLE	(11) Hood (3), Smith (3), Keisel (2), Hampton (1), Harrison (1), McLendon (1)
9/25	at Indianapolis	(12) Harrison (4), Hood (3), Woodley (2), Heyward (1), Smith (1), Timmons (1)
10/2	at Houston	(2) Hampton (1), Harrison (1)
10/9	TENNESSEE	(14) Hood (4), Woodley (4), Heyward (2), Keisel (2), Foote (1), Hoke (1)
10/16	JACKSONVILLE	(12) Keisel (4), Woodley (3), Hood (2), Fariior (1), Foote (1), Polamalu (1)
10/23	at Arizona	(11) Keisel (5), Hood (2), Timmons (2), Heyward (1), McLendon (1)
10/30	NEW ENGLAND	(7) Keisel (4), Hood (2), Carter (1)
11/6	BALTIMORE	(9) Harrison (6), Hood (1), Keisel (1), Timmons (1)
11/13	at Cincinnati	(9) Keisel (4), Worilids (2), Fariior (1), Harrison (1), Hood (1)
11/27	at Kansas City	(7) Keisel (2), Worilids (2), Fariior (1), Harrison (1), Hood (1)
12/4	CINCINNATI	(11) Keisel (4), Fariior (3), Hampton (2), Timmons (2)
12/8	CLEVELAND	(8) Fariior (1), Hampton (1), Harrison (1), Heyward (1), Keisel (1), McLendon (1), Timmons (1), Worilids (1)
12/19	at San Francisco	(11) Timmons (3), Woodley (2), Worilids (2), Hampton (1), Heyward (1), Hood (1), Keisel (1)
12/24	ST. LOUIS	(10) Harrison (3), Keisel (3), Foote (1), Hood (1), Timmons (1), Worilids (1)
1/1	at Cleveland	(14) Worilids (6), Harrison (3), Fariior (2), Hampton (1), Keisel (1), Timmons (1)

Individual Totals

<u>Player</u>	<u>Total</u>
Keisel	37
Harrison	22
Hood	21
Worilids	14
Timmons	12
Woodley	11
Fariior	9
Hampton	7
Heyward	6
Foote	4
Smith	4
McLendon	3
Carter	1
Hoke	1
Polamalu	1
Team Totals	153

PASSES DEFENSED (83)

9/11	at Baltimore	(2) McFadden (1), Taylor (1)
9/18	SEATTLE	(6) Gay (2), Harrison (1), Keisel (1), Polamalu (1), Taylor (1)
9/25	at Indianapolis	(7) Polamalu (2), Timmons (2), Clark (1), Heyward (1), Taylor (1)
10/2	at Houston	(2) Lewis (1), Timmons (1)
10/9	TENNESSEE	(7) Polamalu (3), Keisel (1), Lewis (1), Taylor (1), Timmons (1)
10/16	JACKSONVILLE	(5) Taylor (2), Clark (1), Hood (1), Keisel (1)
10/23	at Arizona	(2) Farrior (1), Gay (1)
10/30	NEW ENGLAND	(4) Taylor (2), Gay (1), Keisel (1)
11/6	BALTIMORE	(4) Foote (1), Gay (1), Keisel (1), Mundy (1)
11/13	at Cincinnati	(8) Gay (3), Keisel (2), Taylor (2), Polamalu (1)
11/27	at Kansas City	(3) Lewis (1), Mundy (1), Taylor (1)
12/4	CINCINNATI	(5) Taylor (3), Farrior (1), Polamalu (1)
12/8	CLEVELAND	(3) Farrior (1), Keisel (1), Taylor (1)
12/19	at San Francisco	(8) Gay (2), Clark (2), Heyward (1), Lewis (1), Mundy (1), Taylor (1)
12/24	ST. LOUIS	(8) Taylor (3), Polamalu (2), Gay (1), Lewis (1), Timmons (1)
1/1	at Cleveland	(9) Polamalu (3), Gay (2), Hood (1), Keisel (1), Taylor (1), Timmons (1)

Individual Totals

<u>Player</u>	<u>Total</u>
Taylor	20
Gay	13
Polamalu	13
Keisel	9
Timmons	6
Lewis	5
Clark	4
Farrior	3
Mundy	3
Heyward	2
Hood	2
Foote	1
Harrison	1
McFadden	1
Team Totals	83

BLOCKED KICKS by Pittsburgh (1)

9/11	at Baltimore	(0)	
9/18	SEATTLE	(0)	
9/25	at Indianapolis	(0)	
10/2	at Houston	(0)	
10/9	TENNESSEE	(0)	
10/16	JACKSONVILLE	(0)	
10/23	at Arizona	(0)	
10/30	NEW ENGLAND	(0)	
11/6	BALTIMORE	(0)	
11/13	at Cincinnati	(0)	
11/27	at Kansas City	(0)	
12/4	CINCINNATI	(1)	Blocked FG (Heyward) – Punt
12/8	CLEVELAND	(0)	
12/19	at San Francisco	(0)	
12/24	ST. LOUIS	(0)	
1/1	at Cleveland	(0)	

BLOCKED KICKS by Opponent (2)

9/11	at Baltimore	(0)	
9/18	SEATTLE	(0)	
9/25	at Indianapolis	(0)	
10/2	at Houston	(1)	Blocked FG (Manning) – End of Half
10/9	TENNESSEE	(1)	Blocked Punt (Shaw) – Pass TD (Hasselbeck to Williams)
10/16	JACKSONVILLE	(0)	
10/23	at Arizona	(0)	
10/30	NEW ENGLAND	(0)	
11/6	BALTIMORE	(0)	
11/13	at Cincinnati	(0)	
11/27	at Kansas City	(0)	
12/4	CINCINNATI	(0)	
12/8	CLEVELAND	(0)	
12/19	at San Francisco	(0)	
12/24	ST. LOUIS	(0)	
1/1	at Cleveland	(0)	

FORCED TURNOVERS & RESULTS

STEELERS GIVEAWAYS (28)

9/11	at Baltimore	(7) FUM (Roethlisberger) – RUSH TD (Rice), FUM (Mendenhall) – PASS TD (Flacco to Dickson), INT (Roethlisberger) – Turnover on Downs, INT (Roethlisberger) – FG (Cundiff), INT (Roethlisberger) – Punt, FUM (Moore) – Punt, FUM (Roethlisberger) – FG (Cundiff)
9/18	SEATTLE	(0)
9/25	at Indianapolis	(3) FUM (Roethlisberger) – FG (Vinatieri), FUM (Roethlisberger) – RETURN TD (Anderson), INT (Roethlisberger) – FG (Vinatieri)
10/2	at Houston	(1) INT (Roethlisberger) – End of Game
10/9	TENNESSEE	(1) INT (Roethlisberger) – End of Half
10/16	JACKSONVILLE	(0)
10/23	at Arizona	(0)
10/30	NEW ENGLAND	(1) INT (Roethlisberger) – PASS TD (Brady to Branch)
11/6	BALTIMORE	(2) INT (Roethlisberger) – RUSH TD (Rice), FUM (Wallace) – End of Game
11/13	at Cincinnati	(1) INT (Roethlisberger) – FG (Nugent)
11/27	at Kansas City	(2) FUM (Moore) – FUM (Palko), INT (Roethlisberger) – Punt
12/4	CINCINNATI	(0)
12/8	CLEVELAND	(3) FUM (Ward) – INT (McCoy), FUM (Miller) – Punt, INT (Roethlisberger) – INT (McCoy)
12/19	at San Francisco	(4) INT (Roethlisberger) – FG (Akers), INT (Roethlisberger) – FG (Akers), FUM (Roethlisberger) – RUSH TD (Gore), INT (Roethlisberger) – Punt
12/24	ST. LOUIS	(1) INT (Batch) – Punt
1/1	at Cleveland	(2) FUM (Redman) – Punt, FUM (Redman) – Punt

FORCED TURNOVERS & RESULTS

STEELERS TAKEAWAYS (15)

9/11	at Baltimore	(0)
9/18	SEATTLE	(0)
9/25	at Indianapolis	(1) FUM (Painter) – RETURN TD (Polamalu)
10/2	at Houston	(0)
10/9	TENNESSEE	(1) INT (Hasselbeck) – Made FG (Suisham)
10/16	JACKSONVILLE	(0)
10/23	at Arizona	(1) INT (Kolb) – TD Pass (Roethlisberger to Miller)
10/30	NEW ENGLAND	(0)
11/6	BALTIMORE	(1) FUM (Flacco) – TD Pass (Roethlisberger to Wallace)
11/13	at Cincinnati	(2) INT (Dalton) – Punt, INT (Dalton) – End of Game
11/27	at Kansas City	(4) FUM (Palko) – Punt, INT (Palko) – Made FG (Suisham), INT (Palko) – TD Pass (Roethlisberger to Saunders), INT (Palko) – End of Game
12/4	CINCINNATI	(2) FUM (Tate) – TD Pass (Roethlisberger to Wallace), INT (Gradkowski) – Punt
12/8	CLEVELAND	(2) INT (McCoy) – FUM (Miller), INT (McCoy) – TD Pass (Roethlisberger to Brown)
12/19	at San Francisco	(0)
12/24	ST. LOUIS	(0)
1/1	at Cleveland	(1) INT (Wallace) – Rush TD (Redman)

TURNOVERS

		OFFENSE Giveaways			DEFENSE Takeaways			MISC.		Season	AFC	NFL
		Fum	Int	Tot	Fum	Int	Tot	Fum/ Rec	Game Net	Cumulative	Rank	Rank
9/11	at Baltimore	4	3	7	0	0	0	0/0	-7	-7	16	32
9/18	SEATTLE	0	0	0	0	0	0	0/0	0	-7	15t	31t
9/25	at Indianapolis	2	1	3	1	0	1	0/0	-2	-9	16	32
10/2	at Houston	0	1	1	0	0	0	0/0	-1	-10	16	32
10/9	TENNESSEE	0	1	1	0	1	1	0/0	0	-10	16	31t
10/16	JACKSONVILLE	0	0	0	0	0	0	1/0	0	-10	16	32
10/23	at Arizona	0	0	0	0	1	1	0/0	+1	-9	16	32
10/30	NEW ENGLAND	0	1	1	0	0	0	0/0	-1	-10	16	32
11/6	BALTIMORE	1	1	2	1	0	1	1/0	-1	-11	16	32
11/13	at Cincinnati	0	1	1	0	2	2	0/0	+1	-10	15t	31t
11/27	at Kansas City	1	1	2	1	3	4	0/0	+2	-8	14	27t
12/4	CINCINNATI	0	0	0	1	1	2	0/0	+2	-6	14	27
12/8	CLEVELAND	2	1	3	0	2	2	0/0	-1	-7	14t	26t
12/19	at San Francisco	1	3	4	0	0	0	0/0	-4	-11	16	29t
12/24	ST. LOUIS	0	1	1	0	0	0	0/0	-1	-12	16	28t
1/1	at Cleveland	2	0	2	0	1	1	0/0	-1	-13	16	28t

t = Tied for Position

Week-By-Week Rankings

		OFFENSE						DEFENSE					
		AFC Rankings			NFL Rankings			AFC Rankings			NFL Rankings		
		Rush	Pass	Tot.	Rush	Pass	Tot.	Rush	Pass	Tot.	Rush	Pass	Tot.
Week	1	9	12	7	22	25	17	13	15	9	21	30	13
Week	2	6	10	4t	13	20	9t	2	5	4	2	12	4t
Week	3	7	13	4	13	23	8	2	6	*1	2	12	*1
Week	4	6	11	4	13	21	10	2	10	*1	2	22	*1
Week	5	6	10	5	12	17	12	2	8	*1	2	16	*1
Week	6	5	8	5	10	11	12	*1	7	*1	*1	15	*1
Week	7	4	8	3	9	14	9	3	6	*1	3	12	*1
Week	8	4	9	3	9	14	8	2	4	*1	2	8	*1
Week	9	4	10	3	9	19	8	3	4	3	3	6	3
Week	10	5	8	3	10	17	7	2	4	3	2	7	3
Week	11	4	9	3	9	17	7	2	4	3	2	6	3
Week	12	4	10	3	10	18	8	2	4	3	2	6	3
Week	13	4	9	3	11	17	9	*1	5	2	*1	7	2
Week	14	4	10	3	11	17	9	2	4	*1	2	6	*1
Week	15	5	10	3	12	17	8	*1	4	*1	*1	6	*1
Week	16	3	9	3	11	16	9	*1	5	*1	*1	9	*1
Week	17	4	8	3	12	14	10	*1	4	*1	*1	8	*1

t = Tied for Position

* = League Leader

OPPOSING QUARTERBACKS vs. STEELERS

Date	Opponent	Quarterback	Att.	Comp.	Pct.	Yds.	Yds./Att	TD	Int	Sk	Yds.	
											Lst	Rtg.
9/11	at Baltimore	Joe Flacco	29	17	58.6	224	7.7	3	0	1	9	117.6
9/18	SEATTLE	Tarvaris Jackson	29	20	69.0	159	5.5	0	0	5	26	82.4
9/25	at Indianapolis	Kerry Collins	29	13	44.8	93	3.2	0	0	0	0	52.8
		Curtis Painter	11	5	45.4	60	5.5	0	0	1	9	62.7
10/2	at Houston	Matt Schaub	21	14	66.7	138	6.6	1	0	0	0	100.9
10/9	TENNESSEE	Matt Hasselbeck	49	29	59.2	262	5.3	1	1	3	22	72.0
10/16	JACKSONVILLE	Blaine Gabbert	26	12	46.2	109	4.2	1	0	5	33	70.8
10/23	at Arizona	Kevin Kolb	34	18	52.9	272	8.0	2	1	2	15	86.9
10/30	NEW ENGLAND	Tom Brady	35	24	68.6	198	5.7	2	1	3	28	101.8
11/6	BALTIMORE	Joe Flacco	47	28	59.6	300	6.4	1	0	3	11	85.4
11/13	at Cincinnati	Andy Dalton	30	15	50.0	170	5.7	2	2	0	0	61.8
11/27	at Kansas City	Tyler Palko	28	18	64.3	167	6.0	0	3	1	5	40.9
12/4	CINCINNATI	Andy Dalton	24	11	45.8	135	5.6	1	0	3	24	77.6
		Bruce Gradkowski	6	3	50.0	17	2.8	0	1	0	0	16.7
12/8	CLEVELAND	Colt McCoy	35	18	51.4	209	6.0	0	2	3	16	46.0
		Seneca Wallace	1	1	100.0	13	13.0	0	0	0	0	118.8
12/19	at San Francisco	Alex Smith	31	18	58.1	187	6.0	1	0	0	0	86.4
12/24	ST. LOUIS	Kellen Clemens	24	9	37.5	91	3.8	0	0	3	23	49.1
1/1	at Cleveland	Seneca Wallace	41	16	39.0	177	4.3	0	1	2	9	42.4

BY THE HALF...RUNNING BACKS

RASHARD MENDENHALL

RUSHING

Date	Opponent	FIRST HALF					SECOND HALF				
		Att	Yds	Avg	Lg	TD	Att	Yds	Avg	Lg	TD
9/11	at Baltimore	8	44	5.5	23	0	4	1	0.3	4	0
9/18	SEATTLE	12	51	4.3	11	1	7	15	2.1	8	0
9/25	at Indianapolis	9	11	1.2	5	0	9	26	2.9	15	0
10/2	at Houston	4	14	3.5	9	0	5	11	2.2	4	1
10/9	TENNESSEE	DID NOT PLAY									
10/16	JACKSONVILLE	12	113	9.4	68	1	11	33	3.0	11	0
10/23	at Arizona	5	3	0.6	6	0	8	29	3.6	10	0
10/30	NEW ENGLAND	5	21	4.2	12	0	8	49	6.1	18	0
11/6	BALTIMORE	5	18	3.6	9	0	8	34	4.3	10	1
11/13	at Cincinnati	7	19	2.7	4	1	9	25	2.8	9t	1
11/27	at Kansas City	6	21	3.5	6	0	11	36	3.3	16	0
12/4	CINCINNATI	8	34	4.3	15	2	8	26	3.2	13	0
12/8	CLEVELAND	4	18	4.5	11	0	14	58	4.1	15	0
12/19	at San Francisco	9	30	3.3	8	0	6	34	5.7	11	0
12/24	ST. LOUIS	10	97	9.7	52	0	8	19	2.4	4	1
1/1	at Cleveland	8	38	4.8	8	0	0	0	0.0	0	0
SEASON TOTALS		112	532	4.8	68	5	116	396	3.4	18	4

RECEIVING

Date	Opponent	FIRST HALF					SECOND HALF				
		Rec	Yds	Avg	Lg	TD	Rec	Yds	Avg	Lg	TD
9/11	at Baltimore	0	0	0.0	0	0	0	0	0.0	0	0
9/18	SEATTLE	2	12	6.0	8	0	0	0	0.0	0	0
9/25	at Indianapolis	2	4	2.0	5	0	1	5	5.0	5	0
10/2	at Houston	0	0	0.0	0	0	0	0	0.0	0	0
10/9	TENNESSEE	DID NOT PLAY									
10/16	JACKSONVILLE	0	0	0.0	0	0	0	0	0.0	0	0
10/23	at Arizona	0	0	0.0	0	0	1	5	5.0	5	0
10/30	NEW ENGLAND	2	10	5.0	8	0	1	12	12.0	12	0
11/6	BALTIMORE	1	3	3.0	3	0	0	0	0.0	0	0
11/13	at Cincinnati	1	26	26.0	26	0	0	0	0.0	0	0
11/27	at Kansas City	1	7	7.0	7	0	1	3	3.0	3	0
12/4	CINCINNATI	0	0	0.0	0	0	0	0	0.0	0	0
12/8	CLEVELAND	0	0	0.0	0	0	0	0	0.0	0	0
12/19	at San Francisco	2	20	10.0	13	0	1	5	5.0	5	0
12/24	ST. LOUIS	1	35	35.0	35	0	0	0	0.0	0	0
1/1	at Cleveland	1	7	7.0	7	0	0	0	0.0	0	0
SEASON TOTALS		13	124	9.5	35	0	5	30	6.0	12	0

ISAAC REDMAN

RUSHING

Date	Opponent	FIRST HALF					SECOND HALF				
		Att	Yds	Avg	Lg	TD	Att	Yds	Avg	Lg	TD
9/11	at Baltimore	1	7	7.0	7	0	2	5	2.5	3	0
9/18	SEATTLE	5	33	6.6	20t	1	5	16	3.2	6	0
9/25	at Indianapolis	0	0	0.0	0	0	3	6	2.0	3	0
10/2	at Houston	0	0	0.0	0	0	6	40	6.7	18	0
10/9	TENNESSEE	10	28	2.8	10	0	5	21	4.2	12	0
10/16	JACKSONVILLE	4	22	5.5	11	0	0	0	0.0	0	0
10/23	at Arizona	3	9	3.0	5	0	3	20	6.7	14	0
10/30	NEW ENGLAND	2	6	3.0	5	0	5	5	1.0	5	0
11/6	BALTIMORE	0	0	0.0	0	0	3	2	0.7	4	0
11/13	at Cincinnati	4	16	4.0	6	0	3	9	3.0	11	0
11/27	at Kansas City	2	8	4.0	7	0	1	14	14.0	14	0
12/4	CINCINNATI	5	21	4.2	9	0	3	30	10.0	27	0
12/8	CLEVELAND	3	16	5.3	9	0	3	19	6.3	11	0
12/19	at San Francisco	0	0	0.0	0	0	2	-1	-0.5	0	0
12/24	ST. LOUIS	2	11	5.5	9	0	6	24	4.0	10	1
1/1	at Cleveland	8	22	2.8	13	0	11	70	6.4	22	1
SEASON TOTALS		49	199	4.1	20t	1	61	280	4.6	27	2

RECEIVING

Date	Opponent	FIRST HALF					SECOND HALF				
		Rec	Yds	Avg	Lg	TD	Rec	Yds	Avg	Lg	TD
9/11	at Baltimore	0	0	0.0	0	0	0	0	0.0	0	0
9/18	SEATTLE	1	6	6.0	6	0	0	0	0.0	0	0
9/25	at Indianapolis	0	0	0.0	0	0	0	0	0.0	0	0
10/2	at Houston	0	0	0.0	0	0	1	12	12.0	12	0
10/9	TENNESSEE	2	4	2.0	5	0	1	8	8.0	8	0
10/16	JACKSONVILLE	1	2	2.0	2	0	0	0	0.0	0	0
10/23	at Arizona	1	10	10.0	10	0	2	0	0.0	9	0
10/30	NEW ENGLAND	1	5	5.0	5	0	0	0	0.0	0	0
11/6	BALTIMORE	0	0	0.0	0	0	1	8	8.0	8	0
11/13	at Cincinnati	1	-8	-8.0	-8	0	0	0	0.0	0	0
11/27	at Kansas City	2	8	4.0	6	0	0	0	0.0	0	0
12/4	CINCINNATI	0	0	0.0	0	0	0	0	0.0	0	0
12/8	CLEVELAND	0	0	0.0	0	0	0	0	0.0	0	0
12/19	at San Francisco	0	0	0.0	0	0	0	0	0.0	0	0
12/24	ST. LOUIS	1	5	5.0	5	0	0	0	0.0	0	0
1/1	at Cleveland	3	18	6.0	9	0	0	0	0.0	0	0
SEASON TOTALS		13	50	3.8	10	0	5	28	5.6	12	0

MEWELDE MOORE

RUSHING

Date	Opponent	FIRST HALF					SECOND HALF				
		Att	Yds	Avg	Lg	TD	Att	Yds	Avg	Lg	TD
9/11	at Baltimore	0	0	0.0	0	0	0	0	0.0	0	0
9/18	SEATTLE	0	0	0.0	0	0	0	0	0.0	0	0
9/25	at Indianapolis	0	0	0.0	0	0	2	9	4.5	5	0
10/2	at Houston	1	14	14.0	14	0	3	20	6.7	15	0
10/9	TENNESSEE										
10/16	JACKSONVILLE										
10/23	at Arizona	1	-1	-1.0	-1	0	5	27	5.4	9	0
10/30	NEW ENGLAND	1	16	16.0	16	0	0	0	0.0	0	0
11/6	BALTIMORE	0	0	0.0	0	0	0	0	0.0	0	0
11/13	at Cincinnati	0	0	0.0	0	0	2	7	3.5	5	0
11/27	at Kansas City	2	16	8.0	10	0	0	0	0.0	0	0
12/4	CINCINNATI	1	13	13.0	13	0	0	0	0.0	0	0
12/8	CLEVELAND	3	15	5.0	8	0	0	0	0.0	0	0
12/19	at San Francisco	1	21	21.0	21	0	0	0	0.0	0	0
12/24	ST. LOUIS										
1/1	at Cleveland										
SEASON TOTALS		10	94	9.4	21	0	12	63	5.3	15	0

RECEIVING

Date	Opponent	FIRST HALF					SECOND HALF				
		Rec	Yds	Avg	Lg	TD	Rec	Yds	Avg	Lg	TD
9/11	at Baltimore	0	0	0.0	0	0	2	30	15.0	22	0
9/18	SEATTLE	1	9	9.0	9	0	0	0	0.0	0	0
9/25	at Indianapolis	0	0	0.0	0	0	1	22	22.0	22	0
10/2	at Houston	0	0	0.0	0	0	0	0	0.0	0	0
10/9	TENNESSEE										
10/16	JACKSONVILLE										
10/23	at Arizona	0	0	0.0	0	0	0	0	0.0	0	0
10/30	NEW ENGLAND	2	29	14.5	24	1	0	0	0.0	0	0
11/6	BALTIMORE	0	0	0.0	0	0	0	0	0.0	0	0
11/13	at Cincinnati	0	0	0.0	0	0	0	0	0.0	0	0
11/27	at Kansas City	3	9	3.0	7	0	0	0	0.0	0	0
12/4	CINCINNATI	0	0	0.0	0	0	0	0	0.0	0	0
12/8	CLEVELAND	0	0	0.0	0	0	0	0	0.0	0	0
12/19	at San Francisco	2	5	2.5	7	0	0	0	0.0	0	0
12/24	ST. LOUIS										
1/1	at Cleveland										
SEASON TOTALS		8	52	6.5	24	1	3	52	17.3	22	0

JONATHAN DWYER

RUSHING

Date	Opponent	FIRST HALF					SECOND HALF				
		Att	Yds	Avg	Lg	TD	Att	Yds	Avg	Lg	TD
9/11	at Baltimore										
9/18	SEATTLE					INACTIVE					
9/25	at Indianapolis					INACTIVE					
10/2	at Houston					INACTIVE					
10/9	TENNESSEE	1	76	76.0	76	0	10	31	3.1	9	0
10/16	JACKSONVILLE	0	0	0.0	0	0	2	8	4.0	7	0
10/23	at Arizona					INACTIVE					
10/30	NEW ENGLAND	0	0	0.0	0	0	0	0	0.0	0	0
11/6	BALTIMORE	0	0	0.0	0	0	0	0	0.0	0	0
11/13	at Cincinnati	0	0	0.0	0	0	0	0	0.0	0	0
11/27	at Kansas City	0	0	0.0	0	0	0	0	0.0	0	0
12/4	CINCINNATI	0	0	0.0	0	0	3	8	2.7	8	0
12/8	CLEVELAND					RESERVE/INJURED LIST					
12/19	at San Francisco					RESERVE/INJURED LIST					
12/24	ST. LOUIS					RESERVE/INJURED LIST					
1/1	at Cleveland					RESERVE/INJURED LIST					
SEASON TOTALS		1	76	76.0	76	0	15	47	3.1	9	0

RECEIVING

Date	Opponent	FIRST HALF					SECOND HALF				
		Rec	Yds	Avg	Lg	TD	Rec	Yds	Avg	Lg	TD
9/11	at Baltimore										
9/18	SEATTLE					INACTIVE					
9/25	at Indianapolis					INACTIVE					
10/2	at Houston					INACTIVE					
10/9	TENNESSEE	0	0	0.0	0	0	1	6	6.0	6	0
10/16	JACKSONVILLE	0	0	0.0	0	0	0	0	0.0	0	0
10/23	at Arizona					INACTIVE					
10/30	NEW ENGLAND	0	0	0.0	0	0	0	0	0.0	0	0
11/6	BALTIMORE	0	0	0.0	0	0	0	0	0.0	0	0
11/13	at Cincinnati	0	0	0.0	0	0	0	0	0.0	0	0
11/27	at Kansas City	0	0	0.0	0	0	0	0	0.0	0	0
12/4	CINCINNATI	0	0	0.0	0	0	0	0	0.0	0	0
12/8	CLEVELAND					RESERVE/INJURED LIST					
12/19	at San Francisco					RESERVE/INJURED LIST					
12/24	ST. LOUIS					RESERVE/INJURED LIST					
1/1	at Cleveland					RESERVE/INJURED LIST					
SEASON TOTALS		0	0	0.0	0	0	1	6	6.0	6	0

JOHN CLAY

RUSHING

Date	Opponent	FIRST HALF					SECOND HALF				
		Att	Yds	Avg	Lg	TD	Att	Yds	Avg	Lg	TD
9/11	at Baltimore					PRACTICE SQUAD					
9/18	SEATTLE					PRACTICE SQUAD					
9/25	at Indianapolis					PRACTICE SQUAD					
10/2	at Houston					PRACTICE SQUAD					
10/9	TENNESSEE					PRACTICE SQUAD					
10/16	JACKSONVILLE					PRACTICE SQUAD					
10/23	at Arizona					PRACTICE SQUAD					
10/30	NEW ENGLAND					PRACTICE SQUAD					
11/6	BALTIMORE					PRACTICE SQUAD					
11/13	at Cincinnati					PRACTICE SQUAD					
11/27	at Kansas City					PRACTICE SQUAD					
12/4	CINCINNATI					PRACTICE SQUAD					
12/8	CLEVELAND					PRACTICE SQUAD					
12/19	at San Francisco					PRACTICE SQUAD					
12/24	ST. LOUIS	1	10	10.0	10t	1	0	0	0.0	0	0
1/1	at Cleveland	0	0	0.0	0	0	9	31	3.4	6	0
SEASON TOTALS		1	10	10.0	10t	1	9	31	3.4	6	0

		RECEIVING					RECEIVING				
		FIRST HALF				TD	SECOND HALF				TD
Date	Opponent	Rec	Yds	Avg	Lg		Rec	Yds	Avg	Lg	
9/11	at Baltimore										
9/18	SEATTLE										
9/25	at Indianapolis										
10/2	at Houston										
10/9	TENNESSEE										
10/16	JACKSONVILLE										
10/23	at Arizona										
10/30	NEW ENGLAND										
11/6	BALTIMORE										
11/13	at Cincinnati										
11/27	at Kansas City										
12/4	CINCINNATI										
12/8	CLEVELAND										
12/19	at San Francisco										
12/24	ST. LOUIS	0	0	0.0	0	0	0	0	0.0	0	0
1/1	at Cleveland	0	0	0.0	0	0	0	0	0.0	0	0
SEASON TOTALS		0	0	0.0	0	0	0	0	0.0	0	0

BY THE HALF...WIDE RECEIVERS

		RECEIVING					RECEIVING				
		FIRST HALF				TD	SECOND HALF				TD
Date	Opponent	Rec	Yds	Avg	Lg		Rec	Yds	Avg	Lg	
9/11	at Baltimore	3	22	7.3	9	0	5	85	17.0	26	0
9/18	SEATTLE	4	43	10.8	16	0	4	83	20.8	53	1
9/25	at Indianapolis	3	129	43.0	81t	1	2	15	7.5	9	0
10/2	at Houston	4	77	19.3	40	0	0	0	0.0	0	0
10/9	TENNESSEE	3	24	8.0	11	0	3	58	19.3	40t	1
10/16	JACKSONVILLE	2	76	38.0	48	1	0	0	0.0	0	0
10/23	at Arizona	1	95	95.0	95t	1	2	23	11.5	12	0
10/30	NEW ENGLAND	5	49	9.8	14	0	2	21	10.5	16	0
11/6	BALTIMORE	0	0	0.0	0	0	4	68	17.0	25t	1
11/13	at Cincinnati	3	26	8.7	13	0	3	28	9.3	12	0
11/27	at Kansas City	0	0	0.0	0	0	2	17	8.5	9	0
12/4	CINCINNATI	1	12	12.0	12t	1	2	26	13.0	19t	1
12/8	CLEVELAND	2	33	16.5	22	0	2	24	12.0	22	0
12/19	at San Francisco	4	53	13.3	36	0	1	13	13.0	13	0
12/24	ST. LOUIS	2	16	8.0	11	0	2	66	33.0	46	0
1/1	at Cleveland	0	0	0.0	0	0	1	11	11.0	11	0
SEASON TOTALS		37	655	17.7	95t	4	35	538	15.4	53	4

		RUSHING					RUSHING				
		FIRST HALF				TD	SECOND HALF				TD
Date	Opponent	Att	Yds	Avg	Lg		Att	Yds	Avg	Lg	
9/11	at Baltimore	0	0	0.0	0	0	0	0	0.0	0	0
9/18	SEATTLE	0	0	0.0	0	0	0	0	0.0	0	0
9/25	at Indianapolis	0	0	0.0	0	0	0	0	0.0	0	0
10/2	at Houston	0	0	0.0	0	0	0	0	0.0	0	0
10/9	TENNESSEE	0	0	0.0	0	0	1	8	8.0	8	0
10/16	JACKSONVILLE	0	0	0.0	0	0	0	0	0.0	0	0
10/23	at Arizona	0	0	0.0	0	0	0	0	0.0	0	0
10/30	NEW ENGLAND	0	0	0.0	0	0	0	0	0.0	0	0
11/6	BALTIMORE	0	0	0.0	0	0	0	0	0.0	0	0
11/13	at Cincinnati	2	31	15.5	16	0	0	0	0.0	0	0
11/27	at Kansas City	0	0	0.0	0	0	0	0	0.0	0	0
12/4	CINCINNATI	1	-3	-3.0	-3	0	0	0	0.0	0	0
12/8	CLEVELAND	1	21	21.0	21	0	0	0	0.0	0	0
12/19	at San Francisco	0	0	0.0	0	0	0	0	0.0	0	0
12/24	ST. LOUIS	0	0	0.0	0	0	0	0	0.0	0	0
1/1	at Cleveland	0	0	0.0	0	0	0	0	0.0	0	0
SEASON TOTALS		4	49	12.3	21	0	1	8	8.0	8	0

**ANTONIO BROWN
RECEIVING**

Date	Opponent	FIRST HALF					SECOND HALF				
		Rec	Yds	Avg	Lg	TD	Rec	Yds	Avg	Lg	TD
9/11	at Baltimore	1	-1	-1.0	-1	0	1	15	15.0	15	0
9/18	SEATTLE	0	0	0.0	0	0	4	67	16.8	19	0
9/25	at Indianapolis	4	75	18.8	21	0	0	0	0.0	0	0
10/2	at Houston	0	0	0.0	0	0	5	67	13.4	23	0
10/9	TENNESSEE	2	23	11.5	17	0	0	0	0.0	0	0
10/16	JACKSONVILLE	1	16	16.0	16	0	0	0	0.0	0	0
10/23	at Arizona	4	66	16.5	20	0	3	36	12.0	13	0
10/30	NEW ENGLAND	4	14	3.5	9	1	5	53	10.6	19	0
11/6	BALTIMORE	2	52	26.0	32	0	3	57	19.0	21	0
11/13	at Cincinnati	4	74	18.5	21	0	1	12	12.0	12	0
11/27	at Kansas City	2	51	25.5	34	0	2	30	15.0	21	0
12/4	CINCINNATI	1	45	45.0	45	0	1	22	22.0	22	0
12/8	CLEVELAND	3	45	15.0	20	0	2	106	53.0	79t	1
12/19	at San Francisco	4	55	13.8	24	0	1	4	4.0	4	0
12/24	ST. LOUIS	1	-3	-3.0	-3	0	2	37	18.5	19	0
1/1	at Cleveland	3	55	18.3	40	0	3	35	11.7	13	0
SEASON TOTALS		36	567	15.8	45	1	33	541	16.4	79t	1

RUSHING

Date	Opponent	FIRST HALF					SECOND HALF				
		Att	Yds	Avg	Lg	TD	Att	Yds	Avg	Lg	TD
9/11	at Baltimore	0	0	0.0	0	0	0	0	0.0	0	0
9/18	SEATTLE	0	0	0.0	0	0	1	1	1.0	1	0
9/25	at Indianapolis	0	0	0.0	0	0	0	0	0.0	0	0
10/2	at Houston	0	0	0.0	0	0	1	8	8.0	8	0
10/9	TENNESSEE	1	10	10.0	10	0	0	0	0.0	0	0
10/16	JACKSONVILLE	0	0	0.0	0	0	0	0	0.0	0	0
10/23	at Arizona	0	0	0.0	0	0	0	0	0.0	0	0
10/30	NEW ENGLAND	0	0	0.0	0	0	0	0	0.0	0	0
11/6	BALTIMORE	0	0	0.0	0	0	0	0	0.0	0	0
11/13	at Cincinnati	0	0	0.0	0	0	0	0	0.0	0	0
11/27	at Kansas City	2	5	2.5	3	0	0	0	0.0	0	0
12/4	CINCINNATI	1	9	9.0	9	0	0	0	0.0	0	0
12/8	CLEVELAND	0	0	0.0	0	0	0	0	0.0	0	0
12/19	at San Francisco	0	0	0.0	0	0	0	0	0.0	0	0
12/24	ST. LOUIS	1	8	8.0	8	0	0	0	0.0	0	0
1/1	at Cleveland	0	0	0.0	0	0	0	0	0.0	0	0
SEASON TOTALS		5	32	6.4	10	0	2	9	4.5	8	0

**HINES WARD
RECEIVING**

Date	Opponent	FIRST HALF					SECOND HALF				
		Rec	Yds	Avg	Lg	TD	Rec	Yds	Avg	Lg	TD
9/11	at Baltimore	1	3	3.0	3	0	4	64	16.0	31	0
9/18	SEATTLE	2	17	8.5	15	0	2	16	8.0	15	0
9/25	at Indianapolis	2	6	3.0	6	0	1	11	11.0	11	0
10/2	at Houston	0	0	0.0	0	0	1	19	19.0	19	0
10/9	TENNESSEE	4	32	8.0	12	1	3	22	7.3	16	1
10/16	JACKSONVILLE	2	28	14.0	19	0	1	19	19.0	19	0
10/23	at Arizona	2	16	8.0	9	0	1	5	5.0	5	0
10/30	NEW ENGLAND										
11/6	BALTIMORE	0	0	0.0	0	0	0	0	0.0	0	0
11/13	at Cincinnati	1	10	10.0	10	0	0	0	0.0	0	0
11/27	at Kansas City	2	5	2.5	5	0	2	16	8.0	14	0
12/4	CINCINNATI	2	17	8.5	12	0	3	13	4.3	11	0
12/8	CLEVELAND	1	6	6.0	6	0	0	0	0.0	0	0
12/19	at San Francisco	0	0	0.0	0	0	0	0	0.0	0	0
12/24	ST. LOUIS	2	21	10.5	19	0	2	11	5.5	7	0
1/1	at Cleveland	2	12	6.0	7	0	3	12	4.0	9	0
SEASON TOTALS		23	173	7.5	19	1	23	208	9.0	31	1

INACTIVE

EMMANUEL SANDERS

RECEIVING

Date	Opponent	FIRST HALF					SECOND HALF				
		Rec	Yds	Avg	Lg	TD	Rec	Yds	Avg	Lg	TD
9/11	at Baltimore	2	20	10.0	11t	1	0	0	0.0	0	0
9/18	SEATTLE	2	44	22.0	30	0	0	0	0.0	0	0
9/25	at Indianapolis	0	0	0.0	0	0	2	21	10.5	18	0
10/2	at Houston	1	10	10.0	10	0	0	0	0.0	0	0
10/9	TENNESSEE	0	0	0.0	0	0	0	0	0.0	0	0
10/16	JACKSONVILLE	1	32	32.0	32	0	0	0	0.0	0	0
10/23	at Arizona	0	0	0.0	0	0	5	46	9.2	20	1
10/30	NEW ENGLAND	2	38	19.0	26	0	3	32	10.7	17	0
11/6	BALTIMORE					INACTIVE					
11/13	at Cincinnati					INACTIVE					
11/27	at Kansas City	2	25	12.5	13	0	0	0	0.0	0	0
12/4	CINCINNATI	1	6	6.0	6	0	0	0	0.0	0	0
12/8	CLEVELAND					INACTIVE					
12/19	at San Francisco					INACTIVE					
12/24	ST. LOUIS					INACTIVE					
1/1	at Cleveland	1	14	14.0	14	0	0	0	0.0	0	0
SEASON TOTALS		12	189	15.8	32	1	10	99	9.9	20	1

JERRICHO COTCHERY

RECEIVING

Date	Opponent	FIRST HALF					SECOND HALF				
		Rec	Yds	Avg	Lg	TD	Rec	Yds	Avg	Lg	TD
9/11	at Baltimore					INACTIVE					
9/18	SEATTLE					INACTIVE					
9/25	at Indianapolis					INACTIVE					
10/2	at Houston	0	0	0.0	0	0	0	0	0.0	0	0
10/9	TENNESSEE	0	0	0.0	0	0	0	0	0.0	0	0
10/16	JACKSONVILLE	0	0	0.0	0	0	0	0	0.0	0	0
10/23	at Arizona	0	0	0.0	0	0	0	0	0.0	0	0
10/30	NEW ENGLAND	1	10	10.0	10	0	0	0	0.0	0	0
11/6	BALTIMORE	1	17	17.0	17	0	2	27	13.5	14	0
11/13	at Cincinnati	1	16	16.0	16t	1	1	13	13.0	13	0
11/27	at Kansas City	0	0	0.0	0	0	0	0	0.0	0	0
12/4	CINCINNATI	0	0	0.0	0	0	0	0	0.0	0	0
12/8	CLEVELAND	1	11	11.0	11t	1	1	22	22.0	22	0
12/19	at San Francisco	0	0	0.0	0	0	5	93	18.6	36	0
12/24	ST. LOUIS	0	0	0.0	0	0	0	0	0.0	0	0
1/1	at Cleveland	2	18	9.0	11	0	1	10	10.0	10	0
SEASON TOTALS		6	72	12.0	17	2	10	165	16.5	36	0

ARNAZ BATTLE

RECEIVING

Date	Opponent	FIRST HALF					SECOND HALF				
		Rec	Yds	Avg	Lg	TD	Rec	Yds	Avg	Lg	TD
9/11	at Baltimore	0	0	0.0	0	0	0	0	0.0	0	0
9/18	SEATTLE	0	0	0.0	0	0	0	0	0.0	0	0
9/25	at Indianapolis	0	0	0.0	0	0	0	0	0.0	0	0
10/2	at Houston	0	0	0.0	0	0	0	0	0.0	0	0
10/9	TENNESSEE	0	0	0.0	0	0	0	0	0.0	0	0
10/16	JACKSONVILLE	0	0	0.0	0	0	0	0	0.0	0	0
10/23	at Arizona	0	0	0.0	0	0	0	0	0.0	0	0
10/30	NEW ENGLAND	0	0	0.0	0	0	0	0	0.0	0	0
11/6	BALTIMORE	0	0	0.0	0	0	0	0	0.0	0	0
11/13	at Cincinnati					INACTIVE					
11/27	at Kansas City					INACTIVE					
12/4	CINCINNATI					INACTIVE					
12/8	CLEVELAND					INACTIVE					
12/19	at San Francisco					DID NOT PLAY					
12/24	ST. LOUIS	0	0	0.0	0	0	0	0	0.0	0	0
1/1	at Cleveland					INACTIVE					
SEASON TOTALS		0	0	0.0	0	0	0	0	0.0	0	0

BY THE HALF...TIGHT ENDS

HEATH MILLER

RECEIVING

Date	Opponent	Rec	FIRST HALF				SECOND HALF				
			Yds	Avg	Lg	TD	Rec	Yds	Avg	Lg	TD
9/11	at Baltimore	1	16	16.0	16	0	2	26	13.0	14	0
9/18	SEATTLE	1	16	16.0	16	0	0	0	0.0	0	0
9/25	at Indianapolis	2	14	7.0	12	0	3	57	19.0	30	0
10/2	at Houston	3	15	5.0	7	0	0	0	0.0	0	0
10/9	TENNESSEE	2	26	13.0	18	1	1	20	20.0	20	0
10/16	JACKSONVILLE	4	27	6.8	13	0	0	0	0.0	0	0
10/23	at Arizona	1	12	12.0	12t	1	3	47	15.7	21	0
10/30	NEW ENGLAND	6	76	12.7	19	0	1	9	9.0	9	0
11/6	BALTIMORE	2	18	9.0	15	0	3	55	18.3	30	0
11/13	at Cincinnati	3	31	10.3	18	0	0	0	0.0	0	0
11/27	at Kansas City	1	20	20.0	20	0	0	0	0.0	0	0
12/4	CINCINNATI	1	5	5.0	5	0	1	7	7.0	7	0
12/8	CLEVELAND	1	7	7.0	7	0	1	4	4.0	4	0
12/19	at San Francisco	2	8	4.0	5	0	3	74	24.7	39	0
12/24	ST. LOUIS	0	0	0.0	0	0	1	18	18.0	18	0
1/1	at Cleveland	0	0	0.0	0	0	2	23	11.5	12	0
SEASON TOTALS		30	291	9.7	20	2	21	340	16.2	39	0

DAVID JOHNSON

RECEIVING

Date	Opponent	Rec	FIRST HALF				SECOND HALF				
			Yds	Avg	Lg	TD	Rec	Yds	Avg	Lg	TD
9/11	at Baltimore	0	0	0.0	0	0	0	0	0.0	0	0
9/18	SEATTLE	0	0	0.0	0	0	0	0	0.0	0	0
9/25	at Indianapolis	1	3	3.0	3	0	0	0	0.0	0	0
10/2	at Houston	0	0	0.0	0	0	1	6	6.0	6	0
10/9	TENNESSEE	2	5	2.5	4	1	0	0	0.0	0	0
10/16	JACKSONVILLE	0	0	0.0	0	0	0	0	0.0	0	0
10/23	at Arizona	0	0	0.0	0	0	0	0	0.0	0	0
10/30	NEW ENGLAND	0	0	0.0	0	0	1	7	7.0	7	0
11/6	BALTIMORE	1	25	25.0	25	0	0	0	0.0	0	0
11/13	at Cincinnati	0	0	0.0	0	0	1	6	6.0	6	0
11/27	at Kansas City	0	0	0.0	0	0	0	0	0.0	0	0
12/4	CINCINNATI	0	0	0.0	0	0	1	9	9.0	9	0
12/8	CLEVELAND	0	0	0.0	0	0	2	22	11.0	16	0
12/19	at San Francisco	0	0	0.0	0	0	0	0	0.0	0	0
12/24	ST. LOUIS	0	0	0.0	0	0	1	2	2.0	2	0
1/1	at Cleveland	1	6	6.0	6	0	0	0	0.0	0	0
SEASON TOTALS		5	39	7.8	25	1	7	52	7.4	16	0

WESLYE SAUNDERS

RECEIVING

Date	Opponent	Rec	FIRST HALF				SECOND HALF				
			Yds	Avg	Lg	TD	Rec	Yds	Avg	Lg	TD
9/11	at Baltimore	0	0	0.0	0	0	0	0	0.0	0	0
9/18	SEATTLE	0	0	0.0	0	0	0	0	0.0	0	0
9/25	at Indianapolis	0	0	0.0	0	0	1	2	2.0	2	0
10/2	at Houston	0	0	0.0	0	0	0	0	0.0	0	0
10/9	TENNESSEE	0	0	0.0	0	0	0	0	0.0	0	0
10/16	JACKSONVILLE	0	0	0.0	0	0	0	0	0.0	0	0
10/23	at Arizona	0	0	0.0	0	0	0	0	0.0	0	0
10/30	NEW ENGLAND	0	0	0.0	0	0	0	0	0.0	0	0
11/6	BALTIMORE	0	0	0.0	0	0	0	0	0.0	0	0
11/13	at Cincinnati	0	0	0.0	0	0	1	11	11.0	11	0
11/27	at Kansas City	1	2	2.0	2t	1	0	0	0.0	0	0
12/4	CINCINNATI	1	14	14.0	14	0	0	0	0.0	0	0
12/8	CLEVELAND	0	0	0.0	0	0	0	0	0.0	0	0
12/19	at San Francisco	0	0	0.0	0	0	0	0	0.0	0	0
12/24	ST. LOUIS	0	0	0.0	0	0	0	0	0.0	0	0
1/1	at Cleveland	0	0	0.0	0	0	0	0	0.0	0	0
SEASON TOTALS		2	16	8.0	14	1	2	13	6.5	11	0

BY THE HALF...QUARTERBACKS

BEN ROETHLISBERGER

PASSING

FIRST HALF

Date	Opponent	Att	Cmp	Pct	Yds	TD	Int	Lg	Rtg
9/11	at Baltimore	15	8	53.3	60	1	0	16	85.4
9/18	SEATTLE	15	12	80.0	132	0	0	30	103.3
9/25	at Indianapolis	20	14	70.0	231	1	1	81t	104.4
10/2	at Houston	14	8	57.1	102	0	0	40	80.1
10/9	TENNESSEE	22	15	68.2	114	3	1	18	101.1
10/16	JACKSONVILLE	18	11	61.1	181	1	0	48	113.4
10/23	at Arizona	16	9	56.3	199	2	0	95t	140.4
10/30	NEW ENGLAND	32	23	71.9	231	2	1	26	99.9
11/6	BALTIMORE	15	7	46.7	115	0	0	32	72.9
11/13	at Cincinnati	22	14	63.6	175	1	1	26	84.5
11/27	at Kansas City	20	14	70.0	127	1	0	34	103.5
12/4	CINCINNATI	11	7	63.6	99	1	0	45	122.9
12/8	CLEVELAND	9	8	88.9	102	1	0	22	150.9
12/19	at San Francisco	23	14	60.9	141	0	2	36	42.1
12/24	ST. LOUIS								
1/1	at Cleveland	24	13	54.2	130	0	0	40	69.8
SEASON TOTALS		276	177	64.1	2,139	14	6	95t	95.7

DID NOT PLAY

SECOND HALF

Date	Opponent	Att	Cmp	Pct	Yds	TD	Int	Lg	Rtg
9/11	at Baltimore	26	14	53.8	220	0	3	31	42.6
9/18	SEATTLE	15	10	66.7	166	1	0	53	126.0
9/25	at Indianapolis	17	11	64.7	133	0	0	30	88.6
10/2	at Houston	16	8	50.0	104	0	1	23	44.8
10/9	TENNESSEE	12	9	75.0	114	2	0	40t	143.8
10/16	JACKSONVILLE	5	1	20.0	19	0	0	19	42.9
10/23	at Arizona	23	17	73.9	162	1	0	21	107.5
10/30	NEW ENGLAND	18	13	72.2	134	0	0	19	93.3
11/6	BALTIMORE	22	13	59.1	215	1	1	30	88.3
11/13	at Cincinnati	11	7	63.6	70	0	0	13	81.6
11/27	at Kansas City	11	7	63.6	66	0	1	21	42.2
12/4	CINCINNATI	12	8	66.7	77	1	0	22	112.2
12/8	CLEVELAND	12	8	66.7	178	1	1	79t	102.8
12/19	at San Francisco	21	11	52.4	189	0	1	39	63.4
12/24	ST. LOUIS								
1/1	at Cleveland	16	10	62.5	91	0	0	13	77.9
SEASON TOTALS		237	147	62.0	1,938	7	8	79t	83.6

DID NOT PLAY

RUSHING

Date	Opponent	FIRST HALF					SECOND HALF				
		Att	Yds	Avg	Lg	TD	Att	Yds	Avg	Lg	TD
9/11	at Baltimore	1	9	9.0	9	0	0	0	0.0	0	0
9/18	SEATTLE	2	10	5.0	7	0	3	-2	-0.7	0	0
9/25	at Indianapolis	1	-1	-1.0	-1	0	4	16	4.0	11	0
10/2	at Houston	0	0	0.0	0	0	2	11	5.5	8	0
10/9	TENNESSEE	0	0	0.0	0	0	0	0	0.0	0	0
10/16	JACKSONVILLE	1	-1	-1.0	-1	0	2	10	5.0	7	0
10/23	at Arizona	0	0	0.0	0	0	2	-2	-1.0	-1	0
10/30	NEW ENGLAND	1	2	2.0	2	0	1	-1	-1.0	-1	0
11/6	BALTIMORE	2	5	2.5	3	0	1	8	8.0	8	0
11/13	at Cincinnati	0	0	0.0	0	0	3	-2	-0.7	0	0
11/27	at Kansas City	1	3	3.0	3	0	3	5	0.6	7	0
12/4	CINCINNATI	0	0	0.0	0	0	0	0	0.0	0	0
12/8	CLEVELAND	0	0	0.0	0	0	0	0	0.0	0	0
12/19	at San Francisco	0	0	0.0	0	0	1	0	0.0	0	0
12/24	ST. LOUIS										
1/1	at Cleveland	0	0	0.0	0	0	0	0	0.0	0	0
SEASON TOTALS		9	27	3.0	9	0	22	43	2.0	11	0

DID NOT PLAY

CHARLIE BATCH
PASSING

FIRST HALF

Date	Opponent	Att	Cmp	Pct	Yds	TD	Int	Lg	Rtg
9/11	at Baltimore								
9/18	SEATTLE	0	0	0.0	0	0	0	0	0.0
9/25	at Indianapolis								
10/2	at Houston								
10/9	TENNESSEE								
10/16	JACKSONVILLE								
10/23	at Arizona								
10/30	NEW ENGLAND								
11/6	BALTIMORE								
11/13	at Cincinnati								
11/27	at Kansas City								
12/4	CINCINNATI								
12/8	CLEVELAND	2	0	0.0	0	0	0	0	39.6
12/19	at San Francisco								
12/24	ST. LOUIS	10	7	70.0	74	0	1	35	51.7
1/1	at Cleveland								
SEASONTOTALS		12	7	58.3	74	0	1	35	41.7

SECOND HALF

Date	Opponent	Att	Cmp	Pct	Yds	TD	Int	Lg	Rtg
9/11	at Baltimore								
9/18	SEATTLE								
9/25	at Indianapolis								
10/2	at Houston								
10/9	TENNESSEE								
10/16	JACKSONVILLE								
10/23	at Arizona								
10/30	NEW ENGLAND								
11/6	BALTIMORE								
11/13	at Cincinnati								
11/27	at Kansas City								
12/4	CINCINNATI	0	0	0.0	0	0	0	0	0.0
12/8	CLEVELAND								
12/19	at San Francisco								
12/24	ST. LOUIS	12	8	66.7	134	0	0	46	104.2
1/1	at Cleveland								
SEASON TOTALS		12	8	66.7	134	0	0	46	104.2

RUSHING

Date	Opponent	FIRST HALF					SECOND HALF				
		Att	Yds	Avg	Lg	TD	Att	Yds	Avg	Lg	TD
9/11	at Baltimore										
9/18	SEATTLE	0	0	0.0	0	0					
9/25	at Indianapolis										
10/2	at Houston										
10/9	TENNESSEE										
10/16	JACKSONVILLE										
10/23	at Arizona										
10/30	NEW ENGLAND										
11/6	BALTIMORE										
11/13	at Cincinnati										
11/27	at Kansas City										
12/4	CINCINNATI						3	-2	-0.7	0	
12/8	CLEVELAND										
12/19	at San Francisco										
12/24	ST. LOUIS	0	0	0.0	0	0	0	0	0.0	0	
1/1	at Cleveland										
SEASON TOTALS		0	0	0.0	0	0	3	-2	-0.7	0	0

DENNIS DIXON
PASSING

FIRST HALF

Date	Opponent	Att	Cmp	Pct	Yds	TD	Int	Lg	Rtg
9/11	at Baltimore				INACTIVE				
9/18	SEATTLE				INACTIVE				
9/25	at Indianapolis				INACTIVE				
10/2	at Houston				INACTIVE				
10/9	TENNESSEE				DID NOT PLAY				
10/16	JACKSONVILLE				DID NOT PLAY				
10/23	at Arizona				INACTIVE				
10/30	NEW ENGLAND				INACTIVE				
11/6	BALTIMORE				INACTIVE				
11/13	at Cincinnati				INACTIVE				
11/27	at Kansas City				INACTIVE				
12/4	CINCINNATI				INACTIVE				
12/8	CLEVELAND				INACTIVE				
12/19	at San Francisco				DID NOT PLAY				
12/24	ST. LOUIS				DID NOT PLAY				
1/1	at Cleveland				DID NOT PLAY				
SEASON TOTALS		0	0	0.0	0	0	0	0	0.0

SECOND HALF

Date	Opponent	Att	Cmp	Pct	Yds	TD	Int	Lg	Rtg
9/11	at Baltimore				INACTIVE				
9/18	SEATTLE				INACTIVE				
9/25	at Indianapolis				INACTIVE				
10/2	at Houston				INACTIVE				
10/9	TENNESSEE				DID NOT PLAY				
10/16	JACKSONVILLE				DID NOT PLAY				
10/23	at Arizona				INACTIVE				
10/30	NEW ENGLAND				INACTIVE				
11/6	BALTIMORE				INACTIVE				
11/13	at Cincinnati				INACTIVE				
11/27	at Kansas City				INACTIVE				
12/4	CINCINNATI				INACTIVE				
12/8	CLEVELAND				INACTIVE				
12/19	at San Francisco				DID NOT PLAY				
12/24	ST. LOUIS				DID NOT PLAY				
1/1	at Cleveland				DID NOT PLAY				
SEASON TOTALS		0	0	0.0	0	0	0	0	0.0

RUSHING

Date	Opponent	FIRST HALF					SECOND HALF				
		Att	Yds	Avg	Lg	TD	Att	Yds	Avg	Lg	TD
9/11	at Baltimore					INACTIVE					
9/18	SEATTLE					INACTIVE					
9/25	at Indianapolis					INACTIVE					
10/2	at Houston					INACTIVE					
10/9	TENNESSEE					DID NOT PLAY					
10/16	JACKSONVILLE					DID NOT PLAY					
10/23	at Arizona					INACTIVE					
10/30	NEW ENGLAND					INACTIVE					
11/6	BALTIMORE					INACTIVE					
11/13	at Cincinnati					INACTIVE					
11/27	at Kansas City					INACTIVE					
12/4	CINCINNATI					INACTIVE					
12/8	CLEVELAND					INACTIVE					
12/19	at San Francisco					DID NOT PLAY					
12/24	ST. LOUIS					DID NOT PLAY					
1/1	at Cleveland					DID NOT PLAY					
SEASON TOTALS		0	0	0.0	0	0	0	0	0.0	0	0

2011 OPENING DRIVES (STEELERS)

1st HALF

2nd HALF

<u>STEELERS</u>	<u>POINTS</u>	<u>1ST DOWNS</u>	<u>YDS</u>	<u>POINTS</u>	<u>1ST DOWNS</u>	<u>YDS</u>
Sept. 11 at Bal	0	1	15	0	0	-6
Sept. 18 vs. Sea	0	2	81	0	0	1
Sept. 25 at Ind	3	2	50	0	4	68
Oct. 2 at Hou	0	4	28	7	6	74
Oct. 9 vs. Ten	7	4	50	0	2	20
Oct. 16 vs. Jax	7	4	87	0	1	30
Oct. 23 at Ari	7	3	31	0	1	23
Oct. 30 vs. NE	7	5	68	3	4	70
Nov. 6 vs. Bal	0	0	8	0	4	66
Nov. 13 at Cin	7	4	54	0	0	1
Nov. 27 at KC	0	3	80	0	3	43
Dec. 4 vs. Cin	0	0	0	0	0	4
Dec. 8 vs. Cle	7	5	73	0	4	57
Dec. 19 at SF	0	2	51	0	1	10
Dec. 24 vs. STL	3	3	76	3	2	42
Jan. 1 at Cle	0	2	34	3	4	66
TOTAL	48	44	786	16	36	569


2011 OPENING DRIVES (Opponents)

<u>OPPONENTS</u>	<u>1st HALF</u>			<u>2nd HALF</u>		
	<u>POINTS</u>	<u>1ST DOWNS</u>	<u>YDS</u>	<u>POINTS</u>	<u>1ST DOWNS</u>	<u>YDS</u>
Sept. 11 at Bal	7	2	66	7	1	18
Sept. 18 vs. Sea	0	0	2	0	0	5
Sept. 25 at Ind	0	1	15	0	2	21
Oct. 2 at Hou	7	8	95	0	0	2
Oct. 9 vs. Ten	3	5	69	0	0	9
Oct. 16 vs. Jax	0	3	34	7	6	80
Oct. 23 at Ari	0	1	14	7	3	89
Oct. 30 vs. NE	0	0	7	0	0	9
Nov. 6 vs. Bal	3	4	75	7	5	71
Nov. 13 at Cin	0	0	2	7	5	67
Nov. 27 at KC	3	3	57	0	0	1
Dec. 4 vs. Cin	0	2	49	0	1	14
Dec. 8 vs. Cle	3	3	78	0	3	45
Dec. 19 at SF	3	6	69	0	0	7
Dec. 24 vs. STL	0	2	32	0	0	8
Jan. 1 at Cle	0	0	9	0	0	8
TOTAL	29	40	573	35	26	454



Final Postseason Statistics

- ✦ **Statistics (Offense/Def./Spec. Teams)**
- ✦ **Starting Lineups, Player Participation**
- ✦ **Individual Highs**
- ✦ **Drive Engineering, Scoring Drives**
- ✦ **Third/Fourth Down Conversions**



PITTSBURGH STEELERS / WEEK 18 / THROUGH SUNDAY, JANUARY 8, 2012 / POSTSEASON

WON 0, LOST 1						* RUSHING	No.	Yds	Avg	Long	TD			
01/08 L 23-29 OT at Denver				75,970		Redman	17	121	7.1	32	0			
	Pitt.		Opp.			A. Brown	1	18	18.0	18	0			
TOTAL FIRST DOWNS	21		18			Roethlisberger	3	15	5.0	9	0			
Rushing	9		6			Clay	1	1	1.0	1	0			
Passing	11		9			Wallace	1	1	1.0	1t	1			
Penalty	1		3			TEAM	23	156	6.8	32	1			
3rd Down: Made/Att	7/16		3/10			OPPONENTS	34	131	3.9	11	1			
3rd Down Pct.	43.8		30.0			* RECEIVING	No.	Yds	Avg	Long	TD			
4th Down: Made/Att	0/1		0/0			Sanders	6	81	13.5	18	0			
4th Down Pct.	0.0		0.0			A. Brown	5	70	14.0	25	0			
POSSESSION AVG.	31:00		29:00			Miller	5	60	12.0	33	0			
TOTAL NET YARDS	400		447			Wallace	3	26	8.7	17	0			
Avg. Per Game	400.0		447.0			Redman	2	21	10.5	12	0			
Total Plays	68		55			Cotchery	1	31	31.0	31t	1			
Avg. Per Play	5.9		8.1			TEAM	22	289	13.1	33	1			
NET YARDS RUSHING	156		131			OPPONENTS	10	316	31.6	80t	2			
Avg. Per Game	156.0		131.0			* INTERCEPTIONS	No.	Yds	Avg	Long	TD			
Total Rushes	23		34			TEAM	0	0	---	---	0			
NET YARDS PASSING	244		316			OPPONENTS	1	9	9.0	9	0			
Avg. Per Game	244.0		316.0			* PUNTING	No.	Yds	Avg	Net	TB	In	Lg	B
Sacked/Yards Lost	5/45		0/0			Kapinos	4	184	46.0	39.3	0	2	62	0
Gross Yards	289		316			TEAM	4	184	46.0	39.3	0	2	62	0
Att./Completions	40/22		21/10			OPPONENTS	4	164	41.0	41.0	0	1	50	0
Completion Pct.	55.0		47.6			* PUNT RETURNS	Ret	FC	Yds	Avg	Long	TD		
Had Intercepted	1		0			A. Brown	0	3	0	---	---	0		
PUNTS/AVERAGE	4/46.0		4/41.0			TEAM	0	3	0	---	---	0		
NET PUNTING AVG.	4/39.3		4/41.0			OPPONENTS	3	1	27	9.0	18	0		
PENALTIES/YARDS	6/61		5/30			* KICKOFF RETURNS	No.	Yds	Avg	Long	TD			
FUMBLES/BALL LOST	2/0		2/1			TEAM	0	0	---	---	0			
TOUCHDOWNS	2		3			OPPONENTS	1	19	19.0	19	0			
Rushing	1		1			* FIELD GOALS	1-19	20-29	30-39	40-49	50+			
Passing	1		2			Suisham	0/ 0	0/ 0	2/ 2	1/ 1	0/0			
Returns	0		0			TEAM	0/ 0	0/ 0	2/ 2	1/ 1	0/0			
* SCORE BY PERIODS	Q1	Q2	Q3	Q4	OT	PTS	OPPONENTS	0/ 0	2/ 2	1/ 1	0/ 0	0/0		
TEAM	6	0	7	10	0	23	Suisham: (45G,38G,37G)							
OPPONENTS	0	20	0	3	6	29	TM: (45G,38G,37G)							
* SCORING	TD-Ru-Pa-Rt	K-PAT	FG	S	PTS	OPP: (20G,28G,35G)								
Suisham	0 0 0 0	2/ 2	3/ 3	0	11									
Cotchery	1 0 1 0			0	6									
Wallace	1 1 0 0			0	6									
TEAM	2 1 1 0	2/ 2	3/ 3	0	23									
OPPONENTS	3 1 2 0	2/ 2	3/ 3	0	29									
2-Pt Conv: TM 0-0, OPP 0-0														
SACKS: OPP 5														
FUM/LOST: Legursky 1/0, Roethlisberger 1/0														
* PASSING	Att	Cmp	Yds	Cmp%	Yds/Att	TD	TD%	Int	Int%	Long	Sack/Lost	Rating		
Roethlisberger	40	22	289	55.0	7.23	1	2.5	1	2.5	33	5/ 45	75.9		
TEAM	40	22	289	55.0	7.23	1	2.5	1	2.5	33	5/ 45	75.9		
OPPONENTS	21	10	316	47.6	15.05	2	9.5	0	0.0	80t	0/ 0	125.6		

2011 PITTSBURGH STEELERS POSTSEASON DEFENSIVE/SPECIAL TEAMS STATISTICS

Player				Sacks/	Int./			SPECIAL TEAMS STATISTICS							
	U	A	Tot	Yds.	QP	Yards	PD	FF	FR	U	A	Tot	FF	FR	BL
Polamalu	5	2	7	0/0	0	0/0	1	0	0	0	0	0	0	0	0
Mundy	4	3	7	0/0	0	0/0	0	2	0	1	0	1	0	0	0
Timmons	5	1	6	0/0	1	0/0	0	0	0	0	0	0	0	0	0
Farrior	1	5	6	0/0	0	0/0	0	0	0	0	0	0	0	0	0
Harrison	4	1	5	0/0	1	0/0	0	0	0	0	0	0	0	0	0
Gay	3	2	5	0/0	0	0/0	0	0	0	0	0	0	0	0	0
McLendon	4	0	4	0/0	1	0/0	0	0	0	0	0	0	0	0	0
Woodley	3	0	3	0/0	1	0/0	0	0	1	0	0	0	0	0	0
Heyward	3	0	3	0/0	1	0/0	0	0	0	0	0	0	0	0	0
Hood	2	0	2	0/0	1	0/0	0	0	0	0	0	0	0	0	0
Taylor	2	0	2	0/0	0	0/0	0	0	0	0	0	0	0	0	0
Foote	0	0	0	0/0	0	0/0	0	0	0	1	0	1	0	0	0
Lewis	0	0	0	0/0	0	0/0	0	0	0	1	0	1	0	0	0
Sylvester	0	0	0	0/0	0	0/0	0	0	0	1	0	1	0	0	0
TOTALS	36	14	50	0/0	6	0/0	1	2	1	4	0	4	0	0	0
OPPONENTS	46	2	48	5/45	6	1/9	7	1	0	0	0	0	0	0	0

2011 POSTSEASON STARTING LINEUPS

OFFENSE

Opponent

WR LT LG C RG RT TE WR QB RB FB

Postseason

at Denver (1/8/12) Wallace Starks Kemoeatu Legursky Foster Gilbert Miller Saunders (TE) Roethlisberger Redman Johnson

2011 POSTSEASON STARTING LINEUPS

DEFENSE

Opponent

LE NT RE LOLB LILB RILB ROLB RCB LCB SS FS

Postseason

at Denver (1/8/12)Hood Hampton Keisel Woodley Farrior Timmons Harrison Taylor Gay Polamalu Mundy

2011 POSTSEASON PLAYER PARTICIPATION

Games		1					
		Jan					
		8					
		@					
		DEN					
				Career G-S	Consec. G-S	2011 Injury Games Missed	2011 Games/ Starts
Names							
Allen, Cortez	SI			0/0	0/0	1	0/0
Allen, Will	P			5/0	2/0	0	1/0
Batch, Baron	IR			0/0	0/0	1	0/0
Batch, Charlie	DNP			0/0	0/0	0	0/0
Battle, Arnaz	P			4/0	4/0	0	1/0
Brown, Antonio	P			4/0	4/0	0	1/0
Brown, Curtis	IR			0/0	0/0	1	0/0
Bryant, Corbin	PS			0/0	0/0	0	0/0
Carter, Chris	IR			0/0	0/0	1	0/0
Clark, Ryan	SI			8/7	0/0	0	0/0
Clay, John	P			1/0	1/0	0	1/0
Colon, Willie	IR			4/4	0/0	1	0/0
Cotchery, Jerricho	P			10/5	10/1	0	1/0
Cromartie-Smith, Damon	P			1/0	1/0	0	1/0
Dixon, Dennis	DNP			0/0	0/0	0	0/0
Dwyer, Jonathan	IR			0/0	0/0	1	0/0
Essex, Trai	P			6/1	4/0	0	1/0
Farrior, James	ILB			19/16	19/15	0	1/1
Foote, Larry	P			16/10	16/0	0	1/0
Foster, Ramon	RG			4/4	4/4	0	1/1
Gay, William	LCB			8/3	8/3	0	1/1
Gilbert, Marcus	RT			1/1	1/1	0	1/1
Grisham, Tyler	PS			0/0	0/0	0	0/0
Hampton, Casey	NT			16/15	12/12	0	1/1
Harrison, James	OLB			12/9	8/8	0	1/1
Heyward, Cameron	P			1/0	1/0	0	1/0
Hoke, Chris	IR			13/3	0/0	1	0/0
Hood, Ziggy	DE			4/3	4/1	0	1/1
Ivy, Mortty	SI			0/0	0/0	0	0/0
Johnson, David	FB			4/4	4/4	0	1/1
Joseph, Elisha	PS			0/0	0/0	0	0/0
Kapinos, Jeremy	P			5/0	5/0	0	1/0
Keisel, Brett	DE			16/8	16/8	0	1/1
Kemoeatu, Chris	LG			8/7	8/7	0	1/1
Leftwich, Byron	IR			2/1	0/0	1	0/0
Legursky, Doug	C			4/2	4/2	0	1/1
Lewis, Keenan	P			4/0	4/0	0	1/0
Madison, Anthony	P			8/0	8/0	0	1/0

Bold denotes starter and position

P	—	Played
DNP	—	Did not play
IR	—	Injured reserve
SI	—	Sunday inactive
PUP	—	Physically unable to perform
PS	—	Practice squad

2011 POSTSEASON PLAYER PARTICIPATION

Games	1 Jan 8 @ DEN	Career G-S	Consec. G-S	2011 Injury Games Missed	2011 Games/ Starts
Names					
Malecki, John	PS	0/0	0/0	0	0/0
McCoy, Jamie	PS	0/0	0/0	0	0/0
McFadden, Bryant	P	14/7	14/0	0	1/0
McLendon, Steve	P	1/0	1/0	0	1/0
Mendenhall, Rashard	IR	3/3	0/0	1	0/0
Meredith, Jamon	SI	0/0	0/0	0	0/0
Miller, Heath	TE	12/12	12/12	0	1/1
Moore, Mewelde	SI	8/0	0/0	1	0/0
Mundy, Ryan	FS	4/1	4/1	0	1/1
Polamalu, Troy	SS	14/14	14/14	0	1/1
Pouncey, Maurkice	SI	2/2	0/0	1	0/0
Redman, Isaac	RB	4/1	4/1	0	1/1
Roethlisberger, Ben	QB	14/14	14/14	0	1/1
Sanders, Emmanuel	P	4/0	4/0	0	1/0
Saunders, Weslye	TE	1/1	1/1	0	1/1
Scott, Chris	PS	0/0	0/0	0	0/0
Scott, Jonathan	P	4/3	4/0	0	1/0
Sepulveda, Daniel	IR	1/0	0/0	1	0/0
Smith, Aaron	IR	13/13	0/0	1	0/0
Spann, Chad	P	1/0	1/0	0	1/0
Starks, Max	LT	10/8	1/1	0	1/1
Suisham, Shaun	P	7/0	7/0	0	1/0
Sylvester, Stevenson	P	4/0	4/0	0	1/0
Taylor, Ike	RCB	14/11	14/7	0	1/1
Timmons, Lawrence	ILB	8/4	8/4	0	1/1
Turner, Trevis	PS	0/0	0/0	0	0/0
Wallace, Mike	WR	4/3	4/1	0	1/1
Ward, Hines	P	18/16	18/0	0	1/0
Warren, Greg	P	9/0	4/0	0	1/0
Woodley, LaMarr	OLB	8/7	8/7	0	1/1
Woods, Al	SI	0/0	0/0	0	0/0
Worlds, Jason	P	2/0	1/0	0	1/0
Young, Albert	PS	0/0	0/0	0	0/0

Bold denotes starter and position

P	—	Played
DNP	—	Did not play
IR	—	Injured reserve
SI	—	Sunday inactive
PUP	—	Physically unable to perform
PS	—	Practice squad

2011 POSTSEASON INDIVIDUAL HIGHS

<u>OPPONENTS</u>			<u>STEELERS</u>		
			<u>RUSHING</u>		
at Den (1/8)	Willis McGahee	19	Rushes	17	Isaac Redman at Den (1/8)
at Den (1/8)	Willis McGagee	61	Yards	121	Isaac Redman at Den (1/8)
at Den (1/8)	Willis McGahee	11	Long	32	Isaac Redman at Den (1/8)
at Den (1/8)	Tim Tebow	11			
at Den (1/8)	Tim Tebow	1	TDs	1	Mike Wallace at Den (1/8)
			<u>RECEIVING</u>		
at Den (1/8)	Demaryius Thomas	4	Receptions	6	Emmanuel Sanders at Den (1/8)
at Den (1/8)	Demaryius Thomas	204	Yards	81	Emmanuel Sanders at Den (1/8)
at Den (1/8)	Demaryius Thomas	80t	Long	33	Heath Miller at Den (1/8)
at Den (1/8)	Demaryius Thomas	1	TDs	1	Jerricho Cotchery at Den (1/8)
at Den (1/8)	Eddie Royal	1			
			<u>PASSING</u>		
at Den (1/8)	Tim Tebow	21	Attempts	40	Ben Roethlisberger at Den (1/8)
at Den (1/8)	Tim Tebow	10	Completions	22	Ben Roethlisberger at Den (1/8)
at Den (1/8)	Tim Tebow	316	Yards	289	Ben Roethlisberger at Den (1/8)
at Den (1/8)	Tim Tebow	80t	Long	33	Ben Roethlisberger at Den (1/8)
at Den (1/8)	Tim Tebow	2	TDs	1	Ben Roethlisberger at Den (1/8)
at Den (1/8)	NONE		INTs	1	Ben Roethlisberger at Den (1/8)
			<u>PUNT RETURNS</u>		
at Den (1/8)	Eddie Royal	3	Returns		NONE
at Den (1/8)	Eddie Royal	27	Yards		NONE
at Den (1/8)	Eddie Royal	18	Long		NONE
at Den (1/8)	NONE		TDs		NONE
			<u>KICKOFF RETURNS</u>		
at Den (1/8)	Matt Willis	1	Returns		NONE
at Den (1/8)	Matt Willis	19	Yards		NONE
at Den (1/8)	Matt Willis	19	Long		NONE
at Den (1/8)	NONE		TDs		NONE
			<u>PUNTS</u>		
at Den (1/8)	Britton Colquitt	4	Punts	4	Jeremy Kapinos at Den (1/8)
at Den (1/8)	Britton Colquitt	164	Yards	184	Jeremy Kapinos at Den (1/8)
at Den (1/8)	Britton Colquitt	41.0	Avg.	46.0	Jeremy Kapinos at Den (1/8)
at Den (1/8)	Britton Colquitt	41.0	Net	39.3	Jeremy Kapinos at Den (1/8)
at Den (1/8)	Britton Colquitt	50	Long	62	Jeremy Kapinos at Den (1/8)
at Den (1/8)	Britton Colquitt	1	In 20	2	Jeremy Kapinos at Den (1/8)
at Den (1/8)	NONE		Touchbacks		NONE
			<u>INTERCEPTIONS</u>		
at Den (1/8)	Quinton Carter	1	Interceptions		NONE
at Den (1/8)	Quinton Carter	9	Long Return		NONE
at Den (1/8)	NONE		TDs		NONE
			<u>TACKLES</u>		
at Den (1/8)	David Bruton	8	Total	7	Troy Polamalu at Den (1/8)
				7	Ryan Mundy at Den (1/8)
at Den (1/8)	David Bruton	8	Solo	5	Troy Polamalu at Den (1/8)
				5	Lawrence Timmons at Den (1/8)
at Den (1/8)	Joe Mays	1	Assisted	5	James Farrior at Den (1/8)
at Den (1/8)	Chris Harris	1			
at Den (1/8)	Robert Ayers	2	Sacks		NONE

2011 DRIVE ENGINEERING

Steelers

POSTSEASON

<u>STEELERS</u>	<u>No. Drives</u>	<u>TD</u>	<u>Missed</u>			<u>Blkd FG</u>	<u>Punt</u>	<u>Blkd</u>			<u>Safety</u>	<u>Time</u>	<u>Scoring</u>		<u>1st Drive</u>
			<u>FG</u>	<u>FG</u>	<u>FG</u>			<u>Punt</u>	<u>Downs</u>	<u>Fum.</u>			<u>Int.</u>	<u>Pts</u>	
Jan. 8 at Den	11	2	3	0	0	4	0	1	0	1	0	0	23	45.5	FG
TOTAL	11	2	3	0	0	4	0	1	0	1	0	0	23	45.5	

Opponents

POSTSEASON

<u>OPPONENTS</u>	<u>No. Drives</u>	<u>TD</u>	<u>Missed</u>			<u>Blkd FG</u>	<u>Punt</u>	<u>Blkd</u>			<u>Safety</u>	<u>Time</u>	<u>Scoring</u>		<u>1st Drive</u>
			<u>FG</u>	<u>FG</u>	<u>FG</u>			<u>Punt</u>	<u>Downs</u>	<u>Fum.</u>			<u>Int.</u>	<u>Pts</u>	
Jan. 8 at Den	12	3	3	0	0	4	0	0	1	0	0	1	29	50.0	Punt
TOTAL	12	3	3	0	0	4	0	0	1	0	0	1	29	50.0	

2011 STEELERS SCORING DRIVES

POSTSEASON

<u>Opponent</u>	<u>Obtained</u>	<u>Scoring Play</u>	<u>Plays</u>	<u>Yards</u>	<u>Drive Time</u>	<u>Score Pit-Opp</u>	<u>Qtr</u>	<u>Time Remain</u>
Denver	Kickoff	Suisham 45 yd. FG	8	53	3:46	3-0	1	11:14
Denver	Punt	Suisham 38 yd. FG	12	47	5:50	6-0	1	0:23
Denver	Punt	Wallace 1 yd. run	11	87	5:56	13-20	3	4:29
Denver	Kickoff	Suisham 37 yd. FG	7	61	3:11	16-23	4	9:59
Denver	Fumble	Cotchery 31 yd. pass from Roethlisberger	7	55	3:47	23-23	4	3:48

2011 OPPONENTS SCORING DRIVES

POSTSEASON

<u>Opponent</u>	<u>Obtained</u>	<u>Scoring Play</u>	<u>Plays</u>	<u>Yards</u>	<u>Drive Time</u>	<u>Score Pit-Opp</u>	<u>Qtr</u>	<u>Time Remain</u>
Denver	Kickoff	Royal 30 yd. pass from Tebow	5	80	1:59	6-7	2	13:24
Denver	Punt	Tebow 8 yd. run	4	73	2:18	6-14	2	10:36
Denver	Interception	Prater 20 yd. FG	4	16	1:44	6-17	2	7:30
Denver	Punt	Prater 28 yd. FG	8	59	4:04	6-20	2	1:05
Denver	Kickoff	Prater 35 yd. FG	12	63	6:19	13-23	4	13:10
Denver	Kickoff	Thomas 80 yd. pass from Tebow	1	80	0:11	23-29	5	14:49

THIRD/FOURTH DOWN CONVERSIONS

POSTSEASON

<u>Date</u>	<u>Opponent</u>	<u>THIRD DOWN</u>			<u>FOURTH DOWN</u>		
		<u>Made</u>	<u>Att.</u>	<u>Pct.</u>	<u>Made</u>	<u>Att.</u>	<u>Pct.</u>
1/8/12	STEELERS	7	16	44%	0	1	0%
	at Denver	3	10	30%	0	0	0%
	STEELERS	7	16	44%	0	1	0%
	OPPONENTS	3	10	30%	0	0	0%



Final Postseason Miscellaneous Statistics

- ✦ **Steelers/Opponents Long Plays**
- ✦ **Game-By-Game Off./Def./Spec. Teams**
- ✦ **Steelers/Opening Drives By-the-Half**
- ✦ **Top Individual Performances**
- ✦ **Quarterback Sacks/Hurries/Pressures**
- ✦ **Passes Defensed**
- ✦ **Blocked Kicks/Forced Turnovers-Results**
- ✦ **Game-By-Game Turnovers/Ratio**
- ✦ **Opposing Quarterbacks vs. Steelers**
- ✦ **Individual Statistics By-The-Half**





STEELERS LONG PLAYS POSTSEASON

Min. passing/kickoff returns 25 yards; runs/punt returns 15 yards

STEELERS (6)

Runs (3)

32 yards	Isaac Redman	at Denver (1/8/12)
28 yards	Isaac Redman	at Denver (1/8/12)
18 yards	Antonio Brown	at Denver (1/8/12)

Passes (3)

33 yards	Ben Roethlisberger to Heath Miller	at Denver (1/8/12)
31 yards*	Ben Roethlisberger to Jerricho Cotchery	at Denver (1/8/12)
25 yards	Ben Roethlisberger to Antonio Brown	at Denver (1/8/12)

Punt Returns (0)

Kickoff Returns (0)

*Touchdown



STEELERS OPPONENTS LONG PLAYS POSTSEASON

Min. passing/kickoff returns 25 yards; runs/punt returns 15 yards

OPPONENTS (6)

Runs (0)

Passes (5)

80 yards*	Tim Tebow to Demaryius Thomas	at Denver (1/8/12)
58 yards	Tim Tebow to Demaryius Thomas	at Denver (1/8/12)
51 yards	Tim Tebow to Demaryius Thomas	at Denver (1/8/12)
40 yards	Tim Tebow to Daniel Fells	at Denver (1/8/12)
30 yards*	Tim Tebow to Eddie Royal	at Denver (1/8/12)

Punt Returns (1)

18 yards	Eddie Royal	at Denver (1/8/12)
----------	-------------	--------------------

Kickoff Returns (0)

*Touchdown

2011 POSTSEASON GAME-BY-GAME OFFENSE

Games	1
	Jan
	8
	DEN
POINTS	23
1st Quarter	6
2nd Quarter	0
3rd Quarter	7
4th Quarter	10
Overtime	0
First Downs	21
Rushing	9
Passing	11
Penalty	1
3rd Down Eff.	7-16
Percentage	44%
4th Down Eff.	0-1
Percentage	0%
Total Net Yards	400
Plays	68
Avg./Play	5.9
Net Yards Rush	156
Plays	23
Avg./Play	6.8
Net Yards Pass.	244
Sack/loss	5/45
Gross Yards	289
Att./Comp.	40/22
Int.	1
Avg./Play	5.4
Punts/Avg.	4/46.0
Blocked	0
Punt Ret./Yds.	0/0
Kickoff Ret./Yds.	0/0
Int. Ret./Yds.	1/9
Penalties/Yds.	6/61
Fumbles/Lost	2/0
Touchdowns	2
Rushing	1
Passing	1
Returns	0
Defense	0
Safeties Allowed	0
PAT/Att.	2/2
FG/Att.	3/3
2PT/Att.	0/0
Time of Poss.	31:06
Give/Take Rat.	1/1
Avg. Drive Start	PIT 24

2011 POSTSEASON GAME-BY-GAME DEFENSE

Games	1
	Jan
	8
	DEN
Points Allowed	29
1st Quarter	0
2nd Quarter	20
3rd Quarter	0
4th Quarter	3
Overtime	6
First Downs	18
Rushing	6
Passing	9
Penalty	3
3rd Down Eff.	3-10
Percentage	30%
4th Down Eff.	0-0
Percentage	0%
Total Net Yards	447
Plays	55
Avg./Play	8.1
Net Yards Rush	131
Plays	34
Avg./Play	3.9
Net Yards Pass.	316
Sack/loss	0/0
Gross Yards	316
Att./Comp.	21/10
Int.	0
Avg./Play	15.0
Punts/Avg.	4/41.0
Blocked	0
Punt Ret./Yds.	3/27
Kickoff Ret./Yds.	1/19
Int. Ret./Yds.	0/0
Penalties/Yds.	5/30
FF/FR	2/1
TD's Allowed	3
Rushing	1
Passing	2
Returns	0
Defense	0
Safeties	0
PAT/Att.	2/2
FG/Att.	3/3
2PT/Att.	0/0
Time of Poss.	29:05
Take/Give Rat.	1/1
Avg. Drive Start	DEN 25

2011 POSTSEASON GAME-BY-GAME SPECIAL TEAMS

Games	1
	Jan
	8
	DEN
PUNTS	4
Punts/Avg.	4/46.0
Yards	184
Long	62
Blocked	0
Touchback	0
Fair Catch	1
50+	1
120	2
KICKS	2/2
PAT/Att.	2/2
2-PT/Att.	0/0
Safeties	0
Points	2
FIELD GOALS	3
Made/Att.	3/3
Long	45
Blocked	0
Points	9
RETURNS	0
Punt Ret./Yds.	0/0
Long	0
Kickoff Ret./Yds.	0/0
Long	0

2011 POSTSEASON OPENING DRIVES (STEELERS)

	1 st HALF			2 nd HALF		
<u>STEELERS</u>	<u>POINTS</u>	<u>1ST DOWNS</u>	<u>YDS</u>	<u>POINTS</u>	<u>1ST DOWNS</u>	<u>YDS</u>
Jan. 8 at Den	3	2	53	7	5	87
TOTAL	3	2	53	7	5	87

2011 POSTSEASON OPENING DRIVES (Opponents)

	1 st HALF			2 nd HALF		
<u>OPPONENTS</u>	<u>POINTS</u>	<u>1ST DOWNS</u>	<u>YDS</u>	<u>POINTS</u>	<u>1ST DOWNS</u>	<u>YDS</u>
Jan. 8 at Den	0	0	3	0	3	42
TOTAL	0	0	3	0	3	42



TOP INDIVIDUAL PERFORMANCES

TOP STEELERS PERFORMANCES IN 2011 POSTSEASON

Rushing Yards (100 or More)

Player	Opponent	Date	No.	Yds.	Avg.	LG	TD
Isaac Redman	Denver	1/8/12	17	121	7.1	32	0

Receiving Yards (100 or More)

Player	Opponent	Date	No.	Yds.	Avg.	LG	TD
--------	----------	------	-----	------	------	----	----

Passing Yards (300 or More)

Player	Opponent	Date	Att.	Comp.	Yds.	TD	Int.
--------	----------	------	------	-------	------	----	------

TOP OPPONENT INDIVIDUAL PERFORMANCES IN 2011 POSTSEASON

Rushing Yards (100 or More)

Player	Opponent	Date	No.	Yds.	Avg.	LG	TD
--------	----------	------	-----	------	------	----	----

Receiving Yards (100 or More)

Player	Opponent	Date	No.	Yds.	Avg.	LG	TD
Demaryius Thomas	Denver	1/8/12	4	204	51.0	80	1

Passing Yards (300 or More)

Player	Opponent	Date	Att.	Comp.	Yds.	TD	Int.
Tim Tebow	Denver	1/18/12	21	10	316	2	0

MISCELLANEOUS DEFENSE

QUARTERBACK SACKS (0-0)

1/8 at Denver (0)

Individual Totals

<u>Player</u>	<u>Total</u>
Team Totals	0.0

QUARTERBACK HURRIES/PRESSURES (6)

1/8 at Denver (6) Harrison (1), Heyward (1), Hood (1), McLendon (1), Timmons (1), Woodley (1)

Individual Totals

<u>Player</u>	<u>Total</u>
Harrison	1
Heyward	1
Hood	1
McLendon	1
Timmons	1
Woodley	1
Team Totals	6

PASSES DEFENSED (1)

1/8 at Denver (1) Polamalu (1)

Individual Totals

<u>Player</u>	<u>Total</u>
Polamalu	1
Team Totals	1

BLOCKED KICKS by Pittsburgh (0)

1/8 at Denver (0)

BLOCKED KICKS by Opponents (0)

1/8 at Denver (0)

FORCED TURNOVERS & RESULTS

STEELERS GIVEAWAYS (1)

1/8 at Denver (1) INT (Roethlisberger) – Made FG (Prater)

STEELERS TAKEAWAYS (1)

1/8 at Denver (1) FUM (McGahee) – TD Pass (Roethlisberger to Cotchery)

TURNOVERS

		OFFENSE			DEFENSE			MISC.		Season Cumulative	AFC Rank	NFL Rank
		Giveaways			Takeaways			Fum/	Game			
		Fum	Int	Tot	Fum	Int	Tot	Rec	Net			
1/8	at Denver	0	1	1	1	0	0	0/0	0	0	2t	2t

t = Tied for Position

OPPOSING QUARTERBACKS vs. STEELERS

Date	Opponent	Quarterback	Att.	Comp.	Pct.	Yds.	Yds./Att	TD	Int	Sk	Yds.	
											Lst	Rtg.
1/8	at Denver	Tim Tebow	21	10	47.6	316	31.6	2	0	0	0	125.6

BY THE HALF...RUNNING BACKS

ISAAC REDMAN

RUSHING

Date	Opponent	FIRST HALF					SECOND HALF				
		Att	Yds	Avg	Lg	TD	Att	Yds	Avg	Lg	TD
1/8	at Denver	11	44	4.0	13	0	6	77	12.8	32	0
POSTSEASON TOTALS		11	44	4.0	13	0	6	77	12.8	32	0

RECEIVING

Date	Opponent	FIRST HALF					SECOND HALF				
		Rec	Yds	Avg	Lg	TD	Rec	Yds	Avg	Lg	TD
1/8	at Denver	0	0	0.0	0	0	2	21	10.5	12	0
POSTSEASON TOTALS		0	0	0.0	0	0	2	21	10.5	12	0

JOHN CLAY

RUSHING

Date	Opponent	FIRST HALF					SECOND HALF				
		Att	Yds	Avg	Lg	TD	Att	Yds	Avg	Lg	TD
1/8	at Denver	1	1	1.0	1	0	0	0	0.0	0	0
POSTSEASON TOTALS		1	1	1.0	1	0	0	0	0.0	0	0

RECEIVING

Date	Opponent	FIRST HALF					SECOND HALF				
		Rec	Yds	Avg	Lg	TD	Rec	Yds	Avg	Lg	TD
1/8	at Denver	0	0	0.0	0	0	0	0	0.0	0	0
POSTSEASON TOTALS		0	0	0.0	0	0	0	0	0.0	0	0

CHAD SPANN

RUSHING

Date	Opponent	FIRST HALF					SECOND HALF				
		Att	Yds	Avg	Lg	TD	Att	Yds	Avg	Lg	TD
1/8	at Denver	0	0	0.0	0	0	0	0	0.0	0	0
POSTSEASON TOTALS		0	0	0.0	0	0	0	0	0.0	0	0

RECEIVING

Date	Opponent	FIRST HALF					SECOND HALF				
		Rec	Yds	Avg	Lg	TD	Rec	Yds	Avg	Lg	TD
1/8	at Denver	0	0	0.0	0	0	0	0	0.0	0	0
POSTSEASON TOTALS		0	0	0.0	0	0	0	0	0.0	0	0

MEWELDE MOORE

RUSHING

Date	Opponent	FIRST HALF					SECOND HALF				
		Att	Yds	Avg	Lg	TD	Att	Yds	Avg	Lg	TD
1/8	at Denver					INACTIVE	0	0	0.0	0	0
POSTSEASON TOTALS		0	0	0.0	0	0	0	0	0.0	0	0

RECEIVING

Date	Opponent	FIRST HALF					SECOND HALF				
		Rec	Yds	Avg	Lg	TD	Rec	Yds	Avg	Lg	TD
1/8	at Denver					INACTIVE	0	0	0.0	0	0
POSTSEASON TOTALS		0	0	0.0	0	0	0	0	0.0	0	0

BY THE HALF...WIDE RECEIVERS

EMMANUEL SANDERS

RECEIVING

Date	Opponent	FIRST HALF					SECOND HALF				
		Rec	Yds	Avg	Lg	TD	Rec	Yds	Avg	Lg	TD
1/8	at Denver	3	30	10.0	17	0	3	51	17.0	18	0
POSTSEASON TOTALS		3	30	10.0	17	0	3	51	17.0	18	0

ANTONIO BROWN

RECEIVING

Date	Opponent	FIRST HALF					SECOND HALF				
		Rec	Yds	Avg	Lg	TD	Rec	Yds	Avg	Lg	TD
1/8	at Denver	2	30	15.0	25	0	3	40	13.3	20	0
POSTSEASON TOTALS		2	30	15.0	25	0	3	40	13.3	20	0

RUSHING

Date	Opponent	FIRST HALF					SECOND HALF				
		Att	Yds	Avg	Lg	TD	Att	Yds	Avg	Lg	TD
1/8	at Denver	0	0	0.0	0	0	1	18	18.0	18	0
POSTSEASON TOTALS		0	0	0.0	0	0	1	18	18.0	18	0

JERRICHO COTCHERY

RECEIVING

Date	Opponent	FIRST HALF					SECOND HALF				
		Rec	Yds	Avg	Lg	TD	Rec	Yds	Avg	Lg	TD
1/8	at Denver	0	0	0.0	0	0	1	31	31.0	31t	1
POSTSEASON TOTALS		0	0	0.0	0	0	1	31	31.0	31t	1

MIKE WALLACE

RECEIVING

Date	Opponent	FIRST HALF					SECOND HALF				
		Rec	Yds	Avg	Lg	TD	Rec	Yds	Avg	Lg	TD
1/8	at Denver	3	26	8.7	17	0	0	0	0.0	0	0
POSTSEASON TOTALS		3	26	8.7	17	0	0	0	0.0	0	0

RUSHING

Date	Opponent	FIRST HALF					SECOND HALF				
		Att	Yds	Avg	Lg	TD	Att	Yds	Avg	Lg	TD
1/8	at Denver	0	0	0.0	0	0	1	1	1.0	1t	1
POSTSEASON TOTALS		0	0	0.0	0	0	1	1	1.0	1t	1

HINES WARD

RECEIVING

Date	Opponent	FIRST HALF					SECOND HALF				
		Rec	Yds	Avg	Lg	TD	Rec	Yds	Avg	Lg	TD
1/8	at Denver	0	0	0.0	0	0	0	0	0.0	0	0
POSTSEASON TOTALS		0	0	0.0	0	0	0	0	0.0	0	0

ARNAZ BATTLE

RECEIVING

Date	Opponent	FIRST HALF					SECOND HALF				
		Rec	Yds	Avg	Lg	TD	Rec	Yds	Avg	Lg	TD
1/8	at Denver	0	0	0.0	0	0	0	0	0.0	0	0
POSTSEASON TOTALS		0	0	0.0	0	0	0	0	0.0	0	0

INACTIVE

BY THE HALF...TIGHT ENDS

HEATH MILLER

RECEIVING

Date	Opponent	FIRST HALF					SECOND HALF				
		Rec	Yds	Avg	Lg	TD	Rec	Yds	Avg	Lg	TD
1/8	at Denver	3	48	16.0	33	0	2	12	6.0	10	0
POSTSEASON TOTALS		3	48	16.0	33	0	2	12	6.0	10	0

DAVID JOHNSON

RECEIVING

Date	Opponent	FIRST HALF					SECOND HALF				
		Rec	Yds	Avg	Lg	TD	Rec	Yds	Avg	Lg	TD
1/8	at Denver	0	0	0.0	0	0	0	0	0.0	0	0
POSTSEASON TOTALS		0	0	0.0	0	0	0	0	0.0	0	0

WESLYE SAUNDERS

RECEIVING

Date	Opponent	FIRST HALF					SECOND HALF				
		Rec	Yds	Avg	Lg	TD	Rec	Yds	Avg	Lg	TD
1/8	at Denver	0	0	0.0	0	0	0	0	0.0	0	0
POSTSEASON TOTALS		0	0	0.0	0	0	0	0	0.0	0	0

BY THE HALF...QUARTERBACKS

BEN ROETHLISBERGER

PASSING

FIRST HALF									
Date	Opponent	Att	Cmp	Pct	Yds	TD	Int	Lg	Rtg
1/8	at Denver	23	11	47.8	134	0	1	33	48.1
POSTSEASON TOTALS		23	11	47.8	134	0	1	33	48.1

SECOND HALF									
Date	Opponent	Att	Cmp	Pct	Yds	TD	Int	Lg	Rtg
1/8	at Denver	17	11	64.7	155	1	0	31t	113.6
POSTSEASON TOTALS		17	11	64.7	155	1	0	31t	113.6

RUSHING

Date	Opponent	FIRST HALF					SECOND HALF				
		Att	Yds	Avg	Lg	TD	Att	Yds	Avg	Lg	TD
1/8	at Denver	1	0	0.0	0	0	2	15	7.5	9	0
POSTSEASON TOTALS		1	0	0.0	0	0	2	15	7.5	9	0

CHARLIE BATCH

PASSING

FIRST HALF									
Date	Opponent	Att	Cmp	Pct	Yds	TD	Int	Lg	Rtg
1/8	at Denver	DID NOT PLAY							
POSTSEASON TOTALS		0	0	0.0	0	0	0	0	0.0

SECOND HALF									
Date	Opponent	Att	Cmp	Pct	Yds	TD	Int	Lg	Rtg
1/8	at Denver	DID NOT PLAY							
POSTSEASON TOTALS		0	0	0.0	0	0	0	0	0.0

RUSHING

Date	Opponent	FIRST HALF					SECOND HALF				
		Att	Yds	Avg	Lg	TD	Att	Yds	Avg	Lg	TD
1/8	at Denver	DID NOT PLAY									
POSTSEASON TOTALS		0	0	0.0	0	0	0	0	0.0	0	0

DENNIS DIXON

PASSING

FIRST HALF

Date	Opponent	Att	Cmp	Pct	Yds	TD	Int	Lg	Rtg
1/8	at Denver								
DID NOT PLAY									
POSTSEASON TOTALS		0	0	0.0	0	0	0	0	0.0

SECOND HALF

Date	Opponent	Att	Cmp	Pct	Yds	TD	Int	Lg	Rtg
1/8	at Denver								
DID NOT PLAY									
POSTSEASON TOTALS		0	0	0.0	0	0	0	0	0.0

RUSHING

Date	Opponent	FIRST HALF					SECOND HALF				
		Att	Yds	Avg	Lg	TD	Att	Yds	Avg	Lg	TD
1/8	at Denver										
DID NOT PLAY											
POSTSEASON TOTALS		0	0	0.0	0	0	0	0	0.0	0	0



Steelers Postseason History

- ◆ **Steelers in the Postseason**
- ◆ **Steelers Postseason Experience**
- ◆ **Steelers Postseason Records**
- ◆ **Steelers Postseason Game Summaries**



PITTSBURGH STEELERS IN THE POSTSEASON

(33-22)

Year	Record	Game	Date	Opponent	Att.	Steelers	Opp.	Result
1947	8-4	Eastern Division Playoff	12/21/47	Philadelphia	35,729	0	21	L
1962	9-5	Playoff Bowl	1/6/63	Detroit	36,284	10	17	L
1972*	11-3	AFC Divisional Playoff	12/23/72	Oakland	50,327	13	7	W
		AFC Championship	12/31/72	Miami	50,845	17	21	L
1973	10-4	AFC Divisional Playoff	12/22/73	at Oakland	52,646	14	33	L
1974*+	10-3-1	AFC Divisional Playoff	12/22/74	Buffalo	49,841	32	14	W
		AFC Championship	12/29/74	at Oakland	53,800	24	13	W
		Super Bowl IX	1/12/75	Minnesota	80,997	16	6	W
1975*+	12-2	AFC Divisional Playoff	12/27/75	Baltimore	49,557	28	10	W
		AFC Championship	1/4/76	Oakland	50,609	16	10	W
		Super Bowl X	1/18/76	Dallas	80,187	21	17	W
1976*	10-4	AFC Divisional Playoff	12/19/76	at Baltimore	59,296	40	14	W
		AFC Championship	12/26/76	at Oakland	53,821	7	24	L
1977*	9-5	AFC Divisional Playoff	12/24/77	at Denver	75,059	21	34	L
1978*+	14-2	AFC Divisional Playoff	12/30/78	Denver	50,230	33	10	W
		AFC Championship	1/7/79	Houston	50,725	34	5	W
		Super Bowl XIII	1/21/79	Dallas	79,484	35	31	W
1979*+	12-4	AFC Divisional Playoff	12/30/79	Miami	50,214	34	14	W
		AFC Championship	1/6/80	Houston	50,475	27	13	W
		Super Bowl XIV	1/20/80	L.A. Rams	103,985	31	19	W
1982	6-3	AFC Tournament	1/9/83	San Diego	53,546	28	31	L
1983*	10-6	AFC Divisional Playoff	1/1/84	at L.A. Raiders	90,380	10	38	L
1984*	9-7	AFC Divisional Playoff	12/30/84	at Denver	74,981	24	17	W
		AFC Championship	1/6/85	at Miami	76,029	28	45	L
1989	9-7	AFC Wild Card Game	12/31/89	at Houston	58,306	26	23	OT W
		AFC Divisional Playoff	1/7/90	at Denver	75,868	23	24	L
1992*	11-5	AFC Divisional Playoff	1/9/93	Buffalo	60,407	3	24	L
1993	9-7	AFC Wild Card Game	1/8/94	at Kansas City	75,868	24	27	OT L
1994*	12-4	AFC Divisional Playoff	1/7/95	Cleveland	58,185	29	9	W
		AFC Championship	1/15/95	San Diego	61,545	13	17	L
1995*+	11-5	AFC Divisional Playoff	1/6/96	Buffalo	50,072	40	21	W
		AFC Championship	1/14/96	Indianapolis	61,062	20	16	W
		Super Bowl XXX	1/28/96	Dallas	76,347	17	27	L
1996*	10-6	AFC Wild Card Game	12/29/96	Indianapolis	58,078	42	14	W
		AFC Divisional Playoff	1/5/97	at New England	60,188	3	28	L
1997*	11-5	AFC Divisional Playoff	1/3/98	New England	61,228	7	6	W
		AFC Championship	1/11/98	Denver	61,382	21	24	L
2001*	13-3	AFC Divisional Playoff	1/20/02	Baltimore	63,976	27	10	W
		AFC Championship	1/27/02	New England	64,704	17	24	L
2002#	10-5-1	AFC Wild Card Game	1/5/03	Cleveland	62,595	36	33	W
		AFC Divisional Playoff	1/11/03	at Tennessee	68,809	31	34	OT L
2004#	15-1	AFC Divisional Playoff	1/15/05	N.Y. Jets	64,915	20	17	OT W
		AFC Championship	1/23/05	New England	65,242	27	41	L
2005+	11-5	AFC Wild Card Game	1/8/06	at Cincinnati	65,870	31	17	W
		AFC Divisional Playoff	1/15/06	at Indianapolis	57,449	21	18	W
		AFC Championship Game	1/22/06	at Denver	76,174	34	17	W
		Super Bowl XL	2/5/06	Seattle	68,206	21	10	W
2007#	10-6	AFC Wild Card Game	1/5/08	Jacksonville	63,629	29	31	L
2008#+	12-4	AFC Divisional Playoff	1/11/09	San Diego	63,899	35	24	W
		AFC Championship Game	1/18/09	Baltimore	65,350	23	14	W
		Super Bowl XLIII	2/1/09	Arizona	70,774	27	23	W
2010#	12-4	AFC Divisional Playoff	1/15/11	Baltimore	64,879	31	24	W
		AFC Championship Game	1/23/11	New York Jets	66,662	24	19	W
		Super Bowl XLV	2/6/11	Green Bay	103,219	25	31	L
2011	12-4	AFC Wild Card Game	1/8/12	at Denver	75,970	23	29	OT L

* AFC Central Champion + AFC Champion #AFC North Champion

PLAYOFF BERTHS SINCE 1970 MERGER

PITTSBURGH.....	26
Dallas.....	26
Minnesota.....	24
Miami.....	22
San Francisco.....	22
Philadelphia.....	19
St. Louis.....	19
Indianapolis.....	19
Denver.....	18
Oakland.....	18

CONSECUTIVE PLAYOFF VICTORIES

New England (2002-05).....	10
Green Bay (1961-62, 1965-67).....	9
PITTSBURGH (1974-76).....	7
San Francisco (1988-90).....	7
Dallas (1992-94).....	7
Denver (1997-1998).....	7

DIVISION TITLES SINCE 1970 MERGER

PITTSBURGH.....	20
San Francisco.....	18
Dallas.....	17
Minnesota.....	16
Oakland.....	13
Indianapolis.....	13
Miami.....	12
New England.....	12
Denver.....	11
St. Louis.....	11
Chicago.....	10

2011 STEELERS EXPERIENCE IN THE POSTSEASON

STEELERS WITH POSTSEASON EXPERIENCE AS STEELERS (47):

18 games	(1)	-	WR Hines Ward
16 games	(4)	-	LB James Farrior, LB Larry Foote, NT Casey Hampton, DE Brett Kiesel
14 games	(3)	-	S Troy Polamalu, QB Ben Roethlisberger, CB Ike Taylor
12 games	(3)	-	LB James Harrison, CB Bryant McFadden, TE Heath Miller
10 games	(1)	-	OT Max Starks
9 games	(1)	-	LS Greg Warren
8 games	(5)	-	CB Anthony Madison, CB William Gay, OG Chris Kemoeatu, LB Lawrence Timmons, LB LaMarr Woodley
6 games	(3)	-	S Ryan Clark, OG Trai Essex, RB Mewelde Moore
4 games	(15)	-	WR Arnaz Battle, WR Antonio Brown, OG Ramon Foster, DE Ziggy Hood, TE David Johnson, P Jeremy Kapinos, G/C Doug Legurksy, CB Keenan Lewis, S Ryan Mundy, RB Isaac Redman, WR Emmanuel Sanders, OT Jonathan Scott, K Shaun Suisham, LB Stevenson Sylvester, WR Mike Wallace
3 games	(1)	-	S Will Allen
2 games	(2)	-	C Maurkice Pouncey, LB Jason Worilds
1 game	(8)	-	<u>RB John Clay</u> , WR Jerricho Cotchery, S Damon Cromartie-Smith, <u>OT Marcus Gilbert</u> , <u>DE Cameron Heyward</u> , NT Steve McLendon, <u>TE Weslye Saunders</u> , <u>RB Chad Spann</u>

STEELERS WITH POSTSEASON EXPERIENCE ON OTHER NFL TEAMS (8):

9 games	(1)	-	WR Jerricho Cotchery (New York Jets)
3 games	(1)	-	LB James Farrior (New York Jets)
2 games	(5)	-	S Ryan Clark (Washington), RB Mewelde Moore (Minnesota), S Will Allen (Tampa Bay), K Shaun Suisham (Washington/Dallas), CB Bryant McFadden (Arizona)
1 game	(1)	-	P Jeremy Kapinos (Green Bay)

CURRENT STEELERS WITH NO POSTSEASON EXPERIENCE (6):

CB Cortez Allen, QB Charlie Batch, QB Dennis Dixon, LB Mortty Ivy, OT Jamon Meredith, DE Al Woods

NOTES:

QB Charlie Batch (leg) was on the Reserve/Injured List for the 2004 postseason...**NT Casey Hampton** (knee) missed the 2004 postseason due to injury...**LB James Harrison** missed the 2005 Divisional Game and AFC Championship Game with an ankle injury...**DE Aaron Smith** (arm) and **S Ryan Clark** (internal) missed the 2007 AFC Wild Card Game...**QB Charlie Batch** (leg) was on the Reserve/Injured List for the 2008 postseason...**RB Rashard Mendenhall** (shoulder) missed the 2008 postseason due to injury...**DE Aaron Smith** (arm) missed the 2010 postseason due to injury...**QB Dennis Dixon** (knee) and **OT Max Starks** (neck) were on the Reserve/Injured List for the 2010 postseason...**LB Jason Worilds** (knee) missed the 2010 AFC Divisional Game...**S Will Allen** (knee) missed the 2010 AFC Championship Game...**C Maurkice Pouncey** (ankle) missed Super Bowl XLV...**CB Cortez Allen** (shoulder), **S Ryan Clark** (illness), **RB Mewelde Moore** (knee) and **C Maurkice Pouncey** (ankle) missed the 2011 AFC Wild Card Game.

• Underline indicates rookies (6).

Pittsburgh Steelers Postseason Records

INDIVIDUAL RECORDS

SERVICE

MOST GAMES

19	Mel Blount (1970-83) Terry Bradshaw (1970-83) Franco Harris (1972-83)
18	Larry Brown (1972-83) Hines Ward (1998-Pres.)

SCORING

MOST TOTAL POINTS

CAREER

102	Franco Harris (1972-83)
85	Jeff Reed (2003-10)
81	Roy Gerela (1971-78)
72	John Stallworth (1974-87)

GAME

18	Franco Harris (12-22-74 vs. Buffalo)
16	Norm Johnson (1-6-96 vs. Buffalo)
14	Gary Anderson (12-31-89 at Houston)

MOST TOUCHDOWNS

CAREER

17	Franco Harris (1972-83)
12	John Stallworth (1974-87)
10	Hines Ward (1998-Pres.)
9	Lynn Swann (1974-82) Jerome Bettis (1996-05)

GAME

3	Franco Harris (12-22-74 vs. Buffalo)
2	Reggie Harrison (12-19-76 at Baltimore) Lynn Swann (12-19-76 at Baltimore) Franco Harris (12-30-78 vs. Denver) <i>John Stallworth (1-21-79 vs. Dallas)</i> <i>Franco Harris (1-20-80 vs. Los Angeles Rams)</i> Frank Pollard (12-30-84 at Denver) John Stallworth (1-6-85 at Miami) Bam Morris (1-6-96 vs. Buffalo) Kordell Stewart (12-29-96 vs. Indianapolis) Jerome Bettis (12-29-96 vs. Indianapolis) Amos Zereoue (1-20-02 vs. Baltimore) Hines Ward (1-11-03 at Tennessee) Willie Parker (1-11-09 vs. San Diego) Rashard Mendenhall (1-15-11 vs. Baltimore)

MOST FIELD GOALS

CAREER

16	Jeff Reed (2003-10)
15	Roy Gerela (1971-78) Gary Anderson (1982-94)
10	Norm Johnson (1997)

GAME

4	Gary Anderson (12-31-89 at Houston) Norm Johnson (1-6-95 vs. Buffalo)
3	Gary Anderson (1-7-90 at Denver)

Jeff Reed (1-11-03 at Tennessee)
Jeff Reed (1-18-09 vs. Baltimore)
Shaun Suisham (1-8-12 at Denver)

MOST CONSECUTIVE FIELD GOALS

CAREER

13	Gary Anderson (12-31-89 at Houston through 1-15-95 vs. San Diego)
----	---

LONGEST FIELD GOAL

50	Gary Anderson (12-31-89 at Houston) Norm Johnson (12-29-96 vs. Indianapolis)
48	Gary Anderson (12-31-89 at Houston)
47	Jeff Reed (1-22-06 at Denver)
46	<i>Norm Johnson (1-28-96 vs. Dallas)</i> Kris Brown (1-20-02 vs. Baltimore) Jeff Reed (1-18-09 vs. Baltimore)

MOST FIELD GOAL ATTEMPTS

CAREER

27	Roy Gerela (1971-78)
19	Gary Anderson (1982-94)
18	Jeff Reed (2002-10)
12	Norm Johnson (1995-97)

GAME

4	<i>Roy Gerela (1-18-76 vs. Dallas)</i> Roy Gerela (1-7-79 vs. Houston) Gary Anderson (12-30-84 at Denver) Gary Anderson (12-31-89 at Houston) Norm Johnson (1-6-96 vs. Buffalo) Roy Gerela (12-23-72 vs. Oakland) Roy Gerela (12-31-72 vs. Miami) Roy Gerela (1-4-76 vs. Oakland) Matt Bahr (1-6-80 vs. Houston) Gary Anderson (1-7-90 at Denver) Norm Johnson (1-14-96 vs. Indianapolis) Kris Brown (1-20-02 vs. Baltimore) Jeff Reed (1-18-09 vs. Baltimore) Shaun Suisham (1-8-12 at Denver)
3	Roy Gerela (12-23-72 vs. Oakland) Roy Gerela (12-31-72 vs. Miami) Roy Gerela (1-4-76 vs. Oakland) Matt Bahr (1-6-80 vs. Houston) Gary Anderson (1-7-90 at Denver) Norm Johnson (1-14-96 vs. Indianapolis) Kris Brown (1-20-02 vs. Baltimore) Jeff Reed (1-18-09 vs. Baltimore) Shaun Suisham (1-8-12 at Denver)

MOST EXTRA POINTS

CAREER

37	Jeff Reed (2003-10)
36	Roy Gerela (1971-78)

GAME

5	<i>Roy Gerela (1-21-79 vs. Dallas)</i> Jeff Reed (1-11-09 vs. San Diego)
4	Roy Gerela (1-21-79 vs. Baltimore) Roy Gerela (12-27-75 at Baltimore) Roy Gerela (1-7-79 vs. Houston) <i>Matt Bahr (1-20-80 vs. Los Angeles Rams)</i> Gary Anderson (1-9-83 at San Diego) Gary Anderson (1-6-85 at Miami) Norm Johnson (1-6-96 vs. Buffalo) Norm Johnson (12-29-96 vs. Indianapolis) Jeff Reed (1-5-03 vs. Cleveland) Jeff Reed (1-8-06 at Cincinnati)

Pittsburgh Steelers Postseason Records

Jeff Reed (1-22-06 at Denver)
Shaun Suisham (1-15-11 vs. Baltimore)

MOST EXTRA POINT ATTEMPTS

CAREER

38	Roy Gerela (1971-78)
37	Jeff Reed (2002-2010)
23	Gary Anderson (1982-94)

GAME

5	<i>Roy Gerela (1-21-79 vs. Dallas)</i> Matt Bahr (12-30-79 vs. Miami) Jeff Reed (1-11-09 vs. San Diego)
4	12 times, last time by Shaun Suisham (1-15-11 vs. Baltimore)

RUSHING

MOST YARDS RUSHING

CAREER

1,556	Franco Harris (1972-83)
674	Jerome Bettis (1996-05)
480	Rocky Bleier (1968, 1970-80)
471	Willie Parker (2004-09)

GAME

158	<i>Franco Harris (1-12-75 vs. Minnesota)</i>
153	Franco Harris (12-27-75 vs. Baltimore)
146	Willie Parker (1-11-09 vs. San Diego)
133	Barry Foster (1-7-95 vs. Cleveland)
132	Franco Harris (12-19-76 at Baltimore)
121	Rashard Mendenhall (1-23-11 vs. N.Y. Jets) Isaac Redman (1-8-12 at Denver)
120	Merril Hoge (1-7-90 at Denver)
111	Franco Harris (12-29-74 at Oakland)
106	Bam Morris (1-6-96 vs. Buffalo)
105	Franco Harris (12-30-78 vs. Denver) Jerome Bettis (1-11-98 vs. Denver)
104	Barry Foster (1-9-93 vs. Buffalo)
102	Jerome Bettis (12-29-96 vs. Indianapolis)

MOST RUSHING ATTEMPTS

CAREER

400	Franco Harris (1972-83)
199	Jerome Bettis (1996-05)
141	Rocky Bleier (1968, 1970-80)
127	Willie Parker (2005-09)
75	Bam Morris (1994-95)

GAME

34	<i>Franco Harris (1-12-75 vs. Minnesota)</i>
29	Franco Harris (12-29-74 at Oakland)
28	Franco Harris (12-24-77 at Denver)
27	Franco Harris (12-27-75 vs. Baltimore) Jerome Bettis (1-15-05 vs. N.Y. Jets) Willie Parker (1-11-09 vs. San Diego) Rashard Mendenhall (1-23-11 vs. N.Y. Jets)
25	Leroy Thompson (1-8-94 at Kansas City) Bam Morris (1-6-96 vs. Buffalo) Jerome Bettis (12-29-96 vs. Indianapolis) Jerome Bettis (1-3-98 vs. New England)

MOST RUSHING TOUCHDOWNS

CAREER

16	Franco Harris (1972-83)
9	Jerome Bettis (1996-05)
4	Rocky Bleier (1968, 1970-80) Bam Morris (1994-96) Kordell Stewart (1995-02) Amos Zereoue (2001-02) Rashard Mendenhall (2008-Pres.)

GAME

3	Franco Harris (12-22-74 vs. Buffalo)
2	Franco Harris (12-29-74 at Oakland) Reggie Harrison (12-19-76 at Baltimore) Franco Harris (12-30-78 vs. Denver) <i>Franco Harris (1-20-80 vs. L.A. Rams)</i> Frank Pollard (12-30-84 at Denver) Bam Morris (1-6-96 vs. Buffalo) Kordell Stewart (12-29-96 vs. Indianapolis) Jerome Bettis (12-29-96 vs. Indianapolis) Amos Zereoue (1-20-02 vs. Baltimore) Najeh Davenport (1-5-08 vs. Jacksonville) Willie Parker (1-11-09 vs. San Diego) Rashard Mendenhall (1-15-11 vs. Baltimore)

HIGHEST AVERAGE PER RUSH (Min. 20 Attempts)

CAREER

7.1	Isaac Redman (2010-Pres.)
6.3	Merril Hoge (1987-93)
5.3	Terry Bradshaw (1970-83)
4.7	Walter Abercrombie (1983-1984)
4.4	Barry Foster (1990-94)
4.3	Tim Worley (1989)
4.0	Reggie Harrison (1974-1976)
3.9	Franco Harris (1972-83)
3.8	Rashard Mendenhall (2008-Pres.) Duce Staley (2004-2005)

LONGEST RUNS FROM SCRIMMAGE

75	<i>Willie Parker (2-5-06 vs. Seattle)</i>
50	Franco Harris (12-19-76 at Baltimore)
49	Merril Hoge (12-31-89 at Houston)
45	Merril Hoge (1-7-90 at Denver)
40	Kordell Stewart (1-3-98 vs. New England)
36	Amos Zereoue (1-5-03 vs. Cleveland)
35	Rashard Mendenhall (1-23-11 vs. N.Y. Jets)
34	Kordell Stewart (1-27-02 vs. New England)
33	Kordell Stewart (1-11-98 vs. Denver)
32	Isaac Redman (1-8-12 at Denver)

PASSING

MOST YARDS PASSING

CAREER

3,833	Terry Bradshaw (1970-83)
3,150	Ben Roethlisberger (2004-Pres.)

GAME

367	Tommy Maddox (1-5-03 vs. Cleveland)
349	Neil O'Donnell (1-15-95 vs. San Diego)
337	Ben Roethlisberger (1-5-08 vs. Jacksonville)
325	Terry Bradshaw (1-9-83 vs. San Diego)

Pittsburgh Steelers Postseason Records

318 Terry Bradshaw (1-21-79 vs. Dallas)
 312 Mark Malone (1-6-85 at Miami)
 309 Terry Bradshaw (1-20-80 vs. Los Angeles Rams)

57.3% Tommy Maddox (51-89, 2002-2005)
 57.2% Terry Bradshaw (261-456, 1970-83)

GAME

83.3% Mike Kruczek (5-6, 12-19-76 at Baltimore)
73.7% Ben Roethlisberger (14-19, 1-8-06 at Cincinnati)
72.4% Ben Roethlisberger (21-29, 1-22-06 at Denver)
 71.8% Terry Bradshaw (28-39, 1-9-83 vs. San Diego)
71.0% Ben Roethlisberger (21-30, 2-1-09 vs. Arizona)

MOST PASSING ATTEMPTS

CAREER

456 Terry Bradshaw (1970-83)
409 Ben Roethlisberger (2004-Pres.)
 273 Neil O'Donnell (1990-95)
 142 Kordell Stewart (1995-02)
 89 Tommy Maddox (2001-02)

GAME

54 Neil O'Donnell (1-15-95 vs. San Diego)
 49 Neil O'Donnell (1-28-96 vs. Dallas)
 48 Tommy Maddox (1-5-03 vs. Cleveland)
42 Ben Roethlisberger (1-5-08 vs. Jacksonville)
 Kordell Stewart (1-27-02 vs. New England)
 Neil O'Donnell (1-8-94 at Kansas City)
 41 Neil O'Donnell (1-14-96 vs. Indianapolis)
 Tommy Maddox (1-11-03 at Tennessee)
40 Ben Roethlisberger (2-6-11 vs. Green Bay)
Ben Roethlisberger (1-8-12 at Denver)

MOST TOUCHDOWN PASSES

CAREER

30 Terry Bradshaw (1970-83)
20 Ben Roethlisberger (2004-Pres.)
 9 Neil O'Donnell (1990-95)

GAME

4 Terry Bradshaw (1-21-79 vs. Dallas)
3 Terry Bradshaw (12-19-76 at Baltimore)
 Mark Malone (1-6-85 at Miami)
 Neil O'Donnell (1-8-94 at Kansas City)
 Tommy Maddox (1-5-03 vs. Cleveland)
Ben Roethlisberger (1-8-06 at Cincinnati)

MOST PASSES COMPLETED

CAREER

261 Terry Bradshaw (1970-83)
248 Ben Roethlisberger (2004-Pres.)
 158 Neil O'Donnell (1990-95)
 69 Kordell Stewart (1995-02)
 51 Tommy Maddox (2001-02)

GAME

32 Neil O'Donnell (1-15-95 vs. San Diego)
 30 Tommy Maddox (1-5-03 vs. Cleveland)
29 Ben Roethlisberger (1-5-08 vs. Jacksonville)
 Terry Bradshaw (1-9-83 vs. San Diego)
 Neil O'Donnell (1-28-96 vs. Dallas)
25 Neil O'Donnell (1-14-96 vs. Indianapolis)
Ben Roethlisberger (2-6-11 vs. Green Bay)
 24 Kordell Stewart (1-27-02 vs. New England)
 23 Neil O'Donnell (1-8-94 at Kansas City)
22 Ben Roethlisberger (1-8-12 at Denver)
 21 Terry Bradshaw (12-30-79 vs. Miami)
Ben Roethlisberger (1-22-06 at Denver)
Ben Roethlisberger (2-1-09 vs. Arizona)
 20 Mark Malone (1-6-85 at Miami)

MOST PASSES HAD INTERCEPTED

CAREER

26 Terry Bradshaw (1970-83)

GAME

3 Terry Bradshaw (12-22-73 at Oakland)
 Terry Bradshaw (1-4-76 vs. Oakland)
 Terry Bradshaw (12-24-77 at Denver)
 Terry Bradshaw (1-20-80 vs. Los Angeles Rams)
 Mark Malone (1-6-85 at Miami)
 Neil O'Donnell (1-28-96 vs. Dallas)
 Kordell Stewart (1-11-98 vs. Denver)
 Kordell Stewart (1-27-02 vs. New England)
 Tommy Maddox (1-5-03 vs. Cleveland)
Ben Roethlisberger (1-23-05 vs. New England)
Ben Roethlisberger (1-5-08 vs. Jacksonville)

MOST CONSECUTIVE PASSES COMPLETED

15 Terry Bradshaw (1-9-83 vs. San Diego)

LONGEST PASS COMPLETIONS

76t Terry Bradshaw to Frank Lewis (12-19-76 at Baltimore)
 75t Terry Bradshaw to John Stallworth (1-21-79 vs. Dallas)
 73t Terry Bradshaw to John Stallworth (1-20-80 vs. L.A. Rams)

HIGHEST COMPLETION PERCENTAGE

CAREER (min. 25 pass attempts)

60.6% Ben Roethlisberger (248-409, 2004-Pres.)
 58.0% Mike Tomczak (29-50, 1993-1997)
 57.9% Neil O'Donnell (133-232, 1990-95)

RECEIVING

MOST RECEPTIONS

CAREER

88 Hines Ward (1998-Pres.)
 57 John Stallworth (1974-87)
 51 Franco Harris (1972-83)
 48 Lynn Swann (1974-82)
 43 Ernie Mills (1991-97)
40 Heath Miller (2005-Pres.)
 31 Andre Hastings (1993-96)

GAME

11 Franco Harris (1-9-83 vs. San Diego)
Hines Ward (1-5-03 vs. Cleveland)
 John Stallworth (12-30-78 vs. Denver)
 Andre Hastings (1-28-96 vs. Dallas)
Hines Ward (1-15-05 vs. N.Y. Jets)
Hines Ward (1-5-08 vs. Jacksonville)
9 Santonio Holmes (2-1-09 vs. Arizona)
Mike Wallace (2-6-11 vs. Green Bay)

Pittsburgh Steelers Postseason Records

8 Merril Hoge (1-7-90 at Denver)
Ernie Mills (1-9-93 vs. Buffalo,
1-15-95 vs. San Diego, 1-28-96 vs. Dallas)
Heath Miller (1-5-08 vs. Jacksonville)

6 Bobby Walden (1-12-75 vs. Minnesota)
Mark Royals (1-8-94 at Kansas City)
Bobby Walden (12-23-72 vs. Oakland)
Josh Miller (1-20-02 vs. Baltimore)
Josh Miller (1-27-02 vs. New England)
Tom Rouen (1-11-03 at Tennessee)

MOST YARDS RECEIVING

CAREER

1,181 Hines Ward (1998-Pres.)
1,054 John Stallworth (1974-87)
907 Lynn Swann (1974-82)
587 Ernie Mills (1991-1997)
504 Franco Harris (1972-83)
497 Heath Miller (2005-Pres.)

GAME

161 Lynn Swann (1-18-76 vs. Dallas)
156 John Stallworth (12-30-78 vs. Denver)
135 Hines Ward (1-5-08 vs. Jacksonville)
131 Santonio Holmes (2-1-09 vs. Arizona)
124 Lynn Swann (1-21-79 vs. Dallas)
123 Hines Ward (2-5-06 vs. Seattle)
121 John Stallworth (1-20-80 vs. Los Angeles Rams)
117 Ernie Mills (1-7-95 vs. Cleveland)
116 John Stallworth (1-9-83 vs. San Diego)
115 John Stallworth (1-21-79 vs. Dallas)
111 John Stallworth (1-6-85 at Miami)

MOST TOUCHDOWNS RECEIVING

CAREER

12 John Stallworth (1974-87)
10 Hines Ward (1998-Pres.)
9 Lynn Swann (1974-82)
4 Heath Miller (2005-Pres.)
3 Santonio Holmes (2006-2009)
Plaxico Burress (2001-2004)

GAME

2 Lynn Swann (12-19-73 at Baltimore)
John Stallworth (1-21-79 vs. Dallas)
John Stallworth (1-6-85 at Miami)
Hines Ward (1-11-03 at Tennessee)

MOST CONSECUTIVE GAMES CAUGHT PASS

17 John Stallworth (12-29-74 at Oakland to 1-6-85 at Miami)
Hines Ward (1-20-02 vs. Baltimore to 2-6-11 vs. Green Bay)
13 Lynn Swann (12-27-75 vs. Baltimore to 1-9-83 vs. San Diego)

SPECIAL TEAMS

MOST PUNTS

CAREER

49 Bobby Walden (1968-77)
36 Josh Miller (1996-2001)
26 Craig Colquitt (1978-81, 83-84)
Chris Gardocki (2004-2005)

GAME

9 Josh Miller (1-5-97 at New England, 1-3-98 vs. New England)
8 Craig Colquitt (1-1-84 at Los Angeles Raiders)
7 Mitch Berger (1-18-09 vs. Baltimore)
Bobby Walden (12-26-76 at Oakland)

HIGHEST PUNTING AVERAGE (Minimum 10 punts)

CAREER

47.4 Jeremy Kapinos (2007-Pres.)
42.9 Chris Gardocki (2004-2005)
42.5 Mitch Berger (2008)
42.1 Craig Colquitt (1978-81, 1983-84)
42.0 Josh Miller (1996-97)
41.7 Mark Royals (1992-94)

GAME

53.0 Craig Colquitt (1-7-79 vs. Houston)
51.3 Bobby Walden (12-31-72 vs. Miami)
51.0 Craig Colquitt (1-6-80 vs. Houston)
51.0 Jeremy Kapinos (2-6-11 vs. Green Bay)
48.7 Chris Gardocki (2-5-06 vs. Seattle)

LONGEST PUNTS

66 Craig Colquitt (1-6-80 vs. Houston)
62 Jeremy Kapinos (1-8-12 at Denver)
61 Bobby Walden (12-23-72 vs. Oakland)
60 Bobby Walden (12-31-72 vs. Miami)
Chris Gardocki (2-5-06 vs. Seattle)
59 Bobby Walden (1-18-76 vs. Dallas)
Josh Miller (12-29-96 vs. Indianapolis)
56 Jeremy Kapinos (2-6-11 vs. Green Bay)
55 Rick Engles (12-24-77 at Denver)
Mark Royals (1-15-95 vs. San Diego)
Rohn Stark (1-28-96 vs. Dallas)
Jeremy Kapinos (1-15-11 vs. Baltimore)

MOST PUNT RETURNS

CAREER

26 Antwaan Randle El (2002-05, 2010)
23 Theo Bell (1976, 1978-80)
14 Glen Edwards (1971-77)
12 Lynn Swann (1974-82)

GAME

6 Theo Bell (1-7-79 vs. Houston)
5 *Theo Bell (1-21-79 vs. Dallas)*
Jim Smith (12-24-77 at Denver)
Jahine Arnold (1-5-97 at New England)
Antwaan Randle El (1-15-06 at Indianapolis)

MOST YARDS PUNT RETURNS

CAREER

288 Antwaan Randle El (2002-05, 2010)
195 Theo Bell (1976, 1978-80)
133 Glen Edwards (1971-77)
111 Jahine Arnold (1996)
103 Santonio Holmes (2006-09)

GAME

91 Theo Bell (1-7-79 vs. Houston)
78 Will Blackwell (1-3-98 vs. New England)

Pittsburgh Steelers Postseason Records

77	Jahine Arnold (12-29-96 vs. Indianapolis)
	Antwaan Randle El (1-5-03 vs. Cleveland)
73	Santonio Holmes (1-11-09 vs. San Diego)
65	Troy Edwards (1-20-02 vs. Baltimore)
53	Andre Hastings (1-14-96 vs. Indianapolis)
50	Antwaan Randle El (1-15-06 at Indianapolis)

MOST TOUCHDOWNS PUNT RETURNS

CAREER

1	Antwaan Randle El (1-5-03 vs. Cleveland)
	Santonio Holmes (1-11-09 vs. San Diego)

GAME

1	Antwaan Randle El (1-5-03 vs. Cleveland)
	Santonio Holmes (1-11-09 vs. San Diego)

HIGHEST AVERAGE PER PUNT RETURN

CAREER

14.7	Santonio Holmes (2006-09)
13.4	Troy Edwards (2001)
12.0	Andre Hastings (1993-95)
11.1	Jahine Arnold 1996-97)
	Antwaan Randle El (2002-05, 2010)

GAME

36.5	Santonio Holmes (1-11-09 vs. San Diego)
21.0	Jack Deloplaine (12-30-78 vs. Denver)
20.0	Glen Edwards (12-22-73 at Oakland)
19.5	Will Blackwell (1-3-98 vs. New England)
19.3	Antwaan Randle El (1-5-03 vs. Cleveland)

LONGEST PUNT RETURNS

67t	Santonio Holmes (1-11-09 vs. San Diego)
66t	Antwaan Randle El (1-5-03 vs. Cleveland)
58	Will Blackwell (1-3-98 vs. New England)
35	Troy Edwards (1-20-02 vs. Baltimore)
33	Andre Hastings (1-14-96 vs. Indianapolis)

MOST KICKOFF RETURNS

CAREER

17	Ernie Mills (1991-96)
16	Larry Anderson (1978-81)
11	Ike Taylor (2004-Pres.)
	Antonio Brown (2010-Pres.)
10	Rod Woodson (1987-94)
	Antwaan Randle El (2002-2005, 2010)

GAME

5	<i>Larry Anderson (1-20-80 vs. Los Angeles Rams)</i>
	Rich Erenberg (1-6-85 at Miami)
	Ernie Mills (1-5-97 at New England)
	Troy Edwards (1-27-02 vs. New England)
	Najeh Davenport (1-5-08 vs. Jacksonville)
4	Preston Pearson (12-22-73 at Oakland)
	Larry Anderson (1-6-80 vs. Houston)
	Larry Anderson (1-9-83 vs. San Diego)
	Henry Odom (1-1-84 at Los Angeles Raiders)
	Rod Woodson (12-31-89 at Houston)
	Charles Johnson (1-15-95 vs. San Diego)
	Ernie Mills (1-14-96 vs. Indianapolis, 1-28-96 vs. Dallas)
	Will Blackwell (1-3-98 vs. New England)
	Hank Poteat (1-5-03 vs. Cleveland)

Antonio Brown (1-15-11 vs. Baltimore)
Antonio Brown (2-6-11 vs. Green Bay)

MOST KICKOFF RETURN YARDS

CAREER

387	Larry Anderson (1978-81)
354	Ernie Mills (1991-996)
241	Antonio Brown (2010-Pres.)
206	Preston Pearson (1971-74)

GAME

162	<i>Larry Anderson (1-20-80 vs. Los Angeles Rams)</i>
106	Rich Erenberg (1-6-85 at Miami)
99	Ernie Mills (1-5-97 at New England)
96	Ernie Mills (1-14-96 vs. Indianapolis)
88	Antonio Brown (2-6-11 vs. Green Bay)

MOST TOUCHDOWNS / KICKOFF RETURNS

CAREER

0

GAMES

0

HIGHEST AVERAGE PER KICKOFF RETURN

CAREER

38.0	Theo Bell (1976, 1978-80)
27.3	Mike Collier (1975)
27.0	Lee Mays (2002-2004)
25.6	Steve Davis (1972-74)
24.2	Larry Anderson (1978-81)

GAME

32.4	<i>Larry Anderson (1-20-80 vs. Los Angeles Rams)</i>
31.5	Preston Pearson (12-31-72 vs. Miami)
30.0	Steve Davis (12-22-74 vs. Buffalo)

LONGEST KICKOFF RETURNS

45	<i>Larry Anderson (1-20-80 vs. Los Angeles Rams)</i>
38	Antonio Brown (2-6-11 vs. Green Bay)
36	Ernie Mills (1-5-97 at New England)
	Ike Taylor (1-8-06 at Cincinnati)

INTERCEPTIONS

MOST INTERCEPTIONS

CAREER

5	Jack Ham (1971-82)
	Mike Wagner (1971-80)
4	Mel Blount (1970-83)
	Levon Kirkland (1992-1997)

GAME

2	Jack Ham (12-29-74 at Oakland)
	Mike Wagner (1-4-76 vs. Oakland)
	Brent Alexander (1-20-02 vs. Baltimore)

MOST YARDS / INTERCEPTION RETURNS

CAREER

100	James Harrison (2002-Pres.)
91	Mike Wagner (1971-80)
89	Glen Edwards (1971-77)

Pittsburgh Steelers Postseason Records

59 Mel Blount (1970-83)
58 Troy Polamalu (2003-Pres.)
56 Ike Taylor (2003-Pres.)

GAME

100 James Harrison (2-1-09 vs. Arizona)
40 Troy Polamalu (1-18-09 vs. Baltimore)
 35 Mike Wagner (1-4-76 vs. Oakland)
J.T. Thomas (1-18-76 vs. Dallas)
 32 Brent Alexander (1-20-02 vs. Baltimore)
31 Ike Taylor (1-5-08 vs. Jacksonville)
 28 Eric Williams (12-30-84 at Denver)
 27 Chad Scott (1-3-98 vs. New England)
 26 *Mike Wagner 1-12-75 vs. Minnesota)*
24 Ike Taylor (2-5-06 vs. Seattle)

MOST TOUCHDOWNS / INTERCEPTION RETURNS

CAREER

1 James Harrison (2-1-09 vs. Arizona)
Troy Polamalu (1-18-09 vs. Baltimore)

GAME

1 James Harrison (2-1-09 vs. Arizona)
Troy Polamalu (1-18-09 vs. Baltimore)

LONGEST INTERCEPTION RETURNS

100t James Harrison (2-1-09 vs. Arizona)
40t Troy Polamalu (1-18-09 vs. Baltimore)
 37 J.T. Thomas (12-29-74 at Oakland)
 35 *Glen Edwards (1-18-76 vs. Dallas)*
 32 Brent Alexander (1-20-02 vs. Baltimore)
31 Ike Taylor (1-5-08 vs. Jacksonville)
 28 Glen Edwards (12-31-72 vs. Miami)
 28 Eric Williams (12-30-84 at Denver)
 27 Chad Scott (1-3-98 vs. New England)
 26 Thomas Everett (1-7-90 at Denver)
Mike Wagner (1-12-75 vs. Minnesota)
 Glen Edwards (12-19-76 at Baltimore)

TEAM RECORDS

SCORING

MOST POINTS SCORED

42 vs. Indianapolis (12-29-96)
 40 vs. Buffalo (1-6-96), at Baltimore (12-19-76)
 36 vs. Cleveland (1-5-03)
 35 vs. *Dallas (1-21-79)*
 vs. San Diego (1-11-09)

MOST POINTS SCORED BY OPPONENT

45 at Miami (1-6-85)
 41 vs. New England (1-23-05)
 38 at Los Angeles Raiders (1-1-84)
 34 2 times, last time at Tennessee (1-11-03)

FEWEST POINTS SCORED

3 vs. Buffalo (1-9-93)
 at New England (1-5-97)
 7 at Oakland (12-26-76)
 vs. New England (1-3-98)

10 at Los Angeles Raiders (1-1-84)
 13 vs. Oakland (12-23-72)
 vs. San Diego (1-15-95)

FEWEST POINTS SCORED BY OPPONENT

5 vs. Houston (1-7-79)
 6 2 times, last time vs. New England (1-3-98)
 7 vs. Oakland (12-23-72)
 9 vs. Cleveland (1-7-95)
 10 vs. Denver (12-30-78)
 vs. Baltimore (12-27-75)
 vs. Oakland (1-4-76)
 vs. Baltimore (1-20-02)
 vs. *Seattle (2-5-06)*

MOST POINTS SCORED BY BOTH TEAMS

73 at Miami (1-6-85, Mia. 45, Pitt. 28)
 69 vs. Cleveland (1-5-03, Pitt. 36, Cle. 33)
 68 vs. New England (1-23-05, N.E. 41, Pitt. 27)
 66 vs. *Dallas (1-21-79, Pitt. 35, Dal. 31)*
 65 at Tennessee (1-11-03, Tenn. 34, Pitt. 31)

FEWEST POINTS SCORED BY BOTH TEAMS

13 vs. New England (1-3-98, Pitt. 7, NE 6)
 20 at Oakland (12-23-72, Pitt. 13, Oak. 7)
 22 vs. *Minnesota (1-12-75, Pitt. 16, Minn. 6)*
 26 vs. Oakland (1-4-76, Pitt. 16, Oak. 10)
 27 vs. Buffalo (1-9-93, Buff. 24, Pitt. 3)

MOST TOUCHDOWNS SCORED

5 5 times, last time vs. San Diego (1-11-09)
 4 11 times, last time vs. Baltimore (1-15-11)
 3 15 times, last time vs. *Green Bay (2-6-11)*

MOST TOUCHDOWNS SCORED BY OPPONENT

6 at Miami (1-6-85)
 5 2 times, last time vs. New England (1-23-05)
 4 7 times, last time vs. *Green Bay (2-6-11)*
3 14 times, last time at Denver (1-8-12)

MOST TOUCHDOWNS RUSHING

5 vs. Indianapolis (12-29-96)
 3 6 times, last time vs. Baltimore (1-15-11)

MOST TOUCHDOWNS RUSHING BY OPPONENT

4 2 times, last time vs. Cleveland (1-5-03)
 3 at New England (1-5-97)

MOST TOUCHDOWNS PASSING

4 vs. *Dallas (1-21-79)*
 3 5 times, last time at Cincinnati (1-8-06)
 2 15 times, last time vs. *Green Bay (2-6-11)*

MOST TOUCHDOWNS PASSING BY OPPONENT

4 at Miami (1-6-85)
 3 5 times, last time vs. *Green Bay (2-6-11)*

Pittsburgh Steelers Postseason Records

MOST DEFENSIVE TOUCHDOWNS

1 6 times, last time vs. N.Y. Jets (1-23-11)

MOST DEFENSIVE TOUCHDOWNS BY OPPONENT

1 11 times, last time vs. Green Bay (2-6-11)

MOST PATs/ATTEMPTS

5/5 vs. Dallas (1-21-79)
vs. Indianapolis (12-29-96)
vs. San Diego (1-11-09)
4/4 10 times, last time vs. Baltimore (1-15-11)

MOST PATs/ATTEMPTS BY OPPONENT

6/6 at Miami (1-6-85)
5/5 2 times, last time vs. New England (1-23-05)
4/4 8 times, last time vs. Green Bay (2-6-11)

MOST FIELD GOALS

4 3 times, last time at Denver (1-7-90)
3 3 times, last time at Denver (1-8-12)
2 16 times, last time vs. Arizona (2-1-09)

MOST FIELD GOALS BY OPPONENT

4 at Oakland (12-22-73)
3 3 times, last time at Denver (1-8-12)
2 9 times, last time vs. New England (1-23-05)

MOST FIELD GOAL ATTEMPTS

4 4 times, last time at Tennessee (1-11-03)

FIRST DOWNS

MOST FIRST DOWNS

30 vs. Cleveland (1-5-03)
29 at Baltimore (12-19-76)
vs. Buffalo (12-22-74)
27 vs. Miami (12-30-79)
26 vs. San Diego (1-9-83)
25 at Denver (12-30-84)
vs. Dallas (1-28-96)

MOST FIRST DOWNS BY OPPONENT

29 2 times, last time at Tennessee (1-11-03)
28 2 times, last time at Kansas City (OT) (1-8-94)
24 2 times, last time at L.A. Raiders (1-1-84)
23 2 times, last time vs. Arizona (2-1-09)
22 at Houston (OT) (12-31-89)
21 vs. Cleveland (1-5-03)
20 2 times, last vs. Seattle (2-5-06)

MOST FIRST DOWNS BY BOTH TEAMS

55 vs. San Diego (1-9-83, S.D. 29, Pitt. 26)
51 vs. Cleveland (1-5-03, Pitt. 30, Clev. 21)
50 2 times, last time at Tennessee
(1-11-03, Pitt. 21, Ten. 29)
49 at Kansas City (OT) (1-8-94, K.C. 28, Pitt. 21)
46 vs. Denver (1-11-98, Den. 23, Pitt. 23)

45 at Baltimore (12-19-76, Pitt. 26, Balt. 19)

FEWEST FIRST DOWNS

11 vs. Baltimore (1-18-09)
12 at New England (1-5-97)
13 4 times, last time at Oakland (12-26-76)
14 vs. Seattle (2-5-06)
15 at Oakland (12-22-73)

FEWEST FIRST DOWNS BY OPPONENT

7 vs. Baltimore (1-20-02)
8 vs. Indianapolis (12-29-96)
9 vs. Minnesota (1-12-75)
10 3 times, last time vs. Cleveland (1-7-95)
11 vs. Houston (1-6-80)
12 vs. Baltimore (1-15-11)

MOST FIRST DOWNS RUSHING

18 vs. Buffalo (12-22-74)
16 vs. Indianapolis (12-29-96)
14 vs. Miami (12-30-79), vs. Cleveland (1-7-95)
13 vs. Baltimore (12-27-75)

MOST FIRST DOWNS RUSHING BY OPPONENT

14 at Oakland (12-22-73)
13 at Los Angeles Raiders (1-1-84)
11 vs. Miami (12-31-72)
10 2 times, last time at Tennessee (1-11-03)

FEWEST FIRST DOWNS RUSHING

1 vs. Baltimore (1-18-09)
2 vs. Dallas (1-21-79)
3 2 times, last time vs. Cleveland (1-5-03)
4 4 times, last time vs. Arizona (2-1-09)

FEWEST FIRST DOWNS RUSHING BY OPPONENT

0 3 times, last time vs. Baltimore (1-20-02)
1 2 times, last time vs. San Diego (1-11-09)
2 7 times, last time vs. N.Y. Jets (1-23-11)
3 3 times, last time vs. Cleveland (1-7-95)

MOST FIRST DOWNS PASSING

24 vs. Cleveland (1-5-03)
19 vs. San Diego (1-9-83)
17 2 times, last time vs. Jacksonville (1-5-08)
15 5 times, last time vs. Dallas (1-28-96)

MOST FIRST DOWNS PASSING BY OPPONENT

20 vs. Arizona (2-1-09)
19 2 times, last time at Kansas City (OT) (1-8-94)
18 4 times, last at Tennessee (1-11-03)
15 2 times, last time vs. Seattle (2-5-06)

FEWEST FIRST DOWNS PASSING

3 vs. Baltimore (12-27-75)
4 vs. Minnesota (1-12-75)
6 3 times, last time vs. Dallas (1-18-76)

Pittsburgh Steelers Postseason Records

FEWEST FIRST DOWNS PASSING BY OPPONENT

3	vs. Houston (1-7-79)
4	3 times, last time vs. Baltimore (12-27-75)
5	2 times, last time vs. Jacksonville (1-5-08)

MOST FIRST DOWNS BY PENALTY

5	2 times, last time at Tennessee (1-11-03)
4	3 times, last time vs. N.Y. Jets (1-23-11)
3	5 times, last time vs. Baltimore (1-15-11)

MOST FIRST DOWNS BY PENALTY BY OPPONENT

4	2 times, last time vs. San Diego (1-9-83)
3	4 times, last time at Denver (1-8-12)
2	18 times, last time vs. Baltimore (1-15-11)

NET YARDS

MOST NET YARDS GAINED

526	at Baltimore (12-19-76)
455	at Miami (1-6-85)
438	vs. Buffalo (12-22-74)
432	vs. Cleveland (1-5-03)
425	vs. Denver (12-30-78)

MOST NET YARDS GAINED BY OPPONENT

569	at Miami (1-6-85)
479	vs. San Diego (1-9-83)
447	vs. Cleveland (1-5-03) at Denver (1-8-12)
430	at Tennessee (1-11-03)
413	at Los Angeles Raiders (1-1-84)

FEWEST NET YARDS GAINED

213	at New England (1-5-97)
223	at Oakland (12-22-73)
237	at Oakland (12-26-76)
240	vs. Buffalo (1-9-93)
250	vs. Miami (12-31-72)
263	vs. Baltimore (1-15-11)

FEWEST NET YARDS GAINED BY OPPONENT

123	vs. <i>Minnesota</i> (1-12-75)
126	vs. Baltimore (1-15-11)
142	vs. Houston (1-7-79)
146	vs. Indianapolis (12-29-96)
150	vs. Baltimore (1-20-02)

TOTAL PLAYS

MOST TOTAL PLAYS

84	vs. <i>Dallas</i> (1-28-96)
80	2 times, last time vs. San Diego (1-15-95)
78	vs. Buffalo (1-6-96)
76	at Denver (12-24-77)
74	3 times, last vs. Jacksonville (1-5-08)

MOST TOTAL PLAYS BY OPPONENT

82	at Tennessee (1-11-03)
81	at Kansas City (OT) (1-8-94)

77	vs. <i>Seattle</i> (2-5-06)
76	vs. Oakland (1-4-76)
73	3 times, last time vs. Baltimore (1-18-09)

FEWEST TOTAL PLAYS

56	2 times, last time vs. <i>Seattle</i> (2-5-06)
58	3 times, last time vs. <i>Arizona</i> (2-1-09)
59	2 times, last time vs. Baltimore (12-27-75)

FEWEST TOTAL PLAYS BY OPPONENT

47	3 times, last time vs. San Diego (1-15-95)
50	2 times, last time vs. <i>Dallas</i> (1-28-96)
51	2 times, last time vs. San Diego (1-11-09)
52	3 times, last time vs. Indianapolis (12-29-96)
53	at Baltimore (12-19-76) vs. Baltimore (1-15-11)
54	2 times, last time vs. Jacksonville (1-5-08)
55	1 time, last time at Denver (1-8-12)

RUSHING

MOST YARDS GAINED RUSHING

249	vs. <i>Minnesota</i> (1-12-75)
238	vs. Cleveland (1-7-95)
235	vs. Buffalo (12-22-74)
231	vs. Indianapolis (12-29-96)
225	at Baltimore (12-19-76)

MOST YARDS GAINED RUSHING BY OPPONENT

232	at Oakland (12-22-73)
195	vs. Denver (1-11-98)
194	at New England (1-5-97)
193	vs. Miami (12-31-72)
188	at Los Angeles Raiders (1-1-84)

FEWEST YARDS GAINED RUSHING

43	vs. Jacksonville (1-5-08)
52	vs. Baltimore (1-18-09)
58	2 times, last time vs. <i>Arizona</i> (2-1-09)
65	at Oakland (12-22-73)
66	3 times, last time vs. Indianapolis (1-14-96)

FEWEST YARDS GAINED RUSHING BY OPPONENT

15	vs. San Diego (1-11-09)
17	vs. <i>Minnesota</i> (1-12-75)
22	vs. Baltimore (1-20-02)
24	vs. Houston (1-6-80)
25	vs. Miami (12-30-79)
29	at Oakland (12-29-74)
33	vs. <i>Arizona</i> (2-1-09)
35	vs. Baltimore (1-15-11)

MOST RUSHING ATTEMPTS

57	vs. <i>Minnesota</i> (1-12-75)
51	vs. Cleveland (1-7-95)
51	2 times, last time vs. Indianapolis (12-29-96)
50	at Oakland (12-29-74)
49	vs. Baltimore (1-20-02)

Pittsburgh Steelers Postseason Records

MOST RUSHING ATTEMPTS BY OPPONENT

55	at Oakland (12-22-73)
51	at Oakland (12-26-76)
49	vs. Miami (12-31-72)
41	vs. Baltimore (12-27-75)

FEWEST RUSHING ATTEMPTS

17	vs. Cleveland (1-7-95)
20	3 times, last time at Tennessee (1-11-03)
21	at Oakland (12-26-76)
22	vs. New England (1-27-02)
23	vs. San Diego (1-9-83) vs. <i>Green Bay</i> (2-6-11) at Denver (1-8-12)

FEWEST RUSHING ATTEMPTS BY OPPONENT

11	vs. Baltimore (1-20-02)
12	2 times, last time vs. <i>Arizona</i> (2-1-09)
14	at Indianapolis (1-15-06)
15	vs. <i>Green Bay</i> (2-6-11)
18	vs. Baltimore (1-15-11)

PASSING

MOST YARDS GAINED PASSING

367	vs. Cleveland (1-5-03)
349	vs. San Diego (1-15-95)
325	vs. San Diego (1-9-83)
312	at Miami (1-6-85)
309	vs. <i>Los Angeles Rams</i> (1-20-80)

MOST YARDS GAINED PASSING BY OPPONENT

435	at Miami (1-6-85)
429	vs. Cleveland (1-5-03)
374	vs. <i>Arizona</i> (2-1-09)
338	at Tennessee (1-11-03)
333	vs. San Diego (1-9-83)

FEWEST YARDS GAINED PASSING

76	vs. Baltimore (12-27-75)
81	at Oakland (12-29-74)
84	vs. <i>Minnesota</i> (1-12-75)
111	vs. Buffalo (1-9-93)
112	at Houston (OT) (12-31-89)
121	vs. N.Y. Jets (1-23-11)

FEWEST YARDS GAINED PASSING BY OPPONENT

63	at Oakland (12-26-76)
70	vs. Houston (1-7-79)
72	vs. Baltimore (12-27-75)
78	vs. Oakland (12-23-72)
91	vs. Baltimore (1-15-11)

MOST PASS ATTEMPTS

54	vs. San Diego (1-15-95)
49	vs. <i>Dallas</i> (1-28-96)
48	vs. Cleveland (1-5-03)
42	3 times, last time vs. Jacksonville (1-5-08)
41	2 times, last time at Tennessee (1-11-03)

40 vs. *Green Bay* (2-6-11)
at Denver (1-8-12)

MOST PASS ATTEMPTS BY OPPONENT

49	vs. <i>Seattle</i> (2-5-06)
48	at Houston (OT) (12-31-89)
44	3 times, last time at Tennessee (1-11-03)
43	2 times, last time vs. <i>Arizona</i> (2-1-09)
42	vs. Oakland (1-4-76)

FEWEST PASS ATTEMPTS

13	vs. Baltimore (12-27-75)
14	vs. <i>Minnesota</i> (1-12-75)
17	at Oakland (12-29-74)
19	3 times, last time vs. N.Y. Jets (1-23-11)

FEWEST PASS ATTEMPTS BY OPPONENT

16	2 times, last time vs. Miami (12-31-72)
17	at Oakland (12-22-73)
20	at Denver (1-7-90)
21	vs. Jacksonville (1-5-08) at Denver (1-8-12)
22	3 times, last time vs. San Diego (1-15-95)

MOST PASS COMPLETIONS

32	vs. San Diego (1-15-95)
30	vs. Cleveland (1-5-03)
29	vs. Jacksonville (1-5-08)
28	2 times, last time vs. Dallas (1-28-96)
25	vs. Indianapolis (1-14-96) vs. <i>Green Bay</i> (2-6-11)

MOST PASS COMPLETIONS BY OPPONENT

31	vs. <i>Arizona</i> (2-1-09)
29	2 times, last time at Houston (OT) (12-31-89)
27	at Tennessee (OT) (1-11-03)
26	2 times, last time vs. <i>Seattle</i> (2-5-06)
25	at Cincinnati (1-8-06)

FEWEST PASS COMPLETIONS

8	2 times, last time at Oakland (12-29-74)
9	2 times, last time vs. <i>Minnesota</i> (1-12-75)
10	3 times, last time vs. N.Y. Jets (1-23-11)

FEWEST PASS COMPLETIONS BY OPPONENT

8	vs. Baltimore (12-27-75)
9	vs. Jacksonville (1-5-08)
10	3 times, last time at Denver (1-8-12)
11	5 times, last time vs. San Diego (1-15-95)

MOST PASSES ATTEMPTED BY BOTH TEAMS

91	vs. Cleveland (1-5-03, Pitt. 48, Clev. 43)
86	at Kansas City (OT) (1-8-94, K.C. 44, Pitt. 42)
85	at Tennessee (1-11-03, Tenn. 44, Pitt. 41)
81	3 times, last time vs. New England (1-27-02, Pitt. 42, N.E. 39)
76	vs. San Diego (1-15-95, Pitt. 54, S.D. 22)

Pittsburgh Steelers Postseason Records

MOST PASSES HAD INTERCEPTED

2	<i>12 times, last time vs. Green Bay (2-6-11)</i>
1	15 times, last time at Denver (1-8-12)
0	15 times, last time San Diego (1-11-09)

MOST PASSES HAD INTERCEPTED FROM OPPONENT

5	vs. Houston (1-7-79)
3	6 times, last time vs. Baltimore (1-18-09)
2	12 times, last time vs. Jacksonville (1-5-08)
1	14 times, last time vs. Baltimore (1-15-11)
0	15 times, last time at Indianapolis (1-15-06)

MOST QB SACKS ALLOWED

7	vs. Buffalo (1-9-93)
6	vs. Jacksonville (1-5-08) vs. Baltimore (1-15-11)
5	at Los Angeles Raiders (1-1-84) at Denver (1-8-12)
4	<i>3 times, last time vs. Baltimore (1-18-09)</i>

MOST QB SACKS ON OPPONENT

7	vs. Dallas (1-18-76)
6	vs. Denver (12-30-78)
5	5 times, last time vs. Baltimore (1-15-11)
4	10 times, last time vs. San Diego (1-11-09)
3	<i>8 times, last time vs. Green Bay (2-6-11)</i>

PUNTING

MOST PUNTS

9	at New England (1-5-97), vs. New England (1-3-98)
8	at Los Angeles Raiders (1-1-84)
7	4 times, last time vs. Baltimore (1-18-09)

MOST PUNTS BY OPPONENT

9	vs. Baltimore (12-27-75)
8	3 times, last time vs. Baltimore (1-20-02)
7	7 times, last time vs. Baltimore (1-18-09)

FEWEST PUNTS

1	3 times, last time vs. N.Y. Jets (1-23-11)
2	6 times, last time vs. Indianapolis (12-29-96)
3	9 times, last time vs. Green Bay (2-6-11)

FEWEST PUNTS BY OPPONENT

1	vs. San Diego (1-9-83)
2	3 times, last time at Denver (1-22-06)
3	at Cincinnati (1-8-06)

HIGHEST PUNTING AVERAGE

53.0	vs. Houston (1-7-79)
51.3	vs. Miami (12-31-72)
51.0	vs. Houston (1-6-80)
<i>51.0</i>	<i>vs. Green Bay (2-6-11)</i>
48.7	vs. Seattle (2-5-06)

HIGHEST PUNTING AVERAGE BY OPPONENT

53.8	vs. Baltimore (1-15-11)
50.2	vs. Seattle (2-5-06)
50.0	vs. Indianapolis (1-14-96) vs. Jacksonville (1-5-08)
48.0	vs. Oakland (1-9-83)

PENALTIES

MOST PENALTIES

12	at Baltimore (12-19-76)
11	vs. Denver (12-30-78)
10	at Denver (12-24-77)

MOST PENALTIES BY OPPONENT

12	vs. New England (1-27-02)
11	vs. Arizona (2-1-09)
9	5 times, last time at Indianapolis (1-15-06)
8	4 times, last time vs. San Diego (1-11-09)

MOST YARDS PENALIZED

111	vs. San Diego (1-15-95)
107	vs. Minnesota (1-12-75)
93	vs. Baltimore (1-15-11)
88	2 times, last time at Baltimore (12-19-76)
86	vs. Cleveland (1-5-03)

MOST YARDS PENALIZED BY OPPONENT

106	vs. Arizona (2-1-09)
104	2 times, last time vs. San Diego (1-11-09)
92	at Tennessee (1-11-03)
90	at Cincinnati (1-8-06)
89	vs. Dallas (1-21-79)

FUMBLES

MOST FUMBLES

6	vs. Houston (1-7-79)
5	vs. Oakland (1-4-76)
4	4 times, last time vs. Buffalo (1-9-93)

MOST FUMBLES BY OPPONENT

6	vs. Houston (1-7-79)
4	3 times, last time vs. Houston (1-6-80)
3	8 times, last time vs. Baltimore (1-18-09)

MOST FUMBLES LOST

5	vs. Oakland (1-4-76)
3	3 times, last time vs. Miami (12-30-79)
2	6 times, last time vs. Baltimore (1-15-11)

MOST FUMBLES LOST BY OPPONENT

4	vs. Houston (1-7-79)
3	3 times, last time vs. Oakland (1-4-76)
2	11 times, last time vs. Baltimore (1-15-11)

Pittsburgh Steelers Playoff Summaries

1947 NFL Divisional Game

Philadelphia 21, Pittsburgh 0
December 21, 1947

PHILADELPHIA — The Eagles of coach Earle (Greasy) Neale were on the rise, destined to play the next three NFL title games, whereas Jock Sutherland's Steelers—the last of the Single-Wing offenses to make the playoffs—would have only one winning season in the next decade and that is how each played.

The Eagles capitalized early on a Pittsburgh error. Pete Pihos blocked a punt by Bob Cifers, and the Eagles gained possession at the Steelers' 14. Two plays later, Tommy Thompson threw a 15-yard touchdown pass to Steve Van Buren. The next period, Thompson went to the air again and found Jack Ferrante for 28 yards and a score that made it 14-0.

In the third quarter, the punting game again got the Steelers into trouble. Cifers outkicked his coverage and Bosh Pritchard wound his way through the Pittsburgh defense, going 79 yards for the final score.

Going into the game the Steelers were torn by controversy. The players demanded an extra paycheck for the playoff. Although they got their money, they outraged their coach Jock Sutherland, who proceeded to hold his pre-game practices outdoors in the snow and ice.

GAME SUMMARY

STEELERS	0	0	0	0	0
Eagles	7	7	7	0	21

TEAM	Q	PLAY	SCORE
PHI	1	Van Buren 15 pass from Thompson (Patton kick)	0-7
PHI	2	Ferrante 28 pass from Thompson (Patton kick)	0-14
PHI	3	Pritchard 79 punt return (Patton kick)	0-21

1962 Playoff Bowl

Detroit 17, Pittsburgh 10
January 6, 1963

MIAMI — The Steelers and Lions met in the third game of what was known as the Playoff Bowl. From 1960-66, the Playoff Bowl was played in Miami, Fla., consisting of the runners-up in each division. Detroit won its third consecutive Playoff Bowl, a 17-10 victory over the Steelers.

In what was a very physical game, the Steelers lost three key starters throughout the game. Halfback Willie Daniel sustained a concussion and a broken jaw, eventual Hall-of-Fame fullback John Henry Johnson left the game with a concussion, and tackle Dan James fractured his leg.

The Lions had the only scoring opportunity of the first quarter, however, a Wayne Walker 27-yard field goal attempt was wide left. He had a second chance in the second quarter and connected to give the Lions a 3-0 lead. The Steelers answered with a five-yard touchdown run by Dick Hoak, giving them a 7-3 lead. Detroit scored on their following drive thanks to a 20-yard pass from Milt Plum to Ken Webb, to give the Lions a 10-7 lead at halftime.

The Steelers tied the game halfway through the third quarter when Lou Michaels kicked a 40-yard field goal.

Detroit clinched the game with an 80-yard, four-play drive. Plum hit Dan Lewis for a gain of 73 yards. Then Ken Webb clinched the victory for the Lions with a three-yard touchdown run.

Bobby Layne replaced Ed Brown at quarterback with 7:46 remaining in the game and almost completed a Steelers' comeback. However, his effort fell short. Layne did complete 4-of-8 passes for 69 yards and one interception.

GAME SUMMARY

STEELERS	0	7	3	0	10
Lions	0	10	7	0	17

TEAM	Q	PLAY	SCORE
DET	2	Walker 27 FG	0-3
PIT	2	Hoak 5 run (Michaels kick)	7-3
DET	2	Webb 20 pass from Plum (Walker kick)	7-10
PIT	3	Michaels 40 FG	10-10
DET	3	Webb 2 run (Walker kick)	10-17

1972 AFC Divisional Playoff

Pittsburgh 13, Oakland 7
December 23, 1972
(50,350)

PITTSBURGH — Two unusual plays, one perhaps the oddest—and certainly the most controversial—in the long history of professional football, provided most of the offense in the final two minutes of what had been a tension-filled defensive struggle.

Field goals of 18 and 20 yards by Roy Gerela had given Pittsburgh a 6-0 lead. QB Ken Stabler erased it as he scrambled 30 yards on a broken play to put Oakland in front with one minute and 13 seconds remaining.

Down to their last play, the Steelers were 60 yards from the Oakland goal when rookie Franco Harris made an incredible shoe-top catch off a ricocheted pass and ran 42 yards for the TD.

The dispute on the game-winning play centered on whether the flight of the ball was altered by the contact of Oakland's Jack Tatum or the Steelers' John "Frenchy" Fuqua.

GAME SUMMARY

Oakland	0	0	0	7	7
STEELERS	0	0	3	10	13

TEAM	Q	PLAY	DRIVE	SCORE
PIT	3	Gerela 18 FG	12-78, 5:08	3-0
PIT	4	Gerela 29 FG	5-13, 2:15	6-0
OAK	4	Stabler 30 run (Blanda kick)	12-80, 2:29	6-7
PIT	4	Harris 60 pass from Bradshaw (Gerela kick)	6-80, 1:13	13-7

TEAM STATISTICS

	Raiders	Steelers
First Downs	13 (9-4-0)	13 (7-6-0)
Third Downs	5-16 (31%)	6-18 (33%)
Total Net Yards	216	252
Plays-Avg.	65-3.5	64-4.0
Rushing Yards	138	108
Att.-Avg.	31-4.5	36-3.0
Passing Yards	78	144
Sacked by Opp.	4-24	3-31
Pass.-Att.-Comp.	30-12-2	25-11-1
Punts-Avg.	7-45.1	7-48.2
Penalties	2-15	1-5
Fumbles-Lost	3-2	0-0

INDIVIDUAL STATISTICS

RUSHING: Pit. — Harris 18-64; Fuqua 16-25; Bradshaw 2-19. Oak. — Hubbard 14-44; Smith 14-57; Davis 2-7; Stabler 1-30, 1 TD.

PASSING: Pit. — Bradshaw 25-11-1, 175 1 TD. Oak. — Lamonica 18-6-2, 45; Stabler 12-6-0, 57.

RECEIVING: Pit. — Shanklin 3-55; Harris 5-96, 1 TD; McMakin 1-9; Young 1-4; Fuqua 1-11. Oak. — Hubbard 1-2; Biletnikoff 3-28; Smith 2-8; Chester 3-40; Otto 1-5; Banaszak 1-12; Siani 1-7.

Pittsburgh Steelers Playoff Summaries

1972 AFC Championship

Miami 21, Pittsburgh 17

December 31, 1972

(50,350)

PITTSBURGH — The Steelers stumbled on the last step to a Super Bowl berth when QB Bob Griese rallied the unbeaten Miami Dolphins.

Actually, the outcome may have been determined on a trick play. With the Steelers leading 7-0 by virtue of a TD the first time they had the ball, Larry Seiple ran 37 yards on a fake punt deep into Pittsburgh territory.

The play took away the Steelers' early momentum and led to the Dolphins tying score. After a field goal early in the third quarter gave Pittsburgh its last lead, Griese took over from Earl Morrall and drove his team 80 yards for the go-ahead TD.

A blocked field goal attempt paved the way for Miami's third TD. Terry Bradshaw made it necessary as he returned to the game after suffering a first quarter head injury. He completed four straight passes for 71 yards to pull his team within four points, but two interceptions ended Pittsburgh's Cinderella season.

GAME SUMMARY

Dolphins	0	7	7	7	21
STEELERS	7	0	3	7	17

TEAM	Q	PLAY	DRIVE	SCORE
PIT	1	Mullins recovered Bradshaw fumble in end zone (Gerela kick)	11-48, 6:44	7-0
MIA	2	Csonka 9 pass from Morrall (Yepremian kick)	6-54, 3:03	7-7
PIT	3	Gerela 14 FG	9-73, 4:00	10-7
MIA	3	Kiick 2 run (Yepremian kick)	12-80, 6:29	10-14
MIA	4	Kiick 3 run (Yepremian kick)	11-49, 5:22	10-21
PIT	4	Young 12 pass from Bradshaw (Gerela kick)	4-71, 2:04	17-21

TEAM STATISTICS

	Dolphins	Steelers
First Downs	19 (11-6-2)	13 (6-6-1)
Third Downs	9-20 (45%)	5-12 (42%)
Total Net Yards	314	250
Plays-Avg.	65-4.8	46-5.4
Rushing Yards	193	128
Att.-Avg.	49-3.9	26-4.9
Passing Yards	121	122
Pass.-Att.-Comp.	16-10-1	20-10-2
Punts-Avg.	4-35.5	4-51.3
Penalties-Yds.	2-19	4-30
Fumbles-Lost	0-0	2-0

INDIVIDUAL STATISTICS

RUSHING: Mia. - Morris 16-76; Csonka 24-68; Seiple 1-37; Kiick 8-12, 2 TD. Pit. - Harris 16-76; Fuqua 8-47; Bradshaw 2-5.

PASSING: Mia. - Morrall 11-7-1, 51, 1 TD; Griese 5-3-0, 70. Pit. - Bradshaw 10-5-2, 80, 1 TD; Hanratty 10-5-0, 57.

RECEIVING: Mia. - Fleming 5-50; Warfield 2-63; Csonka 1-9, 1 TD; Mandich 1-5; Morris 1-(6). Pit. - Young 4-54, 1 TD; Shanklin 2-49; Harris 2-3; McMakin 1-22; Brown 1-9.

1973 AFC Wild Card Game

Oakland 33, Pittsburgh 14

December 22, 1973

(51,110)

OAKLAND, Calif. — The Raiders got a full measure of revenge for three straight losses to the Steelers, including one on the opening round of the AFC playoffs in 1972.

Oakland drove 80 yards for a touchdown the first time they had the ball and quarterback Ken Stabler mixed a strong inside running game with accurate short passes, a pattern he was to follow all afternoon.

A Steelers' touchdown late in the second quarter narrowed the halftime score to 10-7.

The Raiders added field goals on their first two third-quarter possessions. Two plays after the second one Willie Brown picked off a Terry Bradshaw pass in the flat and returned it 54 yards to put the game out of reach.

A fourth George Blanda field goal preceded Bradshaw's second touchdown pass—a 26-yarder to Frank Lewis.

GAME SUMMARY

STEELERS	0	7	0	7	14
Raiders	7	3	13	10	33

TEAM	Q	PLAY	SCORE
OAK	1	Hubbard 1 run (Blanda kick)	0-7
OAK	2	Blanda 25 FG	0-10
PIT	2	Pearson 4 pass from Bradshaw (Gerela kick)	7-10
OAK	3	Blanda 31 FG	7-13
OAK	3	Blanda 22 FG	7-16
OAK	3	Brown 54 Interception return (Blanda kick)	7-23
OAK	4	Blanda 10 FG	7-26
PIT	4	Lewis 26 pass from Bradshaw (Gerela kick)	14-26
OAK	4	Hubbard 1 run (Blanda kick)	14-33

TEAM STATISTICS

	Steelers	Raiders
First Downs	15 (2-10-3)	24 (14-8-2)
Third Downs	5-11 (45%)	10-17 (59%)
Total Net Yards	223	361
Plays-Avg.	46-4.8	74-4.8
Rushing Yards	65	232
Att.-Avg.	20-3.2	55-4.2
Passing Yards	158	129
Pass.-Att.-Comp.	25-12-3	17-14-0
Punts-Avg.	5-41.6	2-39.0
Penalties-Yds.	4-60	9-75
Fumbles-Lost	1-0	0-0

INDIVIDUAL STATISTICS

RUSHING: Pit. - Harris 10-29; Pearson 4-14; Fuqua 3-13; Bradshaw 3-9. Oak. - Hubbard 20-91, 2 TD; Smith 17-73; Davis 12-48; Banaszak 5-17; Moore 1-3.

PASSING: Pit. - Bradshaw 12-25-3, 167, 2 TD. Oak. - Stabler 14-17-0, 142.

RECEIVING: Pit. - Lewis 4-70, 1 TD, Fuqua 4-52; B. Pearson 2-7 1 TD; P. Pearson 1-24; Williams 1-14. Oak. - Siani 5-68; Moore 3-26; Smith 2-10; Hubbard 1-17; Biletnikoff 1-8; Branch 1-8; Banaszak 1-5.

Pittsburgh Steelers Playoff Summaries

1974 AFC Divisional Playoff

Pittsburgh 32, Buffalo 14

December 22, 1974

(48,321)

PITTSBURGH — The Steelers' offense took the pressure off their defensive teammates early by exploding for four second-quarter touchdowns as Terry Bradshaw played one of the finest games of his pro career.

Trailing 7-3 after young Joe Ferguson led the Bills on a well-executed 56-yard drive, the Steelers went ahead for good when Bradshaw connected with Rocky Bleier for a 27-yard scoring toss. Before the halftime intermission, Franco Harris ripped off three touchdown runs in less than five minutes to tie an NFL record and put the game out of Buffalo's reach.

Harris' middle score was set up by Lynn Swann's sensational diving catch on the Buffalo four-yard line that was the game's biggest play and probably the turning point.

The game's most crucial turnover, a Jim Braxton fumble after he had run 30 yards into Steelers' territory, preceded that Pittsburgh series.

The big halftime margin forced the Bills out of their normal ball-control offense and Ferguson was greatly handicapped as he threw 15 times in the second half against a stacked defense. While Buffalo played catch-up, the Steelers were content to run the ball. Bradshaw threw just five times in the final half.

GAME SUMMARY

Bills	7	0	7	0	14
STEELERS	3	26	0	3	32

TEAM	Q	PLAY	SCORE
PIT	1	Gerela 21 FG	0-3
BUF	1	Seymour 22 pass from Ferguson (Leyboldt kick)	7-3
PIT	2	Bleier 27 pass from Bradshaw (kick failed)	7-9
PIT	2	Harris 1 run (Gerela kick)	7-16
PIT	2	Harris 4 run (kick failed)	7-22
PIT	2	Harris 1 run (Gerela kick)	7-29
BUF	3	Simpson 3 pass from Ferguson (Leyboldt kick)	14-29
PIT	4	Gerela 22 FG	14-32

TEAM STATISTICS

	Bills	Steelers
First Downs	15 (5-10-0)	29 (18-9-2)
Third Downs	3-11 (27%)	7-14 (50%)
Total Net Yards	264	438
Plays-Avg.	47-5.6	72-6.1
Rushing Yards	100	235
Att.-Avg.	21-4.8	51-4.6
Passing Yards	164	203
Pass.-Att.-Comp.	26-11-0	21-12-0
Punts-Avg.	5-39.4	3-38.7
Penalties-Yds.	3-15	2-10
Fumbles-Lost	2-1	2-0

INDIVIDUAL STATISTICS

RUSHING: Buf. - Simpson 15-49; Braxton 5-48; Ferguson 1-3. Pit. - Harris 24-74, 2 TD; Bradshaw 5-48; Bleier 14-45; Davis 5-32; Swann 2-24; Gilliam 1-12.

PASSING: Buf. - Ferguson 26-11-0, 164, 2 TD. Pit. - Bradshaw 19-12-0 203, 1 TD; Gilliam 2-0-0.

RECEIVING: Buf. - Hill 4-59; Simpson 3-37; Seymour 2-35; Rasha 1-25; Braxton 1-8. Pit. - Swann 3-60; Bleier 3-54, 1 TD; Lewis 2-18; Brown 1-29; McMakin 1-22; Shanklin 1-15; Harris 1-5.

1974 AFC Championship

Pittsburgh 24, Oakland 13

December 29, 1974

(53,513)

OAKLAND, Calif. — The Steelers combined the power running of Franco Harris and Rocky Bleier with a defense that held the Raiders to an incredible 29 yards rushing and intercepted three Ken Stabler passes en route to a 24-13 victory.

The Steelers took command of the game after Stabler combined with Cliff Branch on a 38-yard touchdown pass to give the Raiders a 10-3 lead in the third quarter.

The teams had traded first half field goals. Taking the kickoff following Branch's score, the Steelers grinded out 61 yards in nine plays with Harris blasting up the middle for eight yards and the touchdown on the first play of the fourth quarter. Jack Ham's second interception of the day paved the way to the Steelers' winning score. He returned it 24 yards to the Oakland nine.

Terry Bradshaw, who played another outstanding game, hit Lynn Swann in the end zone for the touchdown. The Raiders added a second field goal but it was the end of the line for them as the Steeler defense totally dominated the line of scrimmage.

J.T. Thomas' interception with just over a minute to play ended any Oakland comeback hopes. Harris followed with a 21-yard touchdown run.

GAME SUMMARY

STEELERS	0	3	0	21	24
Raiders	3	0	7	3	13

TEAM	Q	PLAY	DRIVE	SCORE
OAK	1	Blanda 40 FG	7-41, 2:45	0-3
PIT	2	Gerela 23 FG	9-50, 5:12	3-3
OAK	3	Branch 38 pass from Stabler (Blanda kick)	8-80, 4:10	3-10
PIT	4	Harris 8 run (Gerela kick)	9-61, 4:59	10-10
PIT	4	Swann 6 pass from Bradshaw (Gerela kick)	4-9, 1:23	17-10
OAK	4	Blanda 24 FG	9-85, 4:00	17-13
PIT	4	Harris 21 run (Gerela kick)	2-24, 0:13	24-13

TEAM STATISTICS

	Steelers	Raiders
First Downs	20 (11-7-2)	15 (0-13-2)
Third Downs	9-16 (56%)	4-13 (31%)
Total Net Yards	305	278
Plays-Avg.	67-4.6	57-4.8
Rushing Yards	224	29
Att.-Avg.	50-4.5	21-1.4
Passing Yards	81	249
Pass.-Att.-Comp.	17-8-1	36-19-3
Punts-Avg.	4-41.0	5-43.4
Penalties-Yds.	4-30	5-60
Fumbles-Lost	3-2	0-0

INDIVIDUAL STATISTICS

RUSHING: Pit. - Harris 29-111, 2 TD; Bleier 18-98; Bradshaw 3-15. Oak. - Davis 10-16; Banaszak 3-7; Hubbard 7-6; Stabler 1-0

PASSING: Pit. - Bradshaw 17-8-1, 95, 1 TD. Oak. - Stabler 36-19-3 271, 1 TD.

RECEIVING: Pit. - Brown 2-37; Bleier 2-25; Swann 2-17, 1 TD; Stallworth. Oak. - Branch 9-186, 1 TD; Moore 4-32; Biletnikoff 3-45; Davis 2-8; Banaszak 1-0.

Pittsburgh Steelers Playoff Summaries

1975 AFC Divisional Playoff

Pittsburgh 28, Baltimore 10

December 27, 1975

(49,053)

PITTSBURGH — Franco Harris ran for an AFC playoff record 153 yards but it was Mel Blount's interception late in the third quarter that provided the Steelers with the impetus to overcome a 10-7 Baltimore lead, propelling the Steelers to a 28-10 victory.

Following Jack Ham's interception, the Steelers put together a 61-yard, four-play drive, highlighted by Frank Lewis' sensational one-handed 34-yard catch, to take a 7-0 lead late in the first quarter.

Playing without regular quarterback Bert Jones, the Colts used a Lloyd Mumphord interception to tie the game on Marty Domres' pass to Glenn Doughty.

Another turnover, one of four by the Steelers, a fumble by Harris at his own 19, gave the Colts a field goal and their only lead of the game. Three minutes later Blount made his steal and Bleier scored standing up on the first play.

The Pittsburgh defense stiffened, holding the Colts without a first down on their next three possessions. The Steelers put it out of reach with Terry Bradshaw's gutsy two-yard touchdown run which capped a 39-yard drive.

Then Andy Russell scored on a record 93-yard fumble return following a Ham sacking of Jones who had returned at the start of the final quarter.

GAME SUMMARY

Colts	0	7	3	0	10
STEELERS	7	0	7	14	28

TEAM	Q	PLAY	DRIVE	SCORE
PIT	1	Harris 8 run (Gerela kick)	4-61, 1:30	7-0
BAL	1	Doughty 5 pass from Domres (Linhart kick)	5-19, 2:33	7-7
BAL	3	Linhart 24 FG	7-15, 2:54	7-10
PIT	3	Bleier 7 run (Gerela kick)	1-7, 0:05	14-10
PIT	4	Bradshaw 2 run (Gerela kick)	7-39, 2:21	21-10
PIT	4	Russell 93 fumble return (Gerela kick)	—	28-10

TEAM STATISTICS

	Colts	Steelers
First Downs	10 (4-4-2)	16 (13-3-0)
Third Downs	6-21 (28%)	4-12 (33%)
Total Net Yards	154	287
Plays-Avg.	68-2.3	59-4.9
Rushing Yards	82	211
Att.-Avg.	41-2.3	43-4.9
Passing Yards	72	76
Pass.-Att.-Comp.	22-8-2	13-8-2
Punts-Avg.	9-40.1	4-39.8
Fumbles-Lost	2-1	3-3
Penalties-Yds.	6-53	5-45

INDIVIDUAL STATISTICS

RUSHING: Bal. - Mitchell 26-63; Domres 4-17; Jones 2-6; Olds 5-6; McCauley 3-3; Carr 1-(-13). Pit. - Harris 27-153, 1 TD; Bleier 12-28, 1 TD; Bradshaw 3-22; Collier 1-8.

PASSING: Bal. - Jones 11-6-0, 91; Domres 11-2-2, 9, 1 TD. Pit. - Bradshaw 13-8-2, 103.

RECEIVING: Bal. - Mitchell 4-20; Doughty 2-63; McCauley 1-9; Kennedy 1-8. Pit. - Lewis 3-65; Swann 2-15; Bleier 2-14; Brown 1-9.

1975 AFC Championship

Pittsburgh 16, Oakland 10

January 4, 1976

(49,103)

PITTSBURGH — In a game that was not decided until the final play, the Steelers overcame eight turnovers, including a lost onside kick, which gave the Raiders a final opportunity to win, for a 16-10 victory.

The game was played on an icy field with temperatures in the teens and strong, gusty winds.

Oakland intercepted two passes in the first quarter but the best they could get out of them was a missed 38-yard field goal. The Steelers took advantage of the initial Raider turnover, the first of Mike Wagner's two interceptions and a 20-yard return, to get on the board with a field goal.

The Steelers missed two field-goal attempts, 44- and 48-yard tries, in a third quarter in which the Raiders committed three turnovers to the Steelers' one.

Franco Harris completed a 70-yard drive when he found the middle jammed and swung around his left side for 25 yards scoring the game's first TD on the second play of the final quarter.

Ken Stabler responded with a 60-yard, six-pass drive to reduce the Steeler lead to three again.

Another Oakland fumble, which Jack Lambert grabbed for his third recovery of the game on the Oakland 25, set up the final Steelers score. While the Steelers were running out the clock, Harris fumbled and the Raiders quickly moved into position for a 41-yard field goal. The Steelers committed their third fumble in the final five minutes of the game on the ensuing onside kickoff but time ran out on the Raiders.

GAME SUMMARY

Raiders	0	0	0	10	10
STEELERS	0	3	0	13	16

TEAM	Q	PLAY	DRIVE	SCORE
PIT	2	Gerela 36 FG	5-31, 2:29	3-0
PIT	4	Harris 25 run (Gerela kick)	5-70, 2:15	10-0
OAK	4	Siani 14 pass from Stabler (Blanda kick)	6-60, 1:45	10-7
PIT	4	Stallworth 20 pass from Bradshaw (snap fumbled)	3-25, 1:18	16-7
OAK	4	Blanda 41 FG	6-41, 1:14	16-10

TEAM STATISTICS

	Raiders	Steelers
First Downs	18 (3-13-2)	16 (5-10-1)
Third Downs	7-18 (39%)	5-13 (38%)
Total Net Yards	321	332
Plays-Avg.	76-4.2	64-5.2
Rushing Yards	93	117
Att.-Avg.	32-2.9	39-3.0
Passing Yards	228	215
Pass.-Att.-Comp.	42-18-2	25-15-3
Punts-Avg.	8-37.8	4-38.5
Fumbles-Lost	4-3	5-5
Penalties-Yds.	4-40	3-32

INDIVIDUAL STATISTICS

RUSHING: Oak. - Banaszak 8-33; Hubbard 10-30; C. Davis 13-29; J. Phillips 1-1. Pit. - Harris 27-79; Bradshaw 2-22; Bleier 10-16.

PASSING: Oak. - Stabler 42-18-2, 246, 1 TD. Pit. - Bradshaw 25-15-3, 215, 1 TD.

RECEIVING: Oak. - Siani 5-80, 1 TD; Casper 5-67; Branch 2-56; Banaszak 2-12; Moore 2-12; Hart 1-16; C. Davis 1-3. Pit. - Harris 5-58; Grossman 4-36; Swann 2-45; Stallworth 2-30, 1 TD; Lewis 1-33; Brown 1-13.

Pittsburgh Steelers Playoff Summaries

1976 AFC Divisional Playoff

Pittsburgh 40, Baltimore 14

December 19, 1976

(60,020)

PITTSBURGH — The Steelers struck quick with a 76-yard touchdown pass from Terry Bradshaw to Frank Lewis on the game's third play en route to setting league marks for total yardage and a then-team postseason record for points, with a 40-14 win.

Terry Bradshaw played the finest game of his career, setting then-personal highs by completing 78 percent of his passes for three touchdowns.

The Steelers scored five of the first six times they had the ball and their 17-point second quarter sealed the victory.

First-half interceptions by Mike Wagner and Glen Edwards and five quarterback sacks, two by Andy Russell on successive plays, paced the defense.

However, the victory was a very costly one, which would take its toll one week later.

Both Franco Harris and Rocky Bleier suffered injuries which sidelined them for the AFC title game. Harris was hurt early in the third quarter after rushing for 132 yards. Frenchy Fuqua and Reggie Harrison picked up the slack, making large contributions rushing and receiving.

GAME SUMMARY

STEELERS	9	17	0	14	40
Colts	7	0	0	7	14
TEAM	Q	PLAY	DRIVE	SCORE	
PIT	1	Lewis 76 pass from Bradshaw (kick failed)	3-78, 1:28	6-0	
PIT	1	Gerela 45 FG	8-50, 4:06	9-0	
BAL	1	Carr 17 pass from Jones (Linhart kick)	9-69, 5:04	9-7	
PIT	2	Harrison 1 run (Gerela kick)	6-32, 3:00	16-7	
PIT	2	Swann 29 pass from Bradshaw (Gerela kick)	5-54, 1:45	23-7	
PIT	2	Gerela 25 FG	5-39, 0:36	26-7	
PIT	4	Swann 11 pass from Bradshaw (Gerela kick)	9-68, 4:34	33-7	
BAL	4	Leaks 1 run (Linhart kick)	9-65, 3:17	33-14	
PIT	4	Harrison 10 run (Mansfield kick)	5-50, 3:04	40-14	

TEAM STATISTICS

	Steelers	Colts
First Downs	29 (12-15-2)	16 (4-8-4)
Third Downs	9-10 (90%)	4-9 (44%)
Total Net Yards	526	170
Plays-Avg.	65-8.1	53-3.2
Rushing Yards	225	71
Att.-Avg.	40-5.6	23-3.1
Passing Yards	301	99
Pass.-Att.-Comp.	24-19-0	25-11-2
Punts-Avg.	1-33	4-40.5
Fumbles-Lost	2-1	0-0
Penalties-Yds.	12-8	7-59

INDIVIDUAL STATISTICS

RUSHING: Pit. - Harris 18-132; Fuqua 11-54; Harrison 10-40, 2 TD; Bleier 1-(-1). **Bal.** - Mitchell 16-55; Leaks 4-12, 1 TD; McCauley 1-1; Jones 2-3.

PASSING: Pit. - Bradshaw 18-14-0, 264, 3 TD; Kruczek 6-5-0, 44. **Bal.** - Jones 25-11-2, 144, 1 TD.

RECEIVING: Pit. - Swann 5-77, 2 TDs; Harrison 4-37; Harris 3-24; Lewis 2-103, 1 TD; Fuqua 2-34; Bell 2-25; Stallworth 1-8. **Bal.** - Mitchell 5-42, Chester 3-42; Carr 2-35; Doughty 1-25.

1976 AFC Championship

Oakland 24, Pittsburgh 7

December 26, 1976

(53,739)

OAKLAND, Calif. — The Steelers and Raiders met for a fifth straight year in the playoffs and third season in a row for the AFC title.

The Raiders ended the Steelers seven-game postseason winning streak with a surprisingly strong running game and the timely passing of Ken Stabler, which they parlayed with a tenacious defense onto a 24-7 victory.

Oakland grabbed a 10-point lead on a pair of Steelers' errors. A partially blocked punt led to a field goal and an interception on a deflection that was returned to the one yard-line set up a touchdown.

Forced to throw because of injuries to Franco Harris and Rocky Bleier, neither of whom played, the Steelers fought back and on their next possession and went 75 yards with all but 16 coming through the air. However, the Raiders matched it by storming 69 yards to score with 23 seconds left in the half.

After their 63-yard scoring drive in the third quarter, the Raiders were content to play conservatively while the desperate Steelers were forced to play catch-up, something they were unable to do this day.

GAME SUMMARY

STEELERS	0	7	0	0	7
Raiders	3	14	7	0	24
TEAM	Q	PLAY	DRIVE	SCORE	
OAK	1	Mann 39 FG	7-38, 3:20	0-3	
OAK	2	Davis 1 run (Mann kick)	3-1, 5:30	0-10	
PIT	2	Harrison 3 run (Mansfield kick)	8-75, 5:00	7-10	
OAK	2	Bankston 4 pass from Stabler (Mann kick)	14-69, 4:04	7-17	
OAK	3	Banaszak 5 pass from Stabler (Mann kick)	12-63, 6:47	7-24	

TEAM STATISTICS

	Steelers	Raiders
First Downs	13 (3-8-2)	15 (7-7-1)
Third Downs	4-14 (28%)	7-18 (39%)
Total Net Yards	237	220
Plays-Avg.	59-4.0	68-3.3
Rushing Yards	72	157
Att.-Avg.	21-3.4	51-3.1
Passing Yards	165	63
Pass.-Att.-Comp.	35-14-1	16-10-0
Punts-Avg.	7-37.3	7-44
Fumbles-Lost	1-0	2-0
Penalties-Yds.	5-29	7-34

INDIVIDUAL STATISTICS

RUSHING: Pit. - Harrison 11-44, 1 TD; Fuqua 8-24; Bradshaw 1-4; Cunningham 1-0. **Oak.** - Van Eeghen 22-66; Davis 11-54, 1 TD; Banaszak 15-46; Garrett 2-4; Casper 1-(-13).

PASSING: Pit. - Bradshaw 35-14-1, 176. **Oak.** - Stabler 16-10-0, 88, 2 TD; Rae 0-0-0, 0.

RECEIVING: Pit. - Cunningham 4-36; Swann 3-58; Fuqua 2-11; Harrison 2-10; Brown 1-32; Stallworth 1-18; Lewis 1-11. **Oak.** - Branch 3-46; Bankston 2-11, 1 TD; Davis 2-7; Van Eeghen 1-14; Banaszak 1-5, 1 TD; Casper 1-5.

Pittsburgh Steelers Playoff Summaries

1977 AFC Divisional Playoff

Denver 34, Pittsburgh 21

December 24, 1977

(75,011)

DENVER — Making the same mistakes that typified their play during the regular season, the Steelers were eliminated in the opening round of the playoffs for the first time since 1973, losing to Denver 34-21.

Pittsburgh lost the football on four turnovers plus a blocked punt, which accounted for 24 of Denver's points. The blocked punt and a Franco Harris fumble set up short scoring drives of 17 and 10 yards which kept the Broncos in the game in the first half when the Steelers held a 183-44 edge in offensive yardage. Both Steelers touchdowns came on long, time-consuming drives in the second quarter as Harris ran for 82 yards in the first half with 60 of them coming during the two scoring efforts.

In the second half, the Steelers deserted their productive running game and rushed the ball just nine times with Harris getting it five times after carrying on 23 occasions in the initial 30 minutes. They were outgained by Denver, 214-121.

After stopping the Broncos four times from inside the two-yard line in the third quarter, the Steelers could not get out of the hole that led to Denver's third score, a first down pass for 30 yards.

The Steelers had one more comeback attempt left as they came from behind for the third time to even the score on a 60-yard, four-play march with all but one of the yards coming through the air.

After that, Pittsburgh got just one first down on its final three possessions and turned the ball over twice on interceptions to set up Denver's last 10 points.

The lone positive note for the Steelers was Harris becoming the first pro player to gain 1,000 yards in postseason play, pushing his total to 1,050.

GAME SUMMARY

STEELERS	0	14	0	7	21
Broncos	7	7	7	13	34

TEAM	Q	PLAY	DRIVE	SCORE
DEN	1	Lytle 7 run (Turner kick)	4-17, 1:18	0-7
PIT	2	Bradshaw 1 run (Gerela kick)	11-56, 5:10	7-7
DEN	2	Armstrong 10 run (Turner kick)	1-10, 0:43	7-14
PIT	2	Harris 1 run (Gerela kick)	9-65, 2:23	14-14
DEN	3	Odoms 30 pass from Morton (Turner kick)	4-41, 0:51	14-21
PIT	4	Brown 1 pass from Bradshaw (Gerela kick)	4-61, 1:42	21-21
DEN	4	Turner 44 FG	7-39, 2:29	21-24
DEN	4	Turner 35 FG	4-2, 0:36	21-27
DEN	4	Dolbin 34 pass from Morton (Turner kick)	2-33, 0:13	21-34

TEAM STATISTICS

	Steelers	Broncos
First Downs	18 (10-8-0)	15 (5-9-1)
Third Downs	11-22 (50%)	4-13 (31%)
Total Net Yards	304	258
Plays-Avg.	76-4.0	61-4.2
Rushing Yards	127	103
Att.-Avg.	39-3.3	37-2.8
Passing Yards	177	155
Pass.-Att.-Comp.	37-19-3	23-11-0
Punts-Avg.	6-34.0	5-37.6
Fumbles-Lost	2-1	3-1
Penalties-Yds.	10-67	3-20

INDIVIDUAL STATISTICS

RUSHING: Pit. - Harris 28-92, 1 TD; Bleier 7-14; Bradshaw 4-21, 1 TD. Den. - Lytle 12-26, 1 TD; Keyworth 5-20; Jensen 4-13; Armstrong 11-44, 1 TD; Morton 5-0.

PASSING: Pit. - Bradshaw 37-19-3, 177, 1 TD. Den. - Morton 23-11-0, 164, 1 TD.

RECEIVING: Pit. - Harris 4-20; Cunningham 3-42; Swann 1-6; Stallworth 4-80; Bleier 2-10; Brown 1-1, 1 TD; Maxson 3-11; Grossman 1-7. Den. - Jensen 2-33; Odoms 5-43, 1 TD; Moses 2-45; Armstrong 1-9; Dolbin 1-34, 1 TD.

1978 AFC Divisional Playoff

Pittsburgh 33, Denver 10

December 30, 1978

(48,921)

PITTSBURGH — Playing their first playoff game at home in three years, the Steelers advanced to the AFC Championship game for the fourth time in six years with one of their best overall performances ever in postseason play, defeating Denver, 33-10.

After falling behind 3-0, the Steelers scored touchdowns on back-to-back possessions to assume a commanding lead and were never seriously threatened thereafter.

The offense gained 425 yards, while Terry Bradshaw had a postseason career-high of 272 yards passing and was aided by the great touchdown receptions of John Stallworth and Lynn Swann, both of whom took balls away from Denver defenders in the end zone. Stallworth set a then-NFL Divisional Playoff record with his 10 catches. Franco Harris added to four NFL postseason records he already held. He increased his totals to 1,155 yards, 282 rushing attempts, five 100-yard games and 12 touchdowns.

The Pittsburgh defense was no less than devastating, completely shutting down the Broncos' running game and marking the sixth straight game in which it did not allow 100 yards rushing. This forced Denver to go to a passing game and resulted in six quarterback sacks.

Joe Greene took away the Broncos early second-half momentum when he blocked a field goal attempt. Then Stallworth and Swann settled the issue with two big catches in a 32-second span of the fourth quarter. Sandwiched between those two plays was Rick Upchurch's fumble on the kickoff following Stallworth's big play, which Dennis Winston recovered.

GAME SUMMARY

Broncos	3	7	0	0	10
STEELERS	6	13	0	14	33

TEAM	Q	PLAY	DRIVE	SCORE
DEN	1	Turner 37 FG	5-6, 3:41	0-3
PIT	1	Harris 1 run (kick failed)	8-66, 3:14	6-3
PIT	2	Harris 18 run (Gerela kick)	4-43, 2:05	13-3
PIT	2	Gerela 24 FG	8-38, 2:20	16-3
DEN	2	Preston 3 run (Turner kick)	4-49, 1:00	16-10
PIT	2	Gerela 27 FG	7-45, 1:42	19-10
PIT	4	Stallworth 48 pass from Bradshaw (Gerela kick)	4-71, 2:14	26-10
PIT	4	Swann 38 pass from Bradshaw (Gerela kick)	2-29, 0:39	33-10

TEAM STATISTICS

	Broncos	Steelers
First Downs	15 (5-8-2)	24 (9-11-4)
Third Downs	3-14 (21%)	6-14 (43%)
Total Net Yards	218	425
Plays-Avg.	55-3.9	69-6.1
Rushing Yards	87	153
Att.-Avg.	27-3.2	40-3.8
Passing Yards	131	272
Pass.-Att.-Comp.	22-12-0	29-16-1
Punts-Avg.	6-34	2-36
Fumbles-Lost	2-2	4-1
Penalties-Yds.	8-104	11-88

INDIVIDUAL STATISTICS

RUSHING: Den. - Keyworth 6-12; Lytle 5-6; Canada 1-3; Perrin 6-6; Preston 4-14, 1 TD; Weese 4-43; Armstrong 1-3. Pit. - Harris 24-105, 2 TD; Bleier 8-26; Bradshaw 2-4; Thornton 2-4; Moser 2-6; Smith 1-4; Deloplaine 1-4.

PASSING: Den. - Morton 5-3-0, 34; Weese 16-8-0, 118; Dilts 1-1-0, 16. Pit. - Bradshaw 29-16-1, 272, 2 TD.

RECEIVING: Den. - Moses 2-33; Dolbin 4-77; Lytle 1-(-1); Perrin 2-16; Odoms 1-24; Preston 2-19. Pit. - Stallworth 10-156, 1 TD; Grossman 4-64; Swann 2-52, 1 TD.

Pittsburgh Steelers Playoff Summaries

1978 AFC Championship

Pittsburgh 34, Houston 5
January 7, 1979
(49,417)

PITTSBURGH — The Steelers won their third AFC Championship in five years with an awesome offensive and defensive display, defeating the Houston Oilers, 34-5.

The game was played in a cold, steady rain which contributed to an NFL postseason record of 12 fumbles.

The Steelers built a 14-3 lead on touchdown runs by Franco Harris (seven yards) and Rocky Bleier (17 yards). They broke the game open with a 17-point burst in the last 52 seconds of the first half by capitalizing on three Houston fumbles. Both touchdowns in this span came on Terry Bradshaw passes to John Stallworth and Lynn Swann.

The Steelers quarterback was spectacular in completing 11-of-19 attempts for 200 yards while Dan Pastorini, his counterpart, was harassed by the Pittsburgh defense and the weather. He was intercepted five times and sacked on four occasions, and the tremendous Steelers pass rush forced him to throw most of the time under severe pressure.

Rookie Earl Campbell, the NFL's leading rusher, was limited to 26 yards on 15 carries in the first half and finished the game with just 62 yards on 22 attempts.

The Steelers' dominance was best exhibited by the first half yardage totals of 287 to 54. All-Pro linebacker Jack Ham was a standout with an interception, two fumble recoveries and a sack. The Steelers enjoyed great field position most of the game that was aided by 90 yards in interception returns and 91 yards on Theo Bell's six punt returns.

GAME SUMMARY

Oilers	0	3	2	0	5
STEELERS	14	17	3	0	34
TEAM	Q	PLAY	DRIVE	SCORE	
PIT	1	Harris 7 run (Gerela kick)	5-57, 1:14	7-0	
PIT	1	Bleier 17 run (Gerela kick)	2-17, 0:38	14-0	
HOU	2	Fritsch 19 FG	5-16, 1:18	14-3	
PIT	2	Swann 29 pass from Bradshaw (Gerela kick)	4-69, 0:25	21-3	
PIT	2	Stallworth 17 pass from Bradshaw (Gerela kick)	2-17, 0:13	28-3	
PIT	2	Gerela 37 FG	3-5, 0:14	31-3	
PIT	3	Gerela 22 FG	6-9, 2:32	34-3	
HOU	3	Washington tackled Bleier for safety	—	34-5	

TEAM STATISTICS

	Oilers	Steelers
First Downs	10 (5-3-2)	21 (8-11-2)
Third Downs	1-11 (9%)	1-9 (11%)
Total Net Yards	142	379
Plays-Avg.	56-3.0	66-5.7
Rushing Yards	72	179
Att.-Avg.	26-2.8	47-3.8
Passing Yards	70	200
Pass.-Att.-Comp.	26-12-5	19-11-2
Punts-Avg.	6-39.5	1-53
Fumbles-Lost	6-4	6-3
Penalties-Yds.	5-48	4-32

INDIVIDUAL STATISTICS

RUSHING: Hou. - Campbell 22-62; Woods 1-9; Coleman 1-(-5); Wilson 2-6. **Pit.** - Harris 20-51, 1 TD; Bleier 10-45, 1 TD; Bradshaw 7-29; Deloplaine 3-28; Thornton 3-22; Moser 3-7; Kruczek 1-(-3).

PASSING: Hou. - Pastorini 26-12-5, 96. **Pit.** - Bradshaw 19-11-2, 200, 2 TD; Kruczek 0-0-0, 0.

RECEIVING: Hou. - Caster 5-44; Wilson 5-33; Coleman 1-15; Campbell 1-4. **Pit.** - Swann 4-98, 1 TD; Grossman 2-43; Bleier 4-42; Stallworth 1-17, 1 TD.

1979 AFC Divisional Playoff

Pittsburgh 34, Miami 14
December 30, 1979
(50,214)

PITTSBURGH — The Steelers were flawless in the first quarter, controlling the football for more than 13 minutes and scoring touchdowns the first three times they had the ball en route to a 34-14 victory. Miami was able to run just seven plays for a net of two yards.

Pittsburgh converted four of four third-down plays in the opening period and was successful on 11-of-14 the entire game. In directing the three early drives, Terry Bradshaw completed 7-of-9 passes.

With a big cushion, the defense never gave Miami a chance, stopping the Dolphins without a score twice in the second quarter when they had first downs inside the Pittsburgh 10-yard line. Dennis Winston's interception ended one drive and a great goal-line stand the other.

At halftime the Steelers held a 229-35 edge in yardage and a 15-4 margin in first downs. For the game, the Dolphins, a ball-control team, rushed for 25 yards on 22 carries with 21 of those yards coming in the final quarter.

It was the fourth straight postseason game in which the Steelers had scored over 30 points. Bradshaw set a personal postseason record with 21 completions, and Franco Harris was the leading rusher for the 12th time in 15 postseason games increasing his all-time lead total to 1,357 yards and scored his 15th touchdown, another postseason record. The victory was the Steelers' 15th straight at home and sixth postseason win in a row at Three Rivers Stadium.

GAME SUMMARY

Dolphins	0	0	7	7	14
STEELERS	20	0	7	7	34
TEAM	Q	PLAY	DRIVE	SCORE	
PIT	1	Thornton 1 run (Bahr kick)	13-62, 6:53	7-0	
PIT	1	Stallworth 17 pass from Bradshaw (kick blocked)	9-62, 1:55	13-0	
PIT	1	Swann 20 pass from Bradshaw (Bahr kick)	6-56, 2:28	20-0	
MIA	3	Harris 7 pass from Griese (Von Schamann kick)	2-11, 0:49	20-7	
PIT	3	Bleier 1 run (Bahr kick)	12-69, 3:53	27-7	
PIT	4	Harris 5 run (Bahr kick)	9-43, 5:08	34-7	
MIA	4	Csonka 1 run (Von Schamann kick)	13-76, 5:48	34-14	

TEAM STATISTICS

	Dolphins	Steelers
First Downs	16 (2-11-3)	27 (14-12-1)
Third Downs	7-19 (36%)	11-14 (78%)
Total Net Yards	249	379
Plays-Avg.	65-3.8	72-5.3
Rushing Yards	25	159
Att.-Avg.	65-3.8	72-5.3
Passing Yards	224	220
Pass.-Att.-Comp.	40-22-2	31-21-0
Punts-Avg.	4-36.3	2-29.5
Fumbles-Lost	0-0	3-3
Penalties-Yds.	4-35	8-41

INDIVIDUAL STATISTICS

RUSHING: Mia. - Csonka 10-20, 1 TD; Williams 8-1; Davis 2-12; Griese 1-1; Roberts 1-(-9). **Pit.** - Harris 21-83, 1 TD; Thornton 12-52, 1 TD; Bleier 4-13, 1 TD; Hawthorne 2-15; Anderson 1-(-4).

PASSING: Mia. - Griese 26-14-1, 118, 1 TD; Strock 14-8-1, 125. **Pit.** - Bradshaw 31-21-0, 230, 2 TD.

RECEIVING: Mia. - Williams 6-26; Moore 5-93; Harris 3-61, 1 TD; Nathan 3-27; Davis 2-24; Hardy 2-12. **Pit.** - Stallworth 6-86, 1 TD; Smith 4-41; Harris 5-32; Swann 3-37, 1 TD; Thornton 3-34.

Pittsburgh Steelers Playoff Summaries

1979 AFC Championship

Pittsburgh 27, Houston 13
January 6, 1980
(50,475)

PITTSBURGH — The Steelers won their fourth AFC Championship in six years in a hard-fought, physical game over the Houston Oilers that was much closer than the 27-13 final score indicates, typifying the rivalry that exists between the AFC Central rivals.

Even though the statistics favored the Steelers, their last touchdown came in the final minute and the final score was their largest margin of the game.

Terry Bradshaw continued his spectacular postseason play, converting 13-of-19 third-down opportunities, and the defense did not allow a touchdown, holding the Oilers to just 24 yards rushing and Earl Campbell to 15 yards on 17 attempts.

Houston jumped in front when Vernon Perry stopped a promising drive with an interception which he returned 75 yards for a score. The teams traded field goals on back-to-back possessions.

Bradshaw guided his team to touchdowns on their next two chances which gave the Steelers a lead they never surrendered although it was seriously threatened late in the third quarter when the officials ruled Mike Renfro did not have possession on what appeared to be a tying touchdown pass. The Oilers settled for a field goal which the Steelers soon matched.

A fumble led to Pittsburgh's last score.

Bradshaw's two touchdown passes gave him a postseason career total of 26, an NFL record, increasing his yardage record to 3,199. Franco Harris was the leading rusher for the 13th time in 16 postseason games and increased his rushing yardage to 1,442, another NFL mark. The win was the Steelers 16th straight at home and seventh playoff win in a row at Three Rivers Stadium.

GAME SUMMARY

Oilers	7	3	0	3	13
STEELERS	3	14	0	10	27

TEAM	Q	PLAY	DRIVE	SCORE
HOU	1	Perry 75 interception return (Fritsch kick)	—	0-7
PIT	1	Bahr 21 FG	7-36, 3:06	3-7
HOU	2	Fritsch 27 FG	8-72, 4:33	3-10
PIT	2	Cunningham 16 pass from Bradshaw (Bahr kick)	10-67, 4:31	10-10
PIT	2	Stallworth 20 pass from Bradshaw (Bahr kick)	6-49, 3:22	17-10
HOU	4	Fritsch 23 FG	12-81, 6:42	17-13
PIT	4	Bahr 39 FG	11-55, 4:55	20-13
PIT	4	Bleier 4 run (Bahr kick)	9-45, 4:52	27-13

TEAM STATISTICS

	Oilers	Steelers
First Downs	11 (2-7-2)	22 (9-13-0)
Third Downs	3-11 (27%)	13-19 (68%)
Total Net Yards	227	358
Plays-Avg.	52-4.4	69-5.2
Rushing Yards	24	161
Att.-Avg.	22-1.1	36-4.5
Passing Yards	203	197
Pass.-Att.-Comp.	29-20-1	30-18-1
Punts-Avg.	4-30	3-51
Fumbles-Lost	4-2	1-1
Penalties-Yds.	2-10	5-34

INDIVIDUAL STATISTICS

RUSHING: Hou. - Campbell 17-15; Wilson 4-9; Caster 1-0. Pit. - Harris 21-85; Bleier 13-52, 1 TD; Bradshaw 1-25; Thornton 1-(-1).

PASSING: Hou. - Pastorini 28-19-1, 203, 1 TD; Nielsen 1-1-0, 9. Pit. - Bradshaw 30-18-1, 219, 2 TD.

RECEIVING: Hou. - Wilson 7-60; Carpenter 5-23; Renfro 3-52; Coleman 2-46; Merkens 1-12; Campbell 1-11; Barber 1-8. Pit. - Harris 6-50, Swann 4-64; Stallworth 3-52, 1 TD; Bleier 3-39; Cunningham 2-14, 1 TD.

1982 AFC Tournament

San Diego 31, Pittsburgh 28
January 9, 1983
(53,546)

PITTSBURGH — The Steelers ended their 50th season with one of their most bitter losses ever, a 31-28 defeat to the San Diego Chargers.

Dan Fouts threw two short touchdown passes to Kellen Winslow in the final nine minutes after the Steelers had taken an 11-point lead early in the fourth quarter.

Terry Bradshaw played one of the greatest games of his career, completing 25 of his first 28 passes, including 15 in a row, but threw two interceptions, which knocked the Steelers out of the playoffs.

The initial interception came on a first down play from the San Diego 29-yard line on the first play after the two-minute warning in the second quarter with the Steelers leading, 14-10. Bruce Laird returned the interception 35 yards and the Chargers drove 64 yards to take their first lead, 17-14.

The last and most costly interception came with 11 minutes to play and the Steelers holding a 28-17 margin. This one was returned by Jeff Allen to the Pittsburgh 29-yard line from where the Chargers scored on five plays plus an important holding penalty which nullified a Mel Blount interception.

After two Steelers first downs on the next series, John Goodson's 20-yard punt gave San Diego decent field position and they capitalized on the winning score.

The game started on a bizarre note when rookie Guy Ruff recovered James Brooks' fumble off the opening kickoff in the end zone to set an NFL record for the quickest score at the start of the game.

GAME SUMMARY

Chargers	3	14	0	14	31
STEELERS	14	0	7	7	28

TEAM	Q	PLAY	DRIVE	SCORE
PIT	1	Ruff recovered Brooks fumble in end zone (Anderson kick)	—	7-0
SD	1	Benirschke 25 FG	11-91, 4:21	7-3
PIT	1	Bradshaw 1 run (Anderson kick)	9-71, 5:06	14-3
SD	2	Brooks 18 run (Benirschke kick)	11-80, 4:53	14-10
SD	2	Sievers 10 pass from Fouts (Benirschke kick)	7-64, 1:18	14-17
PIT	3	Cunningham 2 pass from Bradshaw (Anderson kick)	8-74, 4:40	21-17
PIT	4	Stallworth 9 pass from Bradshaw (Anderson kick)	10-86, 6:37	28-17
SD	4	Winslow 8 pass from Fouts (Benirschke kick)	5-29, 2:19	28-24
SD	4	Winslow 2 pass from Fouts (Benirschke kick)	8-64, 2:59	28-31

TEAM STATISTICS

	Chargers	Steelers
First Downs	29 (6-19-4)	26 (6-19-1)
Third Downs	9-14 (64%)	6-12 (50%)
Total Net Yards	479	422
Plays-Avg.	71-6.7	62-6.8
Rushing Yards	146	97
Att.-Avg.	29-5.0	23-4.2
Passing Yards	333	325
Pass.-Att.-Comp.	42-21-0	39-28-2
Punts-Avg.	1-48	2-32.5
Fumbles-Lost	3-2	1-0
Penalties-Yds.	6-51	6-54

INDIVIDUAL STATISTICS

RUSHING: S.D. - Muncie 25-126; Brooks 3-20, 1 TD; Cappelletti 1-0. Pit. - Harris 10-35; Pollard 9-47; Hawthorne 2-3; Bradshaw 2-12, 1 TD.

PASSING: S.D. - Fouts 42-27-0, 333, 3 TD. Pit. - Bradshaw 39-28-2, 325, 2 TD.

RECEIVING: S.D. - Chandler 9-124; Winslow 7-102, 2 TD; Joiner 5-68; Sievers 2-17, 1 TD; Muncie 1-12; Fitzkee 1-8; Brooks 1-4; Cappelletti 1-(-2). Pit. - Harris 11-71; Stallworth 8-116, 1 TD; Cunningham 5-55, 1 TD; Pollard 2-29; Smith 1-40; Swann 1-14.

Pittsburgh Steelers Playoff Summaries

1983 AFC Divisional Playoff

Los Angeles 38, Pittsburgh 10

January 1, 1984

(90,334)

LOS ANGELES — For the second straight year, the Steelers were eliminated in the first round of the playoffs, losing 38-10, to the Los Angeles Raiders. The defeat was their fifth in the last six games and their sixth straight to the Raiders.

After taking the lead on an impressive 78-yard drive, which produced three first downs, the Pittsburgh offense struggled for the balance of the game.

On their first scoring series, the Steelers elected to kick a field goal rather than try for a touchdown inches from the Raider goal line. The march was highlighted by a spectacular 44-yard reception by Wayne Capers. The Raiders took the lead the next time the Steelers had the ball when Lester Hayes stepped in front of a Cliff Stoudt to Calvin Sweeney sideline pass. Los Angeles scored on its next possession and added a field goal with six seconds remaining in the first half.

The Raiders scored the first three times they had the ball in the second half with drives of 72, 58, and 65 yards, while the Steelers settled for a 58-yard scoring pass from Stoudt to John Stallworth.

It was a record-tying 10th touchdown reception for Stallworth and the eighth straight playoff game in which he had scored to extend his own NFL mark.

The attendance of 90,334 was the largest postseason crowd in NFL history other than a Super Bowl and the second largest to ever see the Steelers play.

GAME SUMMARY

STEELERS	3	0	1	0	10
Raiders	7	10	21	0	38

TEAM	Q	PLAY	DRIVE	SCORE
PIT	1	Anderson 17 FG	8-78, 3:29	3-0
LA	1	Hayes 18 interception return (Bahr kick)	—	3-7
LA	2	Allen 4 run (Bahr kick)	9-80, 4:23	3-14
LA	2	Bahr 45 FG	7-43, 0:57	3-17
LA	3	King 9 run (Bahr kick)	9-72, 4:55	3-24
LA	3	Allen 49 run (Bahr kick)	2-58, 0:48	3-31
PIT	3	Stallworth 58 pass from Stoudt (Anderson kick)	4-75, 1:19	10-31
LA	3	Hawkins 2 run (Bahr kick)	10-65, 4:41	10-38

TEAM STATISTICS

	Steelers	Raiders
First Downs	17 (9-8-0)	24 (13-9-2)
Third Downs	4-14 (29%)	5-13 (38%)
Total Net Yards	331	413
Plays-Avg.	64-5.2	68-6.1
Rushing Yards	162	188
Att.-Avg.	32-5.1	33-5.7
Passing Yards	169	225
Pass.-Att.-Comp.	27-13-1	34-21-0
Punts-Avg.	8-40.9	6-41.3
Fumbles-Lost	2-1	2-0
Penalties-Yds.	4-30	2-15

INDIVIDUAL STATISTICS

RUSHING: Pit. - Stoudt 9-50; Pollard 9-37; Abercrombie 6-36; F. Harris 6-33; Odom 1-4; T. Harris 1-2. **L.A.** - Allen 13-121, 2 TD; Hawkins 10-25, 1 TD; King 6-20, 1 TD; Plunkett 2-23; Guy 1-2; Wilson 1-(-3).

PASSING: Pit. - Stoudt 20-10-1, 187, 1 TD; Malone 7-3-0, 22. **L.A.** - Plunkett 34-21-0, 232.

RECEIVING: Pit. - F. Harris 4-31; Capers 2-54; Cunningham 2-32; Sweeney 2-24; Stallworth 1-58, 1 TD; Odom 1-6; Abercrombie 1-4. **L.A.** - Christensen 7-88; Branch 6-76; Allen 5-38; Barnwell 3-30.

1984 AFC Divisional Playoff

Pittsburgh 24, Denver 17

December 30, 1984

(74,981)

DENVER — The Steelers overcame a near-disastrous start, a blocked punt and three missed field goals to earn their first postseason win since Super Bowl XIV, a 24-17 victory over Denver.

Eric Williams' interception and 28-yard return to the two-yard line with three and a half minutes to go set up the winning touchdown, scored on a gutsy two-yard plunge by Frank Pollard. Twice the Steelers came back from seven point deficits and their three scoring drives prior to the final TD averaged almost 70 yards while the Broncos, meanwhile, never traveled more than 46 yards for their 17 points.

The game opened with Mark Malone losing two fumbles in Pittsburgh's first two possessions. However, Malone rebounded from his early miscues to complete six-of-eight passes on the Steelers' two scoring drives that gave them a halftime lead, 10-7.

A blocked punt on Pittsburgh's first second half possession gave Denver the ball on the four-yard line but for the second time inside their own 10, the Steeler defense stiffened and the Broncos had to settle for a field goal. The next time the Broncos had the ball they broke the 10-10 tie with their most impressive offensive series of the game with the touchdown coming on a John Elway bullet to Steve Watson, the Denver offensive hero with 11 receptions. After a 10-yard touchdown reception by Louis Lipps on which he broke several tackles, the Broncos managed only two first downs the rest of the game.

Two plays after a Gary Anderson missed field goal attempt, Williams turned the game around again with his big interception. Pollard with 99 yards and Abercrombie with 75 had postseason career highs rushing while Gary Dunn had his first career interception in the second quarter to end a Denver threat on the four-yard line.

GAME SUMMARY

STEELERS	0	10	7	7	24
Broncos	7	0	10	0	17

TEAM	Q	PLAY	DRIVE	SCORE
DEN	1	Wright 9 pass from Elway (Karlis kick)	5-22, 8:30	0-7
PIT	2	Anderson 28 FG	12-62, 0:04	3-7
PIT	2	Pollard 1 run (Anderson kick)	8-78, 13:46	10-7
DEN	3	Karlis 21 FG	4-0, 2:50	10-10
DEN	3	Watson 20 pass from Elway (Karlis kick)	6-46, 7:45	10-17
PIT	3	Lipps 10 pass from Malone (Anderson kick)	7-66, 11:41	17-17
PIT	4	Pollard 2 run (Anderson kick)	3-2, 13:01	17-24

TEAM STATISTICS

	Broncos	Steelers
First Downs	15 (4-11-0)	25 (12-13-0)
Third Downs	4-13 (31%)	5-13 (39%)
Total Net Yards	250	381
Plays-Avg.	64-3.9	70-5.4
Rushing Yards	51	169
Att.-Avg.	22-2.3	40-4.2
Passing Yards	199	212
Pass.-Att.-Comp.	38-20-2	28-17-0
Punts-Avg.	4-42.3	3-28.3
Fumbles-Lost	2-0	3-2
Penalties-Yds.	1-5	4-30

INDIVIDUAL STATISTICS

RUSHING: Pit. - Pollard 16-99, 2 TD; Abercrombie 17-75; Veals 1-1; Lipps 1-0; Malone 5-(-6). **Den.** - Winder 15-37; Elway 4-16; Willhite 1-1; Parros 1-0; Watson 1-(-3).

PASSING: Pit. - Malone 28-17-0, 224 1 TD. **Den.** - Elway 37-19-2, 184 2 TD; Willhite 1-1-0, 52.

RECEIVING: Pit. - Lipps 5-86, 1 TD; Pollard 4-48; Stallworth 3-38; Abercrombie 3-18; Cunningham 1-19; Thompson 1-15. **Den.** - Watson 11-177, 1 TD; Winder 4-22; Wright 2-16, 1 TD; Willhite 2-12; Alexander 1-9.

Pittsburgh Steelers Playoff Summaries

1984 AFC Championship

Miami 45, Pittsburgh 28
January 6, 1985
(76,029)

MIAMI — Dan Marino set AFC Championship game records with 421 yards passing and four touchdowns to lead the Dolphins to a 45-28 victory over Pittsburgh.

Eleven of Marino's 21 completions were for 20 yards or more and three were at least 40 yards, as the Steelers secondary could not contain the ultra-quick Dolphin receivers and three of their touchdown drives took less than two minutes to complete.

The Steelers controlled the ball on the ground most of the first half but after they had taken a 14-10 lead on John Stallworth's NFL record 11th touchdown reception in postseason, the Dolphins scored two touchdowns in the last 2:52 of the half and added another one on their first possession of the second half.

Following the scoring barrage, the Steelers were forced to open up their offense and stray away from their ball-control game which was very effective in the first 30 minutes and had accounted for 123 yards rushing and a four-minute edge in possession time. If there was a turning point, it came with a minute and a half left in the first half and Miami holding a 17-14 lead when Mark Malone suffered his third interception which the Dolphins quickly converted into a touchdown and a 10-point margin.

From the end of the first half to their first series of the fourth quarter, the Dolphins scored on five straight possessions. The 1,024 total yards by both teams was an AFC title game record as was the 50 first downs. Stallworth added to his touchdown reception mark with a tumbling third-quarter touchdown reception that brought the Steelers to within 10 points. Marino answered with 80 and 66-yard drives to put the game out of reach. Malone had career-highs with 20 completions and 312 yards passing.

GAME SUMMARY

STEELERS	7	7	7	7	28
Dolphins	7	17	14	7	45

TEAM	Q	PLAY	DRIVE	SCORE
MIA	1	Clayton 40 pass from Marino (von Schamann kick)	4-67, 7:15	0-7
PIT	1	Erenberg 7 run (Anderson kick)	7-66, 11:30	7-7
MIA	2	von Schamann 26 FG	8-55, 5:56	7-10
PIT	2	Stallworth 65 pass from Malone (Anderson kick)	3-71, 12:08	14-10
MIA	2	Duper 41 pass from Marino (von Schamann kick)	5-77, 13:30	14-17
MIA	2	Nathan 2 run (von Schamann kick)	5-35, 14:24	14-24
MIA	3	Duper 36 pass from Marino (von Schamann kick)	4-78, 1:48	14-31
PIT	3	Stallworth 19 pass from Malone (Anderson kick)	9-72, 7:05	21-31
MIA	3	Bennett 1 run (von Schamann kick)	10-80, 13:20	21-38
MIA	4	Moore 6 pass from Marino (von Schamann kick)	9-66, 3:55	21-45
PIT	4	Capers 29 pass from Malone (Anderson kick)	5-84, 14:35	28-45

TEAM STATISTICS

	Dolphins	Steelers
First Downs	28 (10-18-0)	22 (8-14-0)
Third Downs	4-11 (36%)	6-11 (54%)
Total Net Yards	569	455
Plays-Avg.	71-8.0	68-6.7
Rushing Yards	134	143
Att.-Avg.	38-3.5	32-4.5
Passing Yards	435	312
Pass.-Att.-Comp.	33-22-1	36-20-3
Punts-Avg.	2-42.5	3-43.7
Fumbles-Lost	1-1	2-1
Penalties-Yds.	3-25	3-30

INDIVIDUAL STATISTICS

RUSHING: Pit. - Abercrombie 15-68; Pollard 11-48; Erenberg 6-27, 1 TD. Mia. - Nathan 19-64, 1 TD; Bennett 8-33, 1 TD; Johnson 10-39; Strock 1-(-2).

PASSING: Pit. Malone 36-20-3, 312, 3 TD. Mia. - Marino 32-21-1, 421, 4 TD; Nathan 1-1-0, 9.

RECEIVING: Pit. -Stallworth 4-111, 2 TD; Erenberg 5-59; Lipps 3-45; Sweeney 3-42; Pollard 3-13; Capers 1-29; Abercrombie 1-13. Mia. - Nathan 8-114; Duper 5-148, 2 TD; Clayton 4-95 1 TD; Moore 2-34, 1 TD; Hardy 2-16; Rose 1-28.

1989 AFC Wild Card Game

Pittsburgh 26, Houston 23 (OT)
December 31, 1989
(58,306)

HOUSTON — Houston attempted and missed a 55-yard field goal on their first possession and had a punt blocked by linebacker Jerry Olsavsky on their second to set up running back Tim Worley's nine-yard touchdown run which came on a fourth-and-one situation to set the tone for a 26-23 overtime win.

Both teams then added three field goals each before the Oilers staged a fourth-quarter comeback.

Quarterback Warren Moon hit wide receiver Ernest Givins with touchdown passes of 19 and nine yards to put Houston ahead 23-16 with 6:02 left in the game. The Steelers then marched 82 yards on 11 plays, including a 22-yard reverse by wide receiver Dwight Stone, to tie the score at 23-23 with 46 seconds remaining.

In overtime, Pittsburgh got the ball first but was forced to punt after three plays, giving Houston possession at their own 45-yard line. On the Oilers' first play, running back Lorenzo White ran left and fumbled when hit by cornerback Rod Woodson, who recovered the ball at the Houston 46. Five plays later, Gary Anderson booted a 50-yard field goal to end the game at 3:26 of overtime.

Anderson's field goal broke two Steelers postseason records, for most in a game (four) and longest. Running back Merrill Hoge became the second Steelers running back to rush for 100 yards in a postseason game, while the Oilers' Givins finished with 11 receptions for 136 yards and two touchdowns.

GAME SUMMARY

STEELERS	7	3	3	10	3	26
Oilers	0	6	3	14	0	23

TEAM	Q	PLAY	DRIVE	SCORE
PIT	1	Worley 9 run (Anderson kick)	5-32, 12:07	7-0
HOU	2	Zendejas 26 FG	18-87, 5:53	7-3
HOU	2	Zendejas 35 FG	5-24, 8:50	7-6
PIT	2	Anderson 25 FG	8-78, 13:03	10-6
HOU	3	Zendejas 26 FG	4-6, 3:30	10-9
PIT	3	Anderson 30 FG	7-30, 11:55	13-9
PIT	4	Anderson 48 FG	9-33, 0:30	16-9
HOU	4	Givins 18 pass from Moon (Zendejas kick)	10-80, 5:46	16-16
HOU	4	Givins 9 pass from Moon (Zendejas kick)	5-38, 8:58	16-23
PIT	4	Hoge 2 run (Anderson kick)	11-82, 14:14	23-23
PIT	5	Anderson 50 FG	5-14, 3:26	26-23

TEAM STATISTICS

	Steelers	Oilers
First Downs	17 (8-9-0)	22 (2-18-2)
Third Downs	3-14 (21%)	8-18 (44%)
Total Net Yards	289	380
Plays-Avg.	64-4.5	73-5.2
Rushing Yards	177	65
Att.-Avg.	30-5.9	25-2.6
Passing Yards	112	315
Pass.-Att.-Comp.	33-15-0	48-29-0
Punts-Avg.	6-25.3	4-33.0
Fumbles-Lost	1-1	3-2
Penalties-Yds.	5-40	8-45

INDIVIDUAL STATISTICS

RUSHING: Pit. - Hoge 17-100, 1 TD; Worley 11-54, 1 TD; Stone 1-22; Brister 1-1. Hou. - Pinkett 8-26; White 7-13; Rozier 5-12; Moon 3-12; Highsmith 2-2.

PASSING: Pit. - Brister 33-15-0 127. Hou. - Moon 48-29-0 315, 2 TD.

RECEIVING: Pit. - Worley 4-23; Mularkey 3-40; Hoge 3-26; Lipps 3-24; Hill 1-7; Stock 1-7. Hou. - Givins 11-136 2 TD; Hill 6-98; Pinkett 3-24; Highsmith 3-21; Jeffries 3-16; Duncan 2-15; Rozier 1-5.

Pittsburgh Steelers Playoff Summaries

1989 Divisional Playoff

Denver 24, Pittsburgh 23
January 7, 1990
(75,868)

DENVER — The Steelers dominated Denver throughout the game before falling behind by one point with 2:27 remaining, and suffered a 24-23 loss. A fumbled snap from shotgun formation on third down led to the defeat and eliminated them from advancing to the AFC Championship game.

The Steelers produced a season-high 404 offensive yards including 180 total yards by running back Merrill Hoge, but Denver marched 71 yards in nine plays on a fourth-quarter drive for the winning touchdown.

The Steelers had a lead throughout the game, opening with the first of Gary Anderson's three field goals. In the second quarter, Hoge swept left end untouched for a seven-yard touchdown run that extended the Steelers' lead to 10-0 and capped a 93-yard drive that began with a 45-yard run by Hoge.

The Broncos responded with a 12-play, 75-yard drive with running back Melvin Bratton scoring the first of his two one-yard touchdown runs.

Wide receiver Louis Lipps gave Pittsburgh a 10-point lead again with a nine-yard touchdown catch from Bubby Brister, but the Broncos tied the score at 17-17 on wide receiver Vance Johnson's 37-yard reception. Anderson's 35- and 32-yard field goals extended the Steelers' lead to six before Bratton's touchdown and the PAT put Denver ahead, 24-23.

Hoge became the first Steelers player to have consecutive 100-yard rushing games in postseason as he ran 10 times for 100 yards in the first half. Anderson set a team record with his seventh consecutive field goal in postseason, while Brister's 65.5 percent completion rate (19 of 29) was the fourth highest in team history for a game.

GAME SUMMARY

STEELERS	3	14	3	3	23
Broncos	0	10	7	7	24
TEAM	Q	PLAY	DRIVE	SCORE	
PIT	1	Anderson 32 FG	13-65	3-0	
PIT	2	Hoge 7 run (Anderson kick)	5-93	10-0	
DEN	2	Bratton 1 run (Treadwell kick)	12-75	10-7	
PIT	2	Lipps 9 pass from Brister (Anderson kick)	12-77	17-7	
DEN	2	Treadwell 43 FG	3-41	17-10	
DEN	3	Johnson 37 pass from Elway (Treadwell kick)	1-37	17-17	
PIT	3	Anderson 35 FG	10-62	20-17	
PIT	4	Anderson 32 FG	10-34	23-17	
DEN	4	Bratton 1 run (Treadwell kick)	9-71	23-24	

TEAM STATISTICS

	Steelers	Broncos
First Downs	19 (7-12-0)	19 (8-9-2)
Third Downs	9-15 (60%)	6-10 (60%)
Total Net Yards	404	364
Plays-Avg.	61-6.6	52-7.0
Rushing Yards	175	138
Alt.-Avg.	32-5.5	31-4.5
Passing Yards	229	226
Pass.-Alt.-Comp.	29-19-0	20-12-1
Punts-Avg.	2-43.0	4-37.5
Fumbles-Lost	2-2	1-0
Penalties-Yds.	8-50	2-19

INDIVIDUAL STATISTICS

RUSHING: Pit. - Hoge 16-120, 1 TD; Worley 13-50; Brister 2-4; Lipps 1-1. Den. - Humphrey 18-85; Elway 7-44; Sewell 1-6; Bratton 4-3, 2 TD; Winder 1-0.

PASSING: Pit. - Brister 29-19-0 229, 1 TD. Den. - Elway 20-12-1 239, 1 TD.

RECEIVING: Pit. - Hoge 8-60; Lipps 3-29, 1 TD; Stone 3-18, Mularkey 2-36; Worley 1-33; Stock 1-30; Thompson 1-23. Den. - Jackson 5-111; Johnson 3-85, 1 TD; Young 2-22; Nattiel 1-15; Humphrey 1-6.

1992 AFC Divisional Playoff

Buffalo 24, Pittsburgh 3
January 9, 1993
(60,407)

PITTSBURGH — Ten years to the day since their last home playoff game, the Steelers fell victim to turnovers and a tough Buffalo defense in front of a then-Three Rivers Stadium-record crowd of 60,407, for a 24-3 loss.

Gary Anderson's 38-yard field goal on their first drive was the extent of Pittsburgh's scoring as Neil O'Donnell threw two interceptions, fumbled once and was sacked seven times in his first action since December 6.

The Bills' first touchdown came on a one-yard pass from Frank Reich to offensive lineman Mitch Frerotte while the Steelers lost two interceptions and a fumble in the first half to fall behind 7-3. Buffalo scored on their first three possessions of the second half while the Steelers punted twice, failed to convert a fourth-down attempt and gave the ball up on downs following an aborted field goal try on their four second-half drives.

A turning point in the game came in the middle of the third quarter when left cornerback Richard Shelton stepped in front of Don Beebe but was unable to make the interception with an open field in front of him. James Lofton caught a 17-yard scoring pass on the next play to give the Bills a 14-3 lead.

The Steelers got inside the Buffalo 20 only twice and got a field goal, but Buffalo capitalized with three touchdowns on three trips inside the Pittsburgh 20.

Thurman Thomas was held to 54 yards rushing although Kenneth Davis gained 104 yards on 10 carries. Barry Foster countered with 104 yards on 20 carries in his first postseason game.

GAME SUMMARY

Bills	0	7	7	10	24
STEELERS	3	0	0	0	3
TEAM	Q	PLAY	DRIVE	SCORE	
PIT	1	Anderson 38 FG	9-33, 4:32	3-0	
BUF	2	Frerotte 1 pass from Reich (Christie kick)	9-59, 4:31	3-7	
BUF	3	Lofton 17 pass from Reich (Christie kick)	13-80, 6:44	3-14	
BUF	4	Christie 43 FG (Christie kick)	10-44, 5:49	3-17	
BUF	4	Gardner 1 run (Christie kick)	8-86, 5:20	3-24	

TEAM STATISTICS

	Bills	Steelers
First Downs	19 (7-11-1)	18 (7-10-1)
Third Downs	8-14 (57%)	6-12 (50%)
Total Net Yards	325	240
Plays-Avg.	63-5.2	63-3.8
Rushing Yards	169	129
Alt.-Avg.	39-4.3	27-4.8
Passing Yards	156	111
Pass.-Alt.-Comp.	23-16-0	29-15-2
Punts-Avg.	4-42.3	3-37.3
Fumbles-Lost	0-0	4-1
Penalties-Yds.	4-33	2-23

INDIVIDUAL STATISTICS

RUSHING: Pit. - Foster 20-104; O'Donnell 4-26; Thompson 1-3; Stone 1(-4); Royals 1-0. Buf. - Thomas 19-54; Gardner 7-22, 1 TD; Davis 10-104; Reed 1(-8); Reich 2(-3).

PASSING: Pit. - O'Donnell 29-15-2, 163. Buf. - Reich 23-16-0, 160, 2 TD.

RECEIVING: Pit. - Mills 8-93; Davenport 3-54; Stone 1-9; Foster 3-7. Buf. - Metzelaars 2-11; Beebe 6-72; Thomas 3-25; Frerotte 1-1, 1 TD; Lofton 2-29 1 TD; McKeller 2-22.

Pittsburgh Steelers Playoff Summaries

1993 Wild Card Game

Kansas City 27, Pittsburgh 24 (OT)

January 8, 1994

(74,515)

KANSAS CITY — The Steelers never trailed until Nick Lowery's 32-yard field goal 11:03 into overtime clinched the 27-24 Kansas City win.

Scoring on their first drive, Pittsburgh held a 10-point lead at halftime before the Chiefs came back with 17 second-half points, tying the Steelers at 17-17 in the fourth quarter and at 24-24 with 1:43 left in the game.

The final tying touchdown was set up on a blocked punt by the Chiefs' Keith Cash, which was returned 31 yards by Fred Jones to the Pittsburgh nine-yard line.

From there, on fourth-and-goal, Joe Montana found Tim Barnett in the back of the end zone with his only touchdown pass.

The Steelers were then forced to punt again, and the Chiefs drove to the Pittsburgh 25 with an opportunity to take the lead, but Lowery's 43-yard field goal try was wide right with 12 seconds remaining.

In overtime, both teams punted on their first possession before Kansas City marched 66 yards in 11 plays to the Pittsburgh 14, setting up Lowery's game-winner.

Neil O'Donnell threw three touchdown passes, one each to tight ends Adrian Cooper and Eric Green as well as wide receiver Ernie Mills, while completing 23-of-42 attempts for 286 yards. Despite throwing incomplete on his first seven passes, Montana completed 28 of 42 for 276 yards and was sacked four times, three by Gerald Williams.

The Steelers converted nine of 19 third-down plays with a good mix of runs and passes, and had a possession advantage of 32:08 to 27:52 in regulation, but the Chiefs held the ball for 8:13 in overtime and limited the Steelers to just 2:50.

GAME SUMMARY

STEELERS	7	10	0	7	0	24
Chiefs	7	0	3	14	3	27

TEAM	Q	PLAY	DRIVE	SCORE
PIT	1	Cooper 10 pass from O'Donnell (Anderson kick)	9-66, 5:00	7-0
KC	1	Birden 23 pass from Krieg (Lowry kick)	7-75, 2:21	7-7
PIT	2	Anderson 30 FG	15-63, 7:05	10-7
PIT	2	Mills 26 from O'Donnell (Anderson kick)	6-51, 0:37	17-7
KC	3	Lowery 23 FG	11-49, 5:11	17-10
KC	4	Allen 2 run (Lowery kick)	9-80, 5:18	17-17
PIT	4	Green 22 pass from O'Donnell (Anderson kick)	9-74, 4:47	24-17
KC	4	Barnett 7 pass from Montana (Lowery kick)	4-9, 0:46	24-24
KC	5	Lowery 32 FG	11-66, 5:59	24-27

TEAM STATISTICS

	Steelers	Chiefs
First Downs	21 (5-15-1)	28 (7-19-2)
Third Downs	9-19 (47%)	4-13 (31%)
Total Net Yards	369	401
Plays-Avg.	80-4.6	81-5.0
Rushing Yards	97	125
Att.-Avg.	35-2.8	33-3.8
Passing Yards	272	276
Pass.-Att.-Comp.	42-23-0	44-29-0
Punts-Avg.	7-38.3	6-44.8
Fumbles-Lost	1-0	0-0
Penalties-Yds.	5-40	5-25

INDIVIDUAL STATISTICS

RUSHING: Pit. — Thompson 25-60; Hoge 6-27; Stone 3-11; O'Donnell 1-(-1). K.C. — Allen 21-67 1 TD; Anders 5-27; Montana 4-13; McNair 2-9; Jones 1-9.

PASSING: Pit. — O'Donnell 42-23-0, 286 3 TD. K.C. — Montana 43-28-0, 276 1 TD; Krieg 1-1-0, 23 1 TD.

RECEIVING: Pit. — Graham 7-96; Mills 4-60, 1 TD; Hoge 3-43; Stone 3-36; Thompson 3-4; Green 2-37, 1 TD; Cooper 1-10, 1 TD. K.C. — Cash 7-56; Birden 6-72, 1 TD; Allen 4-29; Anders 3-30; Barnett 3-30, TD; Davis 2-47; Hayes 2-11; Hughes 1-15; McNair 1-9.

1994 AFC Divisional Playoff

Pittsburgh 29, Cleveland 9

January 7, 1995

(58,185)

PITTSBURGH — Pittsburgh scored on its first three possessions on drives of 65, 53 and 74 yards en route to a 29-9 victory at Three Rivers Stadium.

The Browns made it 17-3 with a 22-yard Matt Stover field goal. Pittsburgh got one more opportunity when Tim McKyer intercepted Vinny Testaverde on the Cleveland 27 yard-line and returned it to the six, with 46 seconds remaining in the half. Three plays later, Pittsburgh took a 24-3 halftime lead when Neil O'Donnell hit Yancey Thigpen for a nine-yard grab.

The Steelers added a 40-yard Anderson field goal in the third quarter and a safety by Carnell Lake in the fourth quarter.

Cleveland drove into Pittsburgh territory just three times in 12 possessions. The Steelers outgained Cleveland 424 yards to 186, 23 first downs to 10 and had 42:27 to 17:33 advantage in time of possession.

The victory was Pittsburgh's first playoff win in five years.

GAME SUMMARY

Browns	0	3	0	6	9
STEELERS	3	21	3	2	29

TEAM	Q	PLAY	DRIVE	SCORE
PIT	1	Anderson 29 FG	13-65, 7:20	3-0
PIT	2	Green 2 pass from O'Donnell (Anderson kick)	8-53, 4:37	10-0
PIT	2	Williams 26 run (Anderson kick)	6-74, 3:10	17-0
CLE	2	Stover 22 FG	6-25, 2:27	17-3
PIT	2	Thigpen 9 pass from O'Donnell (Anderson kick)	3-6, 0:20	24-3
PIT	3	Anderson 40 FG	14-72, 7:52	27-3
CLE	4	McCardell 20 pass from Testaverde (pass failed)	3-73, 0:43	27-9
PIT	4	Testaverde sacked by Lake for a safety	—	29-9

TEAM STATISTICS

	Browns	Steelers
First Downs	10 (3-6-1)	23 (14-9-0)
Third Downs	2-11 (18%)	8-15 (53%)
Fourth Downs	1-2 (50%)	0-0 (0%)
Total Net Yards	186	424
Plays-Avg.	50-3.7	75-5.7
Rushing Yards	55	238
Att.-Avg.	17-3.2	51-4.7
Passing Yards	131	186
Sacked by Opp.	2-13	0-0
Pass.-Att.-Comp.	31-13-2	23-16-0
Punts-Avg.	5-38	5-38.2
Penalties	2-17	4-50
Fumbles-Lost	0-0	2-1
Time of Poss.	17:33	42:27

INDIVIDUAL STATISTICS

RUSHING: Cle. — Byner 9-43; Hoard 3-8; Metcalf 5-4. Pit. — Foster 24-133; Morris 22-60; Williams 2-43, 1 TD; Tomczak 3-2.

PASSING: Cle. — Testaverde 31-13-2, 144, 1 TD. Pit. — O'Donnell 23-16-0, 186, 2 TD.

RECEIVING: Cle. — Jackson 3-47; McCardell 3-47, 1 TD; Metcalf 2-18; Carrier 2-8; Byner 1-14; Hoard 1-5; Kinchen 1-5. Pit. — Mills 5-117; Williams 4-20; Green 3-21, 1 TD; Hastings 2-18; Thigpen 2-10, 1 TD.

Pittsburgh Steelers Playoff Summaries

1994 AFC Championship

San Diego 17, Pittsburgh 13

January 15, 1995

(61,545)

PITTSBURGH — The Chargers used a goal-line stand in the final two minutes to deal Pittsburgh a heart-breaking 17-13 loss before a record crowd of 61,545 at Three Rivers Stadium.

Pittsburgh opened the game with a 13-play, 67-yard drive to take a 7-0 lead. Twice the Steelers advanced inside San Diego's 20-yard line but only came away with two Gary Anderson field goals.

Pittsburgh led 13-3 until midway through the third quarter when Chargers' quarterback Stan Humphries connected with Alfred Pupunu for a 43-yard score.

The Steelers, who nearly doubled San Diego's offensive output in all categories, didn't fall behind until there were less than six minutes remaining in the game. A San Diego false start penalty on Harry Swayne nullified a third-down defensive stand to give the Chargers one more chance. On third-down and in need of 14 yards, Humphries hit Tony Martin with a 43-yard score with Tim McKeyer in coverage to give the Chargers a 17-13 lead.

The Steelers began their final drive at their 17 yard-line to the Chargers' three. On fourth down and three yards, San Diego linebacker Dennis Gibson batted down the scoring strike intended for Barry Foster. San Diego controlled the clock for the game's final minute.

GAME SUMMARY

Chargers	0	3	7	7	17
STEELERS	7	3	3	0	13

TEAM	Q	PLAY	DRIVE	SCORE
PIT	1	Williams 16 run (Anderson kick)	13-67, 7:32	7-0
SD	2	Carney 20 FG	6-77, 3:11	7-3
PIT	2	Anderson 39 FG	12-51, 3:32	10-3
PIT	3	Anderson 23 FG	9-50, 3:22	13-3
SD	3	Pupunu 43 pass from Humphries (Carney kick)	5-64, 2:34	13-10
SD	4	Martin 43 pass from Humphries (Carney kick)	8-80, 4:44	13-17

TEAM STATISTICS

	Chargers	Steelers
First Downs	13 (4-8-1)	22 (4-17-1)
Third Downs	3-11 (27%)	11-20 (55%)
Fourth Downs	0-0 (0%)	2-3 (67%)
Total Net Yards	226	415
Plays-Avg.	47-4.8	80-5.2
Rushing Yards	66	66
Att.-Avg.	24-2.8	26-2.5
Passing Yards	160	349
Sacked by Opp.	1-5	0-0
Pass.-Att.-Comp.	22-11-1	54-32-0
Punts-Avg.	5-38.4	5-44.4
Penalties	3-15	8-111
Fumbles-Lost	0-0	3-1
Time of Poss.	22:47	37:13

INDIVIDUAL STATISTICS

RUSHING: S.D. - Means 20-69; Humphries 4-(-3). Pit. - Foster 20-47; Williams 3-16; Morris 2-2; O'Donnell 1-1.

PASSING: S.D. - Humphries 22-11-1, 165, 2 TD. Pit. - O'Donnell 54-32-0, 349, 1 TD.

RECEIVING: S.D. - Pupunu 4-76, 1 TD; Means 2-19; Jefferson 2-16; Martin 1-43, 1 TD; Mitchell 1-19; 1-(-8). Pit. - Mills 8-106; Williams 7-45, 1 TD; Hastings 5-55; Green 4-80; Thigpen 3-35; Foster 3-12; Hayes 1-16; Morris 1-0.

1995 AFC Divisional Playoff

Pittsburgh 40, Buffalo 21

January 6, 1996

(59,072)

PITTSBURGH — The Pittsburgh Steelers dealt the Buffalo Bills their worst postseason loss in non-Super Bowl play with a 40-21 defeat in Three Rivers Stadium.

Pittsburgh scored on five of their seven first-half possessions, including touchdowns by John L. Williams and Ernie Mills on their first two drives. Buffalo added a Thurman Thomas touchdown at 49 seconds before the half, but Pittsburgh closed the half with Norm Johnson's third field goal to take a 23-7 halftime lead.

It seemed the game might turn into a rout when Pittsburgh marched to the Bills' four yard-line on the first possession of the second half, but the drive ended with a Greg Evans interception.

The Steelers added a record (tied) fourth field goal by Norm Johnson in the third quarter to take a 19-point lead.

Buffalo battled back with a touchdown pass from Jim Kelly to Thurman Thomas to cut the lead to less than a touchdown with over 11 minutes remaining in the game. Pittsburgh responded with a 76-yard drive that included key third-down receptions by Yancey Thigpen for 21 yards and Andre Hastings for 17 yards. Bam Morris finished off the drive with a 13-yard touchdown run.

Interceptions by Jerry Olsavsky and Levon Kirkland ended the Bills' next two drives, the latter at the Bills' 17 yard-line. Four plays later, the Steelers added a second Bam Morris touchdown and gained a 40-21 advantage at the two-minute warning.

The 40 points scored tied a then Steelers postseason game high (40, Dec. 19, 1976 at Baltimore). The offense ran 78 plays, second most all-time postseason, and the line allowed no sacks for the 12th time in postseason history.

GAME SUMMARY

Bills	0	7	7	7	21
STEELERS	7	16	3	14	40

TEAM	Q	PLAY	DRIVE	SCORE
PIT	1	Williams 1 run (Johnson kick)	9-76, 5:31	7-0
PIT	2	Mills 10 pass from O'Donnell (Johnson kick)	10-58, 5:23	14-0
PIT	2	Johnson 45 FG	5-16, 1:14	17-0
PIT	2	Johnson 38 FG	4-8, 1:43	20-0
BUF	2	Thomas 1 run (Christie kick)	4-49, 0:55	20-7
PIT	2	Johnson 34 FG	5-53, 0:38	23-7
PIT	3	Johnson 39 FG	4-4, 0:56	26-7
BUF	3	Cline 2 pass from Van Pelt (Christie kick)	4-42, 2:00	26-14
BUF	4	Thomas 9 pass from Kelly (Christie kick)	6-36, 2:46	26-21
PIT	4	Morris 13 run (Johnson kick)	9-76, 5:07	33-21
PIT	4	Morris 2 run (Johnson kick)	4-23, 1:48	40-21

TEAM STATISTICS

	Bills	Steelers
First Downs	18 (6-11-1)	23 (8-15-15)
Third Downs	3-12 (25%)	5-16 (31%)
Fourth Downs	0-0 (0%)	0-0 (0%)
Total Net Yards	250	409
Plays-Avg.	62-4.0	78-5.2
Rushing Yards	94	147
Att.-Avg.	21-4.5	43-3.4
Passing Yards	156	262
Sacked by Opp.	2-6	0-0
Pass.-Att.-Comp.	39-18-3	35-19-2
Punts-Avg.	5-39.8	5-32.8
Penalties	5-25	5-41
Fumbles-Lost	3-1	1-0
Time of Poss.	21:56	38:04

INDIVIDUAL STATISTICS

RUSHING: Buf. - Thomas 13-46, 1 TD; Tasker 1-40; Holmes 4-14; Van Pelt 2-8; Mohr 1-(-14). Pit. - Morris 25-106, 2 TD; Pegram 8-33; Stewart 1-5; Williams 4-3, 1 TD; Mills 1-3; O'Donnell 4-(-3).

PASSING: Buf. - Kelly 29-14-3, 135, 1 TD; Van Pelt 10-4-1, 27, 1 TD. Pit. - O'Donnell 35-19-2, 262, 1 TD.

RECEIVING: Buf. - Johnson 5-28; Cline 3-36, 1 TD; Brooks 3-28; Thomas 3-12, 1 TD; Tasker 2-38; Reed 2-20. Pit. - Mills 5-66, 1 TD; Thigpen 3-77; Hastings 3-39; Stewart 2-27; Pegram 2-21; Morris 2-7; Hayes 1-17; Williams 1-8.

Pittsburgh Steelers Playoff Summaries

1995 AFC Championship

Pittsburgh 20, Indianapolis 16

January 14, 1996

(61,062)

PITTSBURGH — The Pittsburgh Steelers exorcised the demons of the 1994 AFC Championship game with a 20-16 heart-stopper over the Indianapolis Colts to advance to the Super Bowl.

For the second straight year it was a pass on the game's final play that determined Pittsburgh's Super Bowl future. A Hail Mary pass by Colts' quarterback Jim Harbaugh to Aaron Bailey was batted away by DB Randy Fuller to send the Steelers to Arizona.

The game was reminiscent of the 1995 AFC Championship game. The Steelers had a 10-6 advantage at halftime with a five-yard touchdown pass from Neil O'Donnell to Kordell Stewart in the closing seconds of the half and a first quarter Norm Johnson field goal.

The Colts' scoring came from the foot of kicker Cary Blanchard. Indianapolis added a third field goal on their opening drive in the third quarter to pull within one point.

The Steelers countered with a second Norm Johnson field goal, but found themselves behind 16-13 after Jim Harbaugh hit Floyd Turner for a 47-yard touchdown strike with 8:46 remaining in the game.

The Steelers and the Colts traded punts as the clock slipped to 3:03 and Pittsburgh took over the ball at their own 33 yard-line. After a fourth-down reception by Andre Hastings, O'Donnell hit Ernie Mills along the right sideline for a 37-yard gain to advance to the Colts' one-yard line. Two plays later, Bam Morris punched in the go-ahead touchdown.

However, the Colts weren't ready to be corralled. Starting at his own 16-yard line, Jim Harbaugh led Indianapolis to the Pittsburgh 29-yard line before throwing the "Hail Mary" pass with just five seconds left in the game.

GAME SUMMARY

Colts	3	3	3	7	16
STEELERS	3	7	3	7	20
TEAM Q PLAY				DRIVE	SCORE
IND 1	Blanchard 34 FG			4-7, 1:58	0-3
PIT 1	Johnson 31 FG			11-40, 5:53	3-3
IND 2	Blanchard 36 FG			17-80, 7:27	3-6
PIT 2	Stewart 5 pass from O'Donnell (Johnson kick)			10-61, 5:03	10-6
IND 3	Blanchard 37 FG			10-61, 5:03	10-9
PIT 3	Johnson 36 FG			7-44, 3:17	13-9
IND 4	Turner 47 pass from Harbaugh (Blanchard kick)			4-70, 2:11	13-16
PIT 4	Morris 1 run (Johnson kick)			8-67, 1:29	20-16

TEAM STATISTICS

	Colts	Steelers
First Downs	16 (4-12-0)	21 (6-12-3)
Third Downs	5-15 (33%)	6-14 (43%)
Fourth Downs	1-1 (100%)	1-1 (100%)
Total Net Yards	186	285
Plays-Avg.	50-3.7	66-4.3
Rushing Yards	83	80
Att.-Avg.	23-3.6	24-4.3
Passing Yards	245	205
Sacked by Opp.	3-22	1-0
Pass.-Att.-Comp.	34-21-0	41-25-1
Punts-Avg.	4-50	4-38.8
Penalties	5-57	4-25
Fumbles-Lost	1-0	0-0
Time of Poss.	30:36	29:24

INDIVIDUAL STATISTICS

RUSHING: Ind. - Warren 15-53; Harbaugh 6-29; Crockett 1-2; Humphrey 1-(-1). **Pit.** - Pegram 10-46; Stewart 4-12; Morris 7-9; Williams 1-6; Mills 1-5; O'Donnell 1-2.

PASSING: Ind. - Harbaugh 33-21, 267, 1 TD; Warren 1-0-0. **Pit.** - O'Donnell 41-25-1, 205, 1 TD.

RECEIVING: Ind. - Dawkins 7-96; Warren 7-37; Turner 3-73; Crockett 2-22; Dilger 1-30; Bailey 1-9. **Pit.** - Thigpen 6-65; Williams 4-21; Morris 4-11; Mills 3-52; Hastings 3-21; Stewart 2-18; Holliday 1-8; Bruener 1-6; Pegram 1-3.

1996 AFC Wild Card Game

Pittsburgh 42, Indianapolis 14

December 29, 1996

(61,062)

PITTSBURGH — The Steelers overcame two first-half turnovers to score the most points in Steelers playoff history and the team's most decisive postseason win in 18 years with a 42-14 victory against Indianapolis.

The team scored the game's first 13 points and final 29 with a ground attack that ranked fourth in Steelers postseason history.

The Steelers took a 10-0 lead with Norm Johnson field goal and Kordell Stewart's one-yard touchdown scamper that was set up by a Jahine Arnold 31-yard punt return. Pittsburgh added a 50-yard Johnson field goal to start the second quarter.

Indianapolis responded with 14 unanswered points for a 14-13 halftime lead.

Pittsburgh regained the momentum on the opening drive of the second half. Starting from their own nine-yard line, the Steelers marched 91 yards in 16 plays while running 9:30 off the clock. The drive ended with a Jerome Bettis touchdown and a Stewart to John Farquhar two-point conversion.

The Steelers offense churned out 228 yards in the second half, while the defense held the Colts to 22 second-half yards and two first downs. Included in the Steelers three fourth-quarter touchdowns was Witman's 31-yard rushing touchdown which was his first NFL touchdown and second-longest postseason touchdown run in Steelers' history.

Five rushing touchdowns was a single-game postseason record. It was the fourth time in a Steeler playoff history they had a 100-yard rusher and 100-yard receiver in a game. The Steelers' 42 points was their highest point total in the postseason.

GAME SUMMARY

Colts	0	14	0	0	14
STEELERS	10	3	8	21	42
TEAM Q PLAY				DRIVE	SCORE
PIT 1	Johnson 29 FG			8-51, 3:26	3-0
PIT 1	Stewart 1 run (Johnson kick)			4-31, 1:39	10-0
PIT 2	Johnson 50 FG			7-26, 2:25	13-0
IND 2	Daniels 59 interception return (Blanchard kick)			-	13-7
IND 2	Bailey 9 pass from Harbaugh (Blanchard kick)			4-60, 1:50	13-14
PIT 3	Bettis 1 run (Stewart pass to Farquhar)			16-91, 9:30	21-14
PIT 4	Bettis 1 run (Johnson kick)			5-18, 2:13	28-14
PIT 4	Witman 31 run (Johnson kick)			5-71, 2:39	34-14
PIT 4	Stewart 3 run (Johnson kick)			7-40, 3:14	42-14

TEAM STATISTICS

	Colts	Steelers
First Downs	8 (0-7-1)	24 (16-7-1)
Third Downs	5-15 (33%)	6-12 (50%)
Fourth Downs	0-1 (0%)	0-0 (0%)
Total Net Yards	146	407
Plays-Avg.	52-2.8	73-5.6
Rushing Yards	41	231
Att.-Avg.	15-2.7	51-4.5
Passing Yards	105	176
Sacked by Opp.	4-35	0-0
Pass Att.-Comp.	33-13-1	22-14-2
Punts-Avg.	8-42.4	2-41.5
Penalties	6-30	3-19
Fumbles-Lost	1-1	2-1
Time of Poss.	22:24	37:36

INDIVIDUAL STATISTICS

RUSHING: Ind. - Faulk 9-25; Groce 2-11; Harbaugh 3-6; Warren 1-(-1). **Pit.** - Bettis 25-102, 2 TD; Stewart 9-48, 2 TD; Witman 7-48; 1 TD; McAfee 5-21; Hastings 2-7; Mills 1-4; Lester 1-2; Tomczak 1-(-1).

PASSING: Ind. - Harbaugh 32-12-1, 134, 1 TD; Justin 1-1-0, 6. **Pit.** - Tomczak 21-13-2, 176; Stewart 1-1-0, 0.

RECEIVING: Ind. - Harrison 3-71; Stablein 3-28; Faulk 3-10; Dawkins 2-18; Baily 1-9, 1 TD; Dilger 1-4. **Pit.** - Johnson 5-109; Hastings 3-30; Botkin 2-26; Lester 2-7; Bettis 1-4; McAfee 1-0.

Pittsburgh Steelers Playoff Summaries

1996 AFC Divisional Playoff

New England 28, Pittsburgh 3

January 5, 1997

(60,188)

FOXBORO, Mass. — The Steelers playoff hopes ended on a fog enshrouded field in Foxboro and a 28-3 defeat.

It was a game of big plays from the opening drive. Unfortunately, the Patriots made them and scored on three of their first four possessions.

Quarterback Drew Bledsoe hit Terry Glenn for a 53-yard gain against Rod Woodson on New England's first play from scrimmage. One play later, Curtis Martin made the score, 7-0.

The Steelers second possession ended with their second punt. New England used a short field to gain a 14-0 lead with a Bledsoe to Keith Byars 34-yard touchdown reception.

New England added an exclamation point when Martin broke a 78-yard touchdown run to open the second quarter. Pittsburgh's struggling offense gained just 29 yards in 13 plays in three first-quarter possessions. They fared no better in the second quarter, converting just one of seven third-down plays.

Jerome Bettis, despite two pulled groin muscles, tried to carry the ground attack. The Steelers turned a Chad Brown interception into a Norm Johnson field goal, giving them their only points of the day. But two second-half interceptions, including one that led to a third Martin touchdown, kept the Steelers from making a rally.

GAME SUMMARY

STEELERS	0	0	3	0	3
Patriots	14	7	0	7	28

TEAM	Q	PLAY	DRIVE	SCORE
NE	1	Martin 2 run (Vinatieri kick)	2-55, 0:51	0-7
NE	1	Byars 34 pass from Bledsoe (Vinatieri kick)	4-59, 1:59	0-14
NE	2	Martin 78 run (Vinatieri kick)	1-78, 0:12	0-21
PIT	3	Johnson 29 FG	5-26, 2:50	3-21
NE	4	Martin 23 run (Vinatieri kick)	6-61, 3:49	3-28

TEAM STATISTICS

	Steelers	Patriots
First Downs	12 (7-5-0)	17 (9-6-2)
Third Downs	3-18 (17%)	5-13 (38%)
Fourth Downs	2-4 (50%)	0-1 (0%)
Total Net Yards	213	346
Plays-Avg.	69-3.1	60-5.8
Rushing Yards	123	194
Att.-Avg.	27-4.6	32-6.1
Passing Yards	90	152
Sacked by Opp.	3-20	2-15
Pass.-Att.-Comp.	39-16-2	26-15-2
Punts-Avg.	9-42	7-43.6
Penalties	3-15	2-21
Fumbles-Lost	0-0	0-0
Time of Poss.	28:39	31:21

INDIVIDUAL STATISTICS

RUSHING: Pit. - Bettis 13-43; McAfee 5-30; Tomczak 2-20; Stewart 4-19; Wilman 3-11. **N.E.** - Martin 19-166, 3 TD; Meggett 2-18; Byars 2-8; Greier 5-7; Zolak 3-(-4); Bledsoe 1-(-2)

PASSING: Pit. - Tomczak 29-16-2, 110; Stewart 10-0-0. **N.E.** - Bledsoe 24-14-2, 164, 1 TD; Zolak 2-1-0, 3.

RECEIVING: Pit. - Hastings 5-35; Bolkin 2-20; Arnold 2-16; Mills 2-15; McAfee 2-7; Bettis 2-(-1); Wilman 1-(-2). **N.E.** - Byars 4-53, 1 TD; Glenn 3-69; Coates 3-18; Jefferson 3-18; Martin 2-9.

1997 AFC Divisional Playoff

Pittsburgh 7, New England 6

January 3, 1998

(61,228)

PITTSBURGH — The Steelers defeated the New England Patriots for the second time in three weeks, 7-6, in the AFC Divisional Playoff.

Pittsburgh forced four turnovers, including two in the final 1:44 of the game, and advanced to the AFC Championship for the third time in four years.

The Steelers struck early when Kordell Stewart scampered around left end and raced 40 yards for a touchdown on the team's opening possession with 9:49 left in the first quarter. The drive began when rookie cornerback Chad Scott intercepted quarterback Drew Bledsoe and returned it 27 yards to the Steelers 38.

New England was limited to a pair of short field goals by Adam Vinatieri and fell two games short of a return to the Super Bowl.

Linebacker Jason Gildon recovered a pair of fumbles for the Steelers. The second recovery came after backup left end Mike Vrabel stripped Bledsoe of the ball, and Gildon pounced on it at the Pittsburgh 34 with 1:44 to play.

The Patriots got back the ball in the final seconds before linebacker Levon Kirkland intercepted a long pass by Bledsoe to seal the win.

GAME SUMMARY

Patriots	0	3	0	3	6
STEELERS	7	0	0	0	7

TEAM	Q	PLAY	DRIVE	SCORE
PIT	1	Stewart 40 run (Johnson kick)	8-62, 3:41	7-0
NE	2	Vinatieri 31 FG	10-65, 3:37	7-3
NE	4	Vinatieri 46 FG	10-52, 4:44	7-6

TEAM STATISTICS

	Patriots	Steelers
First Downs	15 (1-14-0)	16 (6-8-2)
Third Downs	6-15 (40%)	8-18 (44%)
Fourth Downs	0-0 (0%)	0-1 (0%)
Total Net Yards	280	279
Plays-Avg.	65-4.3	70-4.0
Rushing Yards	36	145
Att.-Avg.	19-1.9	37-3.9
Passing Yards	244	134
Sacked by Opp.	2-20	2-0
Pass Att.-Comp.	44-23-2	31-14-1
Punts-Avg.	7-42	9-32.7
Penalties	7-68	5-41
Fumbles-Lost	2-2	0-0
Time of Poss.	24:23	35:37

INDIVIDUAL STATISTICS

RUSHING: Pit. - Stewart 11-68 1 TD; Bettis 25-67; McAfee 1-10. **N.E.** - Shaw 10-22; Cullors 7-18; Bledsoe 2-(-4).

PASSING: Pit. - Stewart 31-14-1, 134. **N.E.** - Bledsoe 44-23-2, 264.

RECEIVING: Pit. - Hawkins 4-28; Thigpen 3-54; Johnson 3-28; Lester 2-3; Blackwell 1-14; Bettis 1-7. **N.E.** - Jefferson 9-104; Glenn 5-96; Brisby 3-37; Byars 2-1; Shaw 1-13; Brown 1-6; Gash 1-6; Cullors 1-1.

Pittsburgh Steelers Playoff Summaries

1997 AFC Championship

Denver 24, Pittsburgh 21

January 11, 1998

(61,382)

PITTSBURGH — John Elway passed for two touchdowns in the final 1:47 of the first half to help Denver build a 24-14 lead, while the Broncos defense forced four turnovers by Pittsburgh quarterback Kordell Stewart to propel Denver to a 24-21 victory against the Steelers in the AFC Championship Game.

The Steelers, who were hosting the AFC Championship for the third time in four years under coach Bill Cowher, had a 14-7 lead after a Kordell Stewart 33-yard touchdown run in the first quarter.

Stewart was 6-of-17 for 69 yards with two interceptions in the first half. He finished 18-of-36 for 201 yards with three interceptions and a fumble.

The only score of the second half was a 15-yard touchdown pass from Stewart to Charles Johnson that pulled the Steelers within 24-21 with 2:46 left in the fourth quarter. The touchdown capped a 10-play, 79-yard drive in just 2:57.

Because Pittsburgh had all three timeouts left, Cowher opted not to attempt an on-side kick. But just after the two-minute warning on a third-and-six play, Elway drilled an 18-yard pass to tight end Shannon Sharpe to the Denver 33 with Jason Gildon in coverage. On the next play, Elway rolled right and flipped a 10-yard pass to Ed McCaffrey. Davis then broke off a 19-yard run with less than 50 seconds remaining to seal the win.

GAME SUMMARY

Broncos	7	17	0	0	24
STEELERS	7	7	0	7	21

TEAM	Q	PLAY	DRIVE	SCORE
DEN	1	Davis 8 run (Elam kick)	6-72, 3:15	0-7
PIT	1	Stewart 33 run (Johnson kick)	6-65, 3:02	7-7
PIT	2	Bettis 1 run (Johnson kick)	11-68, 4:46	14-7
DEN	2	Elam 43 FG	11-45, 4:22	14-10
DEN	2	Griffith 15 pass from Elway (Elam kick)	5-80, 2:53	14-17
DEN	2	McCaffrey 1 pass from Elway (Elam kick)	4-54, 0:30	14-24
PIT	4	C. Johnson 14 pass from Stewart (Johnson kick)	10-79, 2:57	21-24

TEAM STATISTICS

	Broncos	Steelers
First Downs	23 (6-15-2)	23 (8-13-2)
Third Downs	8-14 (57%)	6-11 (55%)
Fourth Downs	0-0 (0%)	0- (0%)
Total Net Yards	345	354
Plays-Avg.	63-5.5	66-5.4
Rushing Yards	150	161
Att.-Avg.	30-5.0	27-6.0
Passing Yards	195	193
Sacked by Opp.	2-15	3-8
Pass.-Att.-Comp.	31-18-1	36-18-3
Punts-Avg.	5-31.4	4-4.2
Penalties	4-21	4-71
Fumbles-Lost	2-1	1-1
Time of Poss.	30:01	29:59

INDIVIDUAL STATISTICS

RUSHING: Pit. — Bettis 23-104, 1 TD; Stewart 3-44, 1 TD; McAfee 1-12. Den. — Davis 26-139, 1 TD; Elway 2-9; Hebron 2-2.

PASSING: Pit. — Stewart 36-18-3, 201, 1 TD. Den. — Elway 31-18-1, 210, 3 TD.

RECEIVING: Pit. — Thigpen 6-92; Hawkins 4-30; Johnson 3-34; Blackwell 2-19; Bruener 1-16; Lester 1-7; Bettis 1-3. Den. — Smith 6-87; McCaffrey 5-37, 1 TD; Sharpe 3-49; Griffith 2-26, 1 TD; Hebron 1-9; Davis 1-2.

2001 AFC Divisional Playoff

Pittsburgh 27, Baltimore 10

January 20, 2002

(63,976)

PITTSBURGH — The Steelers advanced to the AFC Championship Game by dominating the Baltimore Ravens during a 27-10 victory at Heinz Field.

Starting running back Jerome Bettis missed the game due to an adverse reaction to pain medication that he received prior to the game.

However, the Steelers' defense dominated the game, limiting Baltimore to only 22 yards rushing and 150 yards total, while intercepting Ravens quarterback Elvis Grbac three times, including two interceptions in the end zone by free safety Brent Alexander.

Steelers' cornerback Chad Scott intercepted Grbac's first pass of the game to set up Kris Brown's 21-yard field goal that gave Pittsburgh a 3-0 first quarter lead.

Pittsburgh extended their lead to 10-0 later in the quarter when running back Amos Zereoue capped a 51-yard drive with a one-yard touchdown run.

Zereoue's second touchdown, also from one yard out, increased the Steelers' lead to 17-0 midway through the second quarter. Brown's 46-yard field goal on Pittsburgh's next drive gave the Steelers a 20-0 advantage with 3:46 left in the first half.

A 26-yard field goal by Baltimore kicker Matt Stover made the score 20-3 at halftime. Jermaine Lewis' 88-yard punt return for a touchdown in the third quarter pulled the Ravens to within 20-10.

Pittsburgh made the final score 27-10 when quarterback Kordell Stewart completed a 32-yard touchdown pass to wide receiver Plaxico Burress early in the fourth quarter.

GAME SUMMARY

Ravens	0	3	7	0	10
STEELERS	10	10	0	7	27

TEAM	Q	TIME	PLAY	DRIVE	SCORE
PIT	1	9:07	Brown 21 FG	7-40; 4:16	7-0
PIT	1	3:49	Zereoue 1 run (Brown kick)	7-51; 3:13	10-0
PIT	2	5:43	Zereoue 1 run (Brown kick)	6-43; 3:27	17-0
PIT	2	3:46	Brown 46 FG	4-6; 1:33	20-0
BAL	2	0:51	Stover 26 FG	11-57; 2:55	20-3
BAL	3	7:18	J. Lewis 88 punt return (Stover kick)	—; —	20-10
PIT	4	14:11	Burress 32 pass from Stewart (Brown kick)	12-83; 5:54	27-10

TEAM STATISTICS

	Ravens	Steelers
1st Downs	7 (0-6-1)	21 (11-8-2)
3rd Downs	1-12 (8%)	7-16 (44%)
4 th Downs	1-1 (100%)	0-0 (0%)
Total Net Yards	150	297
Plays-Avg.	51-2.9	73-4.1
Rushing Yards	22	154
Att.-Avg.	11-2.0	49-3.1
Passing Yards	128	143
Sacked by Opp.	3-25	2-11
Pass-Att.-Comp.	37-18-3	22-12-1
Punts-Avg.	8-37.4	5-41.6
Penalties	6-70	6-40.3
Fumbles-Lost	1-1	3-0
Time of Poss.	19:15	40:45

INDIVIDUAL STATISTICS

RUSHING: Bal. — Allen 4-11; Brookins 4-6; Williams 3-5. Pit. — Zereoue 24-63, 2 TD; Fuamatu-Ma'afala 12-30; Stewart 10-30; Edwards 1-23; Ward 1-6; Wilman 1-2.

PASSING: Bal. — Grbac 37-18-3, 153. Pit. — Stewart 22-12-1, 154, 1 TD.

RECEIVING: Bal. — Sharpe 5-56; Taylor 4-27; Williams 4-24; Allen 3-11; Stokley 1-27; Ismail 1-8. Pit. — Burress 5-84, 1 TD; Ward 3-37; Zereoue 2-13; Shaw 1-14; Edwards 1-6.

Pittsburgh Steelers Playoff Summaries

2001 AFC Championship Game

New England 24, Pittsburgh 17
January 27, 2002
(64,704)

PITTSBURGH — After trailing 21-3 in the third quarter, a Steelers' comeback fell short as Pittsburgh was defeated by the Patriots, 24-17, ending their Super Bowl hopes.

Despite the anticipated return of running back Jerome Bettis, the Steelers ground game never got rolling against a Patriots defense that held Pittsburgh's league leading rushing attack to a season-low 58 yards.

New England jumped out to a 7-0 lead after a penalty nullified a 64-yard Josh Miller punt and Troy Brown returned the second kick 55 yards for a touchdown in the first quarter. The Steelers responded with a 10-play, 65-yard drive that ended with Kris Brown booting a 30-yard field goal to cut the Patriots' lead to 7-3.

With two minutes left in the first half, New England quarterback Tom Brady was forced out of the game with an ankle injury after completing a 28-yard pass to Troy Brown on a key third-down play. Drew Bledsoe came in and moved the offense 40-yards in four plays, capped by an 11-yard touchdown pass to David Patten, giving the Patriots to take a 14-3 halftime lead.

Things continued to look glum for Pittsburgh when Kris Brown's 34-yard field goal attempt was blocked by defensive lineman Brian Mitchell and recovered by Troy Brown who lateraled the ball to Antwan Harris for a 49-yard return for a touchdown to give New England a 21-3 advantage.

The Steelers offense then found their rhythm, scoring on the next two possessions with touchdown runs (1, 11) by Jerome Bettis and Amos Zereoue, respectively, pulling Pittsburgh within 21-17 through three quarters.

New England kicker Adam Vinatieri's 44-yard field goal early in the fourth quarter put the Patriots up 24-17 with 11:12 left. The Steelers were forced to punt on the ensuing drive and Kordell Stewart was intercepted in their final two possessions.

GAME SUMMARY

Patriots	7	7	7	3	24
STEELERS	0	3	14	0	17

TEAM	Q	TIME	PLAY	DRIVE	SCORE
N.E.	1	3:42	T. Brown 55 punt return	—;—	7-0
PIT	2	13:33	K. Brown 30 FG	10-65; 5:09	7-3
N.E.	2	0:58	Patten 11 pass from Bledsoe (Vinatieri kick)	7-70; 1:44	14-3
N.E.	3	8:51	Harris 49 return of blocked FG (Vinatieri kick)	—;—	21-3
PIT	3	5:11	Bettis 1 run (Brown kick)	8-79; 3:40	21-10
PIT	3	1:29	Zereoue 11 run (Brown kick)	5-32; 1:41	21-17
N.E.	4	11:12	Vinatieri 44 FG	11-45; 5:17	24-17

TEAM STATISTICS

	Patriots	Steelers
1st Downs	15 (4-11-0)	23 (4-14-5)
3rd Downs	6-17 (35%)	4-14 (29%)
4th Downs	0-1 (0%)	0-0 (0%)
Total Net Yards	259	306
Plays-Avg.	68-3.8	67-4.6
Rushing Yards	67	58
Att.-Avg.	25-2.7	22-2.6
Passing Yards	192	248
Sacked by Opp.	4-25	3-7
Pass-Att.-Comp.	39-22-0	42-24-3
Punts-Avg.	7-39.1	6-43.0
Penalties	12-87	3-25
Fumbles-Lost	0-0	2-1
Time of Poss.	30:55	29:05

INDIVIDUAL STATISTICS

RUSHING: N.E. - Smith 15-47; Redmond 3-13; Brady 2-3; Edwards 1-3; Bledsoe 4-1. Pit. - Stewart 8-41; Zereoue 4-11, 1 TD; Bettis 9-8, 1 TD; Ward 1-(-2).

PASSING: N.E. - Bledsoe 21-10-0, 102, 1 TD; Brady 18-12-0, 115. Pit. - Stewart 42-24-3, 255.

RECEIVING: N.E. - Brown 8-121; Patten 4-39, 1 TD; Edwards 4-26; Johnson 2-22; Wiggins 2-7; Redmond 2-2. Pit. - Ward 6-64; Burress 5-67; Zereoue 4-50; Bettis 2-23; Edwards 2-16; Kreider 2-13; Cushing 1-10; Shaw 1-9; Tuman 1-3.

2002 AFC Wild Card Game

Pittsburgh 36, Cleveland 33
January 5, 2003
(63,976)

PITTSBURGH — The Steelers rallied from a 13-point, fourth-quarter deficit to defeat the Cleveland Browns, 36-33, in one of the most thrilling games in team history.

The Steelers overcame three early turnovers and several big plays by Cleveland to register the come-from-behind victory. Pittsburgh trailed 24-7 in the third quarter and 33-21 in the fourth before scoring two touchdowns in the final 3:06 to win.

The Browns led 14-0 after a touchdown run by RB William Green and a 32-yard TD pass by QB Kelly Holcomb to WR Dennis Northcutt.

Steelers' rookie WR Antwaan Randle El muffed a punt earlier that set up a Browns' score, but he rebounded to return his next punt 66 yards for a touchdown to make the score, 14-7. It was the longest postseason punt return in Steelers' history and the first punt return for a touchdown in the postseason by a Steeler.

The Browns increased their lead to 24-7 on a 31-yard field goal by K Phil Dawson and a 15-yard touchdown pass.

Steelers QB Tommy Maddox, who threw for a team postseason-record 367 yards and three touchdowns, connected with WR Plaxico Burress for a six-yard touchdown pass with 3:50 left in the third quarter to close the score to 24-14.

A 22-yard touchdown pass by Holcomb increased Cleveland's lead to 33-21 after a failed two-point conversion attempt.

Maddox led Pittsburgh on a 10-play, 77-yard drive, capped off by a five-yard TD pass to WR Hines Ward to pull within five, 33-28.

Pittsburgh forced the Browns to punt and then drove 61 yards in 1:41, culminating with a three-yard touchdown run by RB Chris Fuamatu-Ma'afala. Randle El then completed a pass to Tuman for the two-point conversion to give the Steelers a 36-33 lead.

GAME SUMMARY

Browns	7	10	7	9	33
STEELERS	0	7	7	22	36

TEAM	Q	TIME	PLAY	DRIVE	SCORE
CLE	1	13:44	Green 1 run (Dawson kick)	1:16	0-7
CLE	2	14:38	Northcutt 32 pass from Holcomb (Dawson kick)	1-32; 0:06	0-14
PIT	2	9:35	Randle El 66 punt return (Reed kick)	—;—	7-14
CLE	2	0:49	Dawson 31 FG	10-45; 4:24	7-17
CLE	3	12:11	Northcutt 15 pass from Holcomb (Dawson kick)	3-14; 0:49	7-24
PIT	3	3:50	Burress 6 pass from Maddox (Reed kick)	10-71; 3:45	14-24
CLE	4	14:52	Dawson 24 FG	8-64; 3:58	14-27
PIT	4	12:28	Tuman 3 pass from Maddox (Reed kick)	6-65; 2:24	21-27
CLE	4	10:17	Andre Davis 22 pass from Holcomb (pass failed)	5-61; 2:11	21-33
PIT	4	3:06	Ward 5 pass from Maddox (Reed kick)	10-77; 2:24	28-33
PIT	4	0:54	Fuamatu-Ma'afala 3 run (Randle El-Tuman pass)	6-61; 1:41	36-33

TEAM STATISTICS

	Browns	Steelers
1st Downs	21 (2-18-1)	30 (3-24-3)
3rd Downs	8-17 (47%)	3-10 (30%)
4th Downs	0-0 (0%)	0-0 (0%)
Total Net Yards	447	432
Plays-Avg.	73-6.1	71-6.1
Rushing Yards	38	89
Att.-Avg.	28-1.4	20-4.5
Passing Yards	409	343
Sacked by Opp.	2-20	3-24
Pass-Att.-Comp.	43-26-1	48-30-2
Punts-Avg.	7-38.6	6-35.3
Penalties	9-75	4-35
Fumbles-Lost	0-0	1-1
Time of Poss.	33:02	26:58

INDIVIDUAL STATISTICS

RUSHING: Cle. - Green 25-30, 1 TD; Northcutt 1-5; Holcomb 2-3. Pit. - Zereoue 13-73; Maddox 2-7; Fuamatu-Ma'afala 2-4, 1 TD; Ward 1-4; Randle El 1-3; Bettis 1-(-2).

PASSING: Cle. - Holcomb 43-26-1, 429, 3 TD; Johnson 0-0-0, 0. Pit. - Maddox 48-30-2, 367, 3 TD.

RECEIVING: Cle. - Northcutt 6-92, 2 TD; White 5-45; Johnson 4-140; Campbell 3-31; Andre Davis 2-65, 1 TD; Morgan 2-30; Green 2-8; King 1-16; Sanders 1-2. Pit. - Ward 11-104, 1 TD; Burress 6-100, 1 TD; Randle El 5-85; Mathis 3-40; Tuman 3-18, 1 TD; Fuamatu-Ma'afala 2-20.

Pittsburgh Steelers Playoff Summaries

2002 AFC Divisional Playoff

Tennessee 34, Pittsburgh 31 (OT)

January 11, 2003

(68,809)

NASHVILLE — The Steelers lost a hard-fought game against the Tennessee Titans in overtime, 34-31.

The Titans jumped out to a 14-0 first-quarter lead, but the Steelers scored 20 straight points by early in the third quarter.

QB Tommy Maddox led Pittsburgh on an eight-play, 61-yard drive at the end of the second quarter and Reed's 39-yard field goal made the score 14-13 at the half.

On Tennessee's first play from scrimmage in the second half, Steelers NT Casey Hampton tackled George for a two-yard loss, forcing a fumble that was recovered by DE Aaron Smith. George received a concussion and did not return to the game.

Pittsburgh capitalized on the fumble when RB Amos Zereoue broke several tackles and raced 31 yards for a touchdown on the first play, which put it ahead 20-14.

Two Tennessee scores made it 28-20 before Maddox connected with Ward for a 21-yard touchdown pass in the fourth quarter to make the score 28-26. Ward tied the game with a pass to Plaxico Burress for the two-point conversion.

Reed's 40-yard field goal and a 42-yard kick by Tennessee K Joe Nedney made the score 31-31 in the fourth quarter. Nedney missed a 48-yard attempt at the end of regulation.

Tennessee got the ball in overtime and McNair completed two passes to WR Justin McCareins to put the Titans in field-goal position. Nedney missed a 31-yard attempt, but Steelers CB Dewayne Washington was flagged for running into the kicker. Nedney then converted a 26-yarder to give the Titans a 34-31 victory.

GAME SUMMARY

STEELERS	0	13	7	11	0	31
Titans	14	0	14	3	3	34

TEAM	Q	TIME	PLAY	DRIVE	SCORE
TEN	1	11:01	McNair 8 run (Nedney kick)	7-52; 3:19	0-7
TEN	1	0:17	George 1 run (Nedney kick)	16-76; 9:03	0-14
PIT	2	9:29	Ward 8 pass from Maddox (Reed kick)	2-8; 9:03	7-14
PIT	2	6:47	Reed 30 FG	5-47; 1:53	10-14
PIT	2	0:00	Reed 39 FG	8-61; 1:35	13-14
PIT	3	14:37	Zereoue 31 run (Reed kick)	1-31; 0:08	20-14
TEN	3	9:37	Wycheck 7 pass from McNair (Nedney kick)	8-63; 5:00	20-21
TEN	3	4:38	Kinney 2 pass from McNair (Nedney kick)	8-58; 4:04	20-28
PIT	4	10:09	Ward 21 pass from Maddox (Ward-Burress pass)	6-65; 2:07	28-28
PIT	4	8:30	Reed 40 FG	5-35; 1:24	31-28
TEN	4	5:40	Nedney 42 FG	7-34; 2:50	31-31
TEN	OT	12:45	Nedney 26 FG	5-61; 2:15	31-34

TEAM STATISTICS

	Steelers	Titans
1st Downs	21 (4-12-5)	29 (10-18-1)
3rd Downs	4-14 (29%)	12-18 (67%)
4th Downs	0-0 (0%)	1-1 (100%)
Total Net Yards	324	430
Plays-Avg.	63-5.1	82-5.2
Rushing Yards	67	99
Att.-Avg.	20-3.4	36-2.8
Passing Yards	257	331
Sacked by Opp.	1-9	1-7
Pass-Att.-Comp.	42-21-1	45-27-2
Punts-Avg.	6-31.8	4-28.8
Penalties	6-41	8-92
Fumbles-Lost	0-0	2-2
Time of Poss.	24:33	37:32

INDIVIDUAL STATISTICS

RUSHING: Pit. — Zereoue 14-49, 1 TD; Randle EI 1-11; Bettis 3-6; Ward 2-1. Ten. — George 15-33, 1 TD; McNair 8-29, 1 TD; Mason 2-20; Holcombe 11-17.

PASSING: Pit. — Maddox 41-21-1, 266, 2 TD; Randle EI 1-0-0, 0. Ten. — McNair 44-27-2, 338, 2 TD; O'Donnell 1-0-0, 0.

RECEIVING: Pit. — Ward 7-82, 2 TD; Randle EI 4-53, Mathis 3-40; Burress 2-62; Kreider 2-14; Zereoue 2-10; Fuamatu-Ma'afala 1-5. Ten. — Wycheck 10-123, 1 TD; Bennett 7-85; Mason 5-47; McCareins 2-53; Kinney 2-20; Holcombe 1-10.

2004 AFC Divisional Playoff

Pittsburgh 20, New York Jets 17 (OT)

January 15, 2005

(64,917)

PITTSBURGH — A 33-yard field goal by K Jeff Reed allowed the Steelers to pull out a thrilling, 20-17, overtime victory against the New York Jets at Heinz Field.

The Steelers nearly saw their Super Bowl dreams end twice in the fourth quarter, but Jets K Doug Brien missed field goals of 47 and 43 yards in the final 2:02, sending the game into overtime tied at 17-17.

Pittsburgh took a 3-0 lead in the first quarter on a 45-yard field goal by Reed. Steelers' SS Troy Polamalu intercepted Pennington's next pass and returned it 14 yards to the Jets 25-yard line, setting up a three-yard touchdown run by RB Jerome Bettis for a 10-0 Pittsburgh lead.

The Jets tied the game in the second quarter on a field goal (42) by Brien and a 75-yard punt return by Santana Moss.

The game remained tied until late in the third quarter when Steelers QB Ben Roethlisberger was intercepted by Jets SS Reggie Tongue, who returned the ball 86 yards for a touchdown and a 17-10 New York lead.

The Jets held the lead until Roethlisberger completed a four-yard shovel pass to WR Hines Ward, tying the game at 17-17, with six minutes left in regulation.

Brien missed a 47-yard field-goal attempt with 2:02 left in regulation, but Roethlisberger was intercepted by Jets CB David Barrett, who returned it 24 yards to the Pittsburgh 37. Brien, however, missed a 43-yard attempt at the end of regulation to send the game into overtime.

After the Jets were forced to punt on their first drive in overtime, Pittsburgh regained possession at their own 13-yard line and moved the ball 72 yards on 13 plays, to the New York 15-yard line. After a New York timeout, Reed booted his 33-yard field goal to win the game.

GAME SUMMARY

Jets	0	10	7	0	0	17
STEELERS	10	0	0	7	3	20

TEAM	Q	TIME	PLAY	DRIVE	SCORE
PIT	1	5:18	Reed 45 FG	7-37; 3:20	3-0
PIT	1	1:58	Bettis 3 run (Reed kick)	5-25; 2:18	10-0
NYJ	2	10:33	Brien 42 FG	11-38; 6:25	10-3
NYJ	2	3:00	Moss 75 punt return (Brien kick)	—; —	10-10
NYJ	3	3:52	Tongue 86 interception return (Brien kick)	—; —	10-17
PIT	4	6:00	Ward 4 pass from Roethlisberger (Reed kick)	12-66; 6:41	17-17
PIT	5	3:56	Reed 33 FG	14-72; 8:19	20-17

TEAM STATISTICS

	Jets	Steelers
1st Downs	17 (4-11-2)	23 (10-13-0)
3rd Downs	3-12 (25%)	8-15 (53%)
4th Downs	0-0 (0%)	0-0 (0%)
Total Net Yards	275	364
Plays-Avg.	63-4.4	74-4.9
Rushing Yards	110	193
Att.-Avg.	27-4.1	43-4.5
Passing Yards	165	171
Sacked by Opp.	3-17	1-10
Pass-Att.-Comp.	33-21-1	30-17-2
Punts-Avg.	6-38.5	5-39.6
Penalties	4-35	6-45
Fumbles-Lost	0-0	1-1
Time of Poss.	31:22	39:42

INDIVIDUAL STATISTICS

RUSHING: N.Y.J. — Martin 19-77; Jordan 5-30; Pennington 2-3; Cotchery 1-0. Pit. — Bettis 27-101, 1 TD; Staley 11-54; Roethlisberger 4-30; Haynes 1-8.

PASSING: N.Y.J. — Pennington 33-21-1, 182. Pit. — Roethlisberger 30-17-2, 181, 1 TD.

RECEIVING: N.Y.J. — McCareins 5-82; Moss 4-31; Martin 4-29; Sowell 3-11; Becht 2-15; Baker 2-8; Jordan 1-6. Pit. — Ward 10-105, 1 TD; Burress 2-28; Mays 2-19; Bettis 1-21; Randle EI 1-6; Haynes 1-2.

Pittsburgh Steelers Playoff Summaries

2004 AFC Championship Game

New England 41, Pittsburgh 27
January 23, 2005
(65,242)

PITTSBURGH — The Steelers' dreams of advancing to the Super Bowl ended as they lost a disappointing 41-27 loss to New England in the AFC Championship Game at Heinz Field.

Three first-half Steelers' turnovers were converted into 17 New England points as the Patriots jumped out to a 24-3 lead at halftime, despite controlling the ball for only 10:19.

Steelers rookie QB Ben Roethlisberger suffered his first career loss as a starter. His first pass of the game was intercepted by New England, setting up a 48-yard Adam Vinatieri field goal.

New England capitalized on its next possession when QB Tom Brady hit WR Deion Branch for a 60-yard touchdown score.

Pittsburgh cut the lead to 10-3 on a 43-yard field goal by K Jeff Reed. The Patriots extended their lead to 17-3 on a nine-yard TD pass to WR David Givens.

The Steelers were ready to answer on their next drive, moving the ball to the New England 19. But Roethlisberger's pass was picked off by S Rodney Harrison and returned 87 yards for a touchdown.

Steelers RB Jerome Bettis scored on a five-yard touchdown run to bring Pittsburgh within 24-10 in the third. On the next drive, though, the Patriots increased the lead to 31-10 on a 25-yard touchdown run by Corey Dillon.

A 30-yard touchdown pass to WR Hines Ward and a 20-yard field goal by Jeff Reed trimmed the lead to 31-17.

Vinatieri's 31-yard field goal and a 23-yard touchdown pass to Branch extended the Patriots lead to 41-20.

Pittsburgh scored its final touchdown on a seven-yard pass to Burress, but New England ran out the clock for the victory.

GAME SUMMARY

Patriots	10	14	7	10	41
STEELERS	3	0	14	10	27

TEAM	Q	TIME	PLAY	DRIVE	SCORE
NE	1	11:20	Vinatieri 48 FG	5-18; 2:13	0-3
NE	1	6:49	Branch 60 pass from Brady (Vinatieri kick)	1-60; 0:09	0-10
PIT	1	1:22	Reed 43 FG	5-23; 2:10	3-10
NE	2	7:08	Givens 9 pass Brady (Vinatieri kick)	5-70; 2:52	3-17
NE	2	2:14	Harrison 87 interception return	—; —	3-24
PIT	3	10:54	Bettis 5 run (Reed kick)	5-56; 2:39	10-24
NE	3	7:27	Dillon 25 run (Vinatieri kick)	7-69; 3:27	10-31
PIT	3	2:35	Ward 30 pass from Roethlisberger (Reed kick)	10-60; 4:52	17-31
PIT	4	13:29	Reed 20 FG	6-53; 2:14	20-31
NE	4	8:03	Vinatieri 31 FG	10-49; 5:26	20-34
NE	4	2:23	Branch 23 run (Vinatieri kick)	10-55; 5:06	20-41
PIT	4	0:52	Burress 7 pass from Roethlisberger (Reed kick)	6-61; 1:31	27-41

TEAM STATISTICS

	Patriots	Steelers
1st Downs	18 (7-9-2)	19 (8-11-0)
3rd Downs	5-12 (42%)	4-12 (33%)
4th Downs	1-1 (100%)	1-2 (50%)
Total Net Yards	322	388
Plays-Avg.	55-5.9	62-6.3
Rushing Yards	126	163
Att.-Avg.	32-3.9	37-4.4
Passing Yards	196	225
Sacked by Opp.	2-11	1-1
Pass-Att.-Comp.	21-14-0	24-14-3
Punts-Avg.	4-40.3	3-43.0
Penalties	1-5	2-20
Fumbles-Lost	1-0	2-1
Time of Poss.	28:29	31:31

INDIVIDUAL STATISTICS

RUSHING: N.E. — 24-73, 1 TD; Branch 2-37, 1 TD; Faulk 3-20, 1 TD; Brady 2-(-2); Givens 1-(-2). Pit. — Bettis 17-64, 1 TD; Roethlisberger 5-45; Haynes 5-28; Staley 10-26.

PASSING: N.E. — Brady 21-14-0, 207, 2 TD. Pit. — Roethlisberger 24-14-3, 226, 2 TD.

RECEIVING: N.E. — Givens 5-59, 1 TD; Branch 4-116, 1 TD; Brown 1-11; Fauria 1-9; Patten 1-8; Dillon 1-5; Graham 1-(-1). Pit. — Ward 5-109, 1 TD; Randle El 3-52; Burress 3-37; Haynes 1-14; Tuman 1-8; Rasby 1-6.

2005 AFC Wild Card Game

Pittsburgh 31, Cincinnati 17
January 8, 2006
(65,870)

CINCINNATI — Pittsburgh scored 24 unanswered points to turn a 17-7 deficit into a 31-17 victory over Cincinnati in the AFC Wild Card Game at Paul Brown Stadium. The win marked the first road playoff victory for head coach Bill Cowher.

The Pittsburgh offense compiled 346 total yards led by QB Ben Roethlisberger, who tossed three touchdowns and finished with a QB rating of 148.7. RB Jerome Bettis ran for 52 yards on 10 carries (5.2 avg.) and one touchdown. WR Cedrick Wilson caught three passes for 104 yards (34.7 avg.), with one touchdown.

The Steelers defense recorded four sacks and two interceptions while holding the Bengals to just 84 yards rushing.

Cincinnati was dealt an early blow when starting QB Carson Palmer suffered a torn ACL on the first offensive play of the game. The Bengals jumped out to a 10-0 lead with a 23-yard field goal by K Shayne Graham and a 20-yard touchdown run by RB Rudi Johnson.

Pittsburgh got on the board when RB Willie Parker took a screen pass 19 yards for a touchdown, the first postseason touchdown catch by a Steelers' running back since Rocky Bleier in Super Bowl XIII (Jan. 21, 1979).

Backup QB Jon Kitna gave the Bengals another 10-point lead after he hit WR T.J. Houshmandzadeh for a seven-yard score.

Pittsburgh responded with four straight scores. Roethlisberger completed a five-yard touchdown pass to WR Hines Ward for the final score of the first half. Ward extended his streak to five consecutive postseason games with at least one touchdown and the Steelers trailed, 17-14, at halftime.

The Steelers scored on their opening drive of the second half with a five-yard touchdown run by Bettis to give Pittsburgh its first lead at 21-17. Pittsburgh extended its lead with a trick play. WR Antwaan Randle El took a direct snap and ran to his right. He stopped and threw the ball across the field to Roethlisberger, who then threw a 43-yard touchdown strike to Wilson.

James Farrior ended the next Bengals' possession by intercepting a Kitna pass. The turnover led to a 21-yard field goal by K Jeff Reed to complete the scoring. SS Troy Polamalu also intercepted a Kitna pass.

GAME SUMMARY

STEELERS	0	14	14	3	31
Bengals	10	7	0	0	17

TEAM	Q	TIME	PLAY	DRIVE	SCORE
CIN	1	6:54	Graham 23 FG	9-84; 4:25	0-3
CIN	1	1:09	Johnson 20 run (Graham kick)	7-76; 3:26	0-10
PIT	2	13:11	Parker 19 pass from Roethlisberger (Reed kick)	8-60; 2:58	7-10
CIN	2	6:13	Houshmandzadeh 7 pass from Kitna (Graham kick)	14-57; 6:58	7-17
PIT	2	3:48	Ward 5 pass from Roethlisberger (Reed kick)	6-76; 2:25	14-17
PIT	3	5:12	Bettis 5 run (Reed kick)	8-66; 4:39	21-17
PIT	3	1:13	Wilson 43 pass from Roethlisberger (Reed kick)	3-50; 1:25	28-17
PIT	4	10:29	Reed 21 FG	6-37; 2:56	31-17

TEAM STATISTICS

	Steelers	Bengals
1st Downs	19 (9-8-2)	19 (4-13-2)
3rd Downs	6-11 (55%)	9-16 (56%)
4th Downs	0-0 (0%)	0-1 (0%)
Total Net Yards	346	327
Plays-Avg.	56-6.2	65-5.0
Rushing Yards	144	84
Rush Att.-Avg.	34-4.2	20-4.2
Passing Yards	202	243
Sacks	4-20	1-6
Att.-Comp.-Int.	21-14-0	41-25-2
Punts-Avg.	3-47.0	3-43.7
Penalties	6-39	7-90
Fumbles-Lost	0-0	2-0
Time of Poss.	28:57	31:03

INDIVIDUAL STATISTICS

RUSHING: Pit. — Bettis 10-52, 1 TD; Haynes 3-46; Parker 16-38; Randle El 1-5; Roethlisberger 4-3. Cin. — Johnson 13-56, 1 TD; Kitna 4-25; Perry 2-3; Larson 1-0.

PASSING: Pit. — Roethlisberger 19-14-0, 208, 3 TDs; Bettis 1-0-0, 0; Randle 1-0-0, 0. Cin. — Kitna 40-24-2, 197, 1 TD; Palmer 1-1-0, 66.

RECEIVING: Pit. — Wilson 3-104, 1 TD; Parker 3-41, 1 TD; Miller 2-15; Randle El 2-15; Ward 2-10, 1 TD; Haynes 1-14; Tuman 1-9. Cin. — Perry 6-11; Walter 5-73; C. Johnson 4-59; Houshmandzadeh 4-25, 1 TD; R. Johnson 2-14; Schobel 2-11; Henry 1-66; Kelly 1-4.

Pittsburgh Steelers Playoff Summaries

2005 AFC Divisional Playoff

Pittsburgh 21, Indianapolis 18

Jan. 15, 2006

RCA Dome (57,449)

INDIANAPOLIS — Pittsburgh advanced to its second straight AFC Championship Game with a dramatic 21-18 victory over the Indianapolis Colts at the RCA Dome. The win propelled the Steelers to their sixth appearance in the conference title game during Bill Cowher's 14 seasons as head coach for Pittsburgh and it also marked the first time a six seed advanced to the conference championship in league history.

Avenging an earlier-season setback to the Colts, Pittsburgh came out of the gates on fire by scoring on a 10-play, 84-yard drive to open the game that culminated with a six-yard touchdown pass from QB Ben Roethlisberger to WR Antwaan Randle El.

The Steelers upped their lead to 14-0 in the first quarter after Roethlisberger connected with rookie TE Heath Miller on a seven-yard score.

Pittsburgh's defense, which kept the high-scoring Indianapolis offense in check for most of the game, allowed just a field goal in the first half as they entered the half with a 14-3 advantage.

The Steelers stretched the lead to 21-3 with under two minutes remaining in the third quarter as RB Jerome Bettis dove in from one yard out. It was his eighth career postseason rushing touchdown and the fourth straight game with a rushing score.

Indianapolis finally posted a touchdown as Peyton Manning hit Dallas Clark for a 50-yard strike early in the fourth quarter, pulling the Colts to within 21-10.

Pittsburgh took over with eight minutes off the clock but came up empty on their next offensive drive. Indianapolis then used a three-yard rushing touchdown by Edgerrin James and a successful two-point conversion to make the game 21-18 with 4:24 remaining.

After punting the ball back to the Colts with 2:31 left in the game, Pittsburgh's defense appeared to have sealed the victory by pressuring Indianapolis to minus-16 yards while giving the ball back to its' offense on the two-yard line.

However, on the first play Bettis uncharacteristically fumbled and Nick Harper picked up the ball and darted to the Colts' 42-yard line before Roethlisberger made a shoestring tackle. Five plays later, Mike Vanderjagt's potential game-tying 46-yard field goal sailed wide right with 21 seconds remaining.

Pittsburgh posted five sacks on the day, including 2.5 by LB James Farrior. It limited the Colts to just 58 yards rushing.

Roethlisberger became the first quarterback in NFL history to reach the conference championship game in each of his first two seasons as he finished 14-of-24 for 197 yards and two touchdowns and one interception.

GAME SUMMARY

STEELERS	14	0	7	0	21
Colts	0	3	0	15	18

TEAM Q TIME PLAY

		DRIVE	SCORE
PIT	1 9:25	Randle El 6 pass from Roethlisberger (Reed kick)	10-84; 5:35 7-0
PIT	1 3:12	Miller 7 pass from Roethlisberger (Reed kick)	7-72; 2:53 14-0
IND	2 1:20	Vanderjagt 20 FG	15-96; 9:39 14-3
PIT	3 1:26	Bettis 1 run (Reed kick)	6-30; 3:21 21-3
IND	4 14:09	Clark 50 pass from Manning (Vanderjagt kick)	6-72; 2:17 21-10
IND	4 4:24	James 3 run (Manning to Wayne pass)	6-80; 1:39 21-18

TEAM STATISTICS

	Steelers	Colts
1st Downs	21 (10-8-3)	15 (4-11-0)
3rd Downs	6-14 (43%)	3-13 (23%)
4th Downs	2-2 (100%)	1-2 (50%)
Total Net Yards	295	305
Plays-Avg.	68-4.3	57-5.4
Rushing Yards	112	58
Rush Att.-Avg.	42-2.7	14-4.1
Passing Yards	183	247
Sacks	5-4.3	2-1.4
Att.-Comp.-Int.	24-14-1	38-22-0
Punts-Avg.	5-41.6	6-45.3
Penalties	2-8	9-6.7
Fumbles-Lost	1-1	1-0
Time of Poss.	34:52	25:08

INDIVIDUAL STATISTICS

RUSHING: Pit. — Parker 17-59; Bettis 17-46, 1 TD; Haynes 2-8; Kreider 1-2; Roethlisberger 5-(-3). Ind. — James 13-56, 1 TD; Rhodes 1-2.

PASSING: Pit. — Roethlisberger 24-14-1, 197, 2 TDs. Ind. — Manning 38-22-1, 290, 1 TD.

RECEIVING: Pit. — Ward 3-68; Miller 3-61, 1 TD; Randle El 3-30, 1 TD; Parker 3-19; Tuman 1-19; Haynes 1-0. Ind. — Wayne 7-97; James 5-26; Clark 4-84, 1 TD; Harrison 3-52; Fletcher 2-18; Stokley 1-13.

2005 AFC Championship

Pittsburgh 34, Denver 17

Jan. 22, 2006

INVESCO Field at Mile High (76,174)

DENVER — Pittsburgh advanced to its first Super Bowl in 10 years as it defeated the Denver Broncos, 34-17, at INVESCO Field at Mile High. The Steelers, who won their seventh straight game overall, became the first team in NFL history to win three straight road playoff games and became the first sixth seed to play in the Super Bowl.

Pittsburgh QB Ben Roethlisberger continued his outstanding postseason play as he finished 21-of-29 for 275 yards with two touchdowns and no interceptions for a passer rating of 124.9. He also added a four-yard rushing touchdown late in the game.

The Steelers jumped out to a 3-0 lead in the first quarter as K Jeff Reed booted a 47-yard field goal with 4:11 left. It was the longest postseason field goal for Pittsburgh since Norm Johnson had a 50-yarder in the 1996 AFC Wild Card Game.

Roethlisberger then hit WR Cedrick Wilson on a 12-yard touchdown pass on the first play of the second quarter to up the lead to 10-0.

After a Jason Elam field goal pulled the Broncos to within 10-3, Pittsburgh scored two times in the final two minutes of the first half to take a 24-3 halftime lead. RB Jerome Bettis scored from three yards out and WR Hines Ward hauled in a 17-yard pass from Roethlisberger with seven seconds left.

Denver used a 30-yard pass from Jake Plummer to Ashley Lelie with 3:36 left in the third quarter to trim the Steelers' advantage to 24-10. However, Reed came right back with a 42-yard field goal on the next possession to make it a 27-10 lead with 13:38 left in the game.

Mike Anderson scored on a three-yard run with just under eight minutes left to bring Denver to within 10 points (27-17), but Roethlisberger's four-yard touchdown sealed the victory for Pittsburgh.

Wilson finished with a game-high five catches for 92 yards while Ward added five receptions for 59 yards. WR Antwaan Randle El also pulled in four catches for 52 yards.

Pittsburgh held the ball for 36:07 but was outgained on the ground 97-90. The Steelers finished with 358 total yards to the Broncos' 308.

CB Ike Taylor and LB Larry Foote each collected an interception for the Pittsburgh defense, while DE Brett Keisel posted two sacks. LB Joey Porter added one sack and also forced a fumble by Plummer.

The Steelers finished the game with an astounding 63 percent (10 of 16) conversion rate on third down.

GAME SUMMARY

STEELERS	3	21	0	10	34
Broncos	0	3	7	7	17

TEAM Q TIME PLAY

		DRIVE	SCORE
PIT	1 4:11	Reed 47 FG	12-62; 6:29 3-0
PIT	2 14:54	Wilson 12 pass from Roethlisberger (Reed kick)	5-39; 2:53 10-0
DEN	2 9:23	Elam 23 FG	12-55; 5:31 10-3
PIT	2 1:55	Bettis 3 run (Reed kick)	14-80; 7:28 17-3
PIT	2 0:07	Ward 17 pass from Roethlisberger (Reed kick)	5-38; 1:41 24-3
DEN	3 3:36	Lelie 30 pass from Plummer (Elam kick)	5-80; 2:24 24-10
PIT	4 13:38	Reed 42 FG	8-47; 4:58 27-10
DEN	4 7:52	Anderson 3 run (Elam kick)	7-72; 3:47 27-17
PIT	4 2:59	Roethlisberger 4 run (Reed kick)	5-17; 1:53 34-17

TEAM STATISTICS

	Steelers	Broncos
1st Downs	20 (5-15-0)	16 (5-8-3)
3rd Downs	10-16 (63%)	5-11 (45%)
4th Downs	0-0 (0%)	2-3 (67%)
Total Net Yards	358	308
Plays-Avg.	64-5.6	54-5.7
Rushing Yards	90	97
Rush Att.-Avg.	33-2.7	21-4.6
Passing Yards	268	211
Sacks	3-1.2	2-7
Att.-Comp.-Int.	29-21-0	30-18-2
Punts-Avg.	4-37.0	2-43.5
Penalties	8-6.1	4-2.0
Fumbles-Lost	1-0	2-2
Time of Poss.	36:07	23:53

INDIVIDUAL STATISTICS

RUSHING: Pit. — Bettis 15-39, 1 TD; Parker 14-35; Roethlisberger 3-12, 1 TD; Ward 1-4. Den. — Anderson 9-36, 1 TD; Bell 5-31; Plummer 7-30.

PASSING: Pit. — Roethlisberger 29-21-0, 275, 2 TDs. Den. — Plummer 30-18-2, 223, 1 TD.

RECEIVING: Pit. — Wilson 5-92, 1 TD; Ward 5-59, 1 TD; Randle El 4-52; Parker 3-20; Miller 2-31; Washington 1-13; Haynes 1-8. Den. — Bell 5-28; Smith 4-61; Putzier 4-55; Anderson 3-11; Lelie 2-68, 1 TD.

Pittsburgh Steelers Playoff Summaries

2007 AFC Wild Card Game

Jacksonville 31, Pittsburgh 29

Jan. 5, 2008

Heinz Field (63,629)

PITTSBURGH — The Steelers came back from an 18-point deficit in the fourth quarter but eventually fell to the visiting Jacksonville Jaguars, 31-29, in the AFC Wild Card Game at Heinz Field. The loss snapped a four-game postseason winning streak for Pittsburgh and it marked the fourth straight loss to the Jaguars overall.

Pittsburgh jumped out to a 7-0 lead on its first drive as RB Najeh Davenport ran for his first of two one-yard touchdowns on the night. However, on the ensuing kickoff the Jaguars' RB Maurice Jones-Drew returned it 96 yards to the Steelers' three and RB Fred Taylor scored one play later to knot the score at 7-7.

Three first-half interceptions by QB Ben Roethlisberger dug Pittsburgh into a 21-7 halftime deficit. The Steelers would then fall behind 28-10 entering the fourth quarter before igniting the rally.

Roethlisberger found WR Antonio Holmes for a 37-yard touchdown pass on the first play of the final quarter to cut the lead to 28-17.

After a three-and-out by Jacksonville, Roethlisberger again engineered a scoring drive on the next possession as he hit TE Heath Miller for a 14-yard touchdown with 10:25 remaining in the game. A failed two-point conversion made the score 28-23.

CB Ike Taylor then intercepted a David Garrard pass on the second play of the ensuing Jaguars possession before Davenport pushed his way into the end zone for his second score of the night at the 6:21 mark of the fourth quarter.

Both teams were unable to score on the next two drives, which gave Jacksonville the ball back with 2:38 to go in the game. The Jaguars eventually marched down to the Steelers' seven-yard line, thanks in large part to a 32-yard run by Garrard on a fourth-and-two play earlier in the drive. K Josh Scobee booted the game-winning 25-yard field goal with 37 seconds left in the contest.

WR Hines Ward had a standout game for the Steelers by catching 10 passes for a playoff career-high 135 yards (13.5 avg.). Miller added eight catches for 85 yards and a touchdown.

Rookie LB LaMarr Woodley posted a team-high two sacks as the Steelers held Jacksonville to just 239 yards of total offense.

GAME SUMMARY

Jaguars	7	14	7	3	31
STEELERS	7	0	3	19	29

TEAM	Q	TIME	PLAY	DRIVE	SCORE
PIT	1	10:03	Davenport 1 run (Reed kick)	10-80; 4:57	7-0
JAC	1	9:39	Taylor 1 run (Scobee kick)	1-1; 0:24	7-7
JAC	2	10:19	Mathis 63 interception return (Scobee kick)	—; —	7-14
JAC	2	8:34	Jones-Drew 43 yard pass from Garrard (Scobee kick)	3-46; 0:56	7-21
PIT	3	9:24	Reed 28 FG	8-33; 4:45	10-21
JAC	3	4:39	Jones-Drew 10 run (Scobee kick)	8-82; 4:45	10-28
PIT	4	14:53	Holmes 37 pass from Roethlisberger (Reed kick)	10-69; 4:46	17-28
PIT	4	10:25	Miller 14 pass from Roethlisberger (2-pt. attempt failed)	10-69; 3:49	23-28
PIT	4	6:21	Davenport 1 run (2-pt. attempt failed)	7-16; 2:29	29-28
JAC	4	0:37	Scobee 25 FG	8-44; 2:01	29-31

TEAM STATISTICS

	Jaguars	Steelers
1st Downs	14 (8-5-1)	24 (5-17-2)
3rd Downs	4-11 (36%)	7-14 (50%)
4th Downs	1-1 (100%)	1-1 (100%)
Total Net Yards	239	340
Plays-Avg.	54-4.4	74-4.6
Rushing Yards	135	43
Rush Att.-Avg.	29-4.7	26-1.7
Passing Yards	104	297
Att.-Comp.-Int.	21-9-2	42-29-3
Sacks By	6-40	4-36
Punts-Avg.	4-50.0	4-44.3
Penalties	6-40	5-50
Fumbles-Lost	0-0	1-1
Time of Poss.	27:01	32:59

INDIVIDUAL STATISTICS

RUSHING: Jac. — Garrard 5-58; Taylor 16-48, 1 TD; Jones-Drew 8-29, 1 TD. Pit. — Davenport 16-25, 2 TDs; Roethlisberger 4-13; Davis 3-3; Russell 3-2.

PASSING: Jac. — Garrard 21-9-2, 140, 1 TD. Pit. — Roethlisberger 42-29-3, 337, 2 TDs.

RECEIVING: Jac. — Wilford 2-39; Williams 2-23; Lewis 2-16; Jones-Drew 1-43, 1 TD; Northcutt 1-17; Taylor 1-2. Pit. — Ward 10-135; Miller 8-85, 1 TD; Holmes 3-49, 1 TD; Davenport 2-23; Davis 2-14; Wilson 1-10; Washington 1-8; Spaeth 1-7; Russell 1-6.

2008 AFC Divisional Playoff Game

Pittsburgh 35, San Diego 24

Jan. 11, 2009

Heinz Field (63,899)

PITTSBURGH — The Steelers advanced to their fourth AFC Championship Game in eight seasons as they defeated the San Diego Chargers 35-24 in an AFC Divisional contest at Heinz Field. Pittsburgh advanced to its 14th career AFC Championship Game with the win.

San Diego struck first on the opening possession of the game, covering 75 yards in only four plays, taking barely two minutes off the game clock. WR Vincent Jackson got behind Steelers' CB Ike Taylor and hauled in a 41-yard touchdown reception to give the Chargers a 7-0 lead.

Steelers' WR Antonio Holmes evened the score when he returned a punt 67 yards for a score. San Diego retook the lead, 10-7, courtesy of a 42-yard field goal by K Nate Kaeding.

RB Willie Parker gave the Steelers a 14-10 lead that they would never relinquish with 40 seconds remaining in the first half when he ran into the end zone around left end on a three-yard touchdown scamper.

The Steelers stretched that lead to 21-10 as they drove 77 yards in 13 plays, taking 7:56 off the clock with their opening possession of the third quarter. QB Ben Roethlisberger found TE Heath Miller on an eight-yard touchdown reception to cap the drive.

RB Gary Russell swelled the lead to 28-10 when he plunged across the goal-line from one-yard out in the beginning of the fourth quarter.

San Diego scored two touchdowns, a four-yard reception by WR Legedu Naanee and a 62-yard reception by RB Darren Sproles, sandwiched around a 16-yard touchdown run by Parker, his second score of the evening, to conclude the scoring in favor of the Steelers, 35-24.

Roethlisberger had a very efficient game, completing 17-of-26 passes for 181 yards with one touchdown and a passer rating of 98.4. He improved to 6-2 (.750 pct.) in the playoffs. Parker recorded his first career 100-yard rushing performance in the postseason with 146 yards on 27 attempts (5.4 avg.) with two touchdowns. WR Hines Ward had another big postseason performance with four receptions for 70 yards (17.5 avg.), including a long reception of 41 yards.

Defensively, the Steelers sacked Rivers four times, with LB LaMarr Woodley leading the charge with two sacks. LB James Harrison and DE Brett Keisel had the other two Steelers' sacks. LB Larry Foote had a third-quarter interception, the second of his postseason career.

GAME SUMMARY

Chargers	7	3	0	14	24
STEELERS	7	7	7	14	35

TEAM	Q	TIME	PLAY	DRIVE	SCORE
SD	1	12:59	Jackson 41 pass from Rivers (Kaeding kick)	4-75; 2:01	0-7
PIT	1	7:41	Holmes 67 punt return (Reed kick)	—; —	7-7
SD	2	1:56	Kaeding 42 FG	7-20; 3:09	7-10
PIT	2	0:40	Parker 3 run (Reed kick)	7-66; 1:16	14-10
PIT	3	7:04	Miller 8 pass from Roethlisberger (Reed kick)	13-77; 7:56	21-10
PIT	4	12:52	Russell 1 run (Reed kick)	2-49; 0:49	28-10
SD	4	9:09	Naanee 4 pass from Rivers (Kaeding kick)	10-73; 3:43	28-17
PIT	4	4:11	Parker 16 run (Reed kick)	9-73; 4:58	35-17
SD	4	1:53	Sproles 62 pass from Rivers (Kaeding kick)	4-79; 0:50	35-24

TEAM STATISTICS

	Chargers	Steelers
1st Downs	15 (1-13-1)	22 (12-8-2)
3rd Downs	5-12 (42%)	6-14 (43%)
4th Downs	0-0 (0%)	0-2 (0%)
Total Net Yards	290	342
Plays-Avg.	51-5.7	70-4.9
Rushing Yards	15	165
Rush Att.-Avg.	12-1.3	42-3.9
Passing Yards	275	177
Att.-Comp.-Int.	35-21-1	27-17-0
Sacks By	1-4	4-33
Punts-Avg.	6-47.2	5-43.4
Penalties	8-104	7-44
Fumbles-Lost	1-1	0-0
Time of Poss.	23:30	36:30

INDIVIDUAL STATISTICS

RUSHING: S.D. — Sproles 11-15; Bennett 1-0. Pit. — Parker 27-146, 2 TDs; Moore 3-13; Holmes 2-7; Russell 4-5, 1 TD; Davis 1-0; Leftwich 4-(-2); Clark 1-(-4).

PASSING: S.D. — Rivers 35-21-1, 308, 3 TDs. Pit. — Roethlisberger 26-17-0, 181, 1 TD; Leftwich 1-0-0, 0.

RECEIVING: S.D. — Sproles 5-91, 1 TD; Gates 5-59; Chambers 4-72; Jackson 2-49, 1 TD; Hester 2-13; Manumaleuna 1-14; Bennett 1-6; Naanee 1-4, 1 TD. Pit. — Ward 4-70; Miller 3-37, 1 TD; Washington 3-30; Davis 3-7; Holmes 2-25; Moore 2-12.

Pittsburgh Steelers Playoff Summaries

2008 AFC Championship Game

Pittsburgh 23, Baltimore 14

Jan. 18, 2009

Heinz Field (65,350)

2010 AFC Divisional Playoff Game

Pittsburgh 31, Baltimore 24

Jan. 15, 2011

Heinz Field (64,879)

PITTSBURGH — The Steelers put themselves in position to become the first NFL franchise to win six Vince Lombardi Trophies when they face the Arizona Cardinals in Super Bowl XLIII on February 1. Pittsburgh earned their second trip to the Super Bowl in four seasons by defeating the Baltimore Ravens 23-14 in the AFC Championship Game at Heinz Field.

Pittsburgh struck first following the opening kickoff, covering 50 yards in seven plays, the key play being a 45-yard pass from QB Ben Roethlisberger to WR Hines Ward. K Jeff Reed connected from 34 yards out to make it 3-0 in favor of Pittsburgh.

Reed would increase the Pittsburgh lead to 6-0 when he nailed his second field goal, this time a 42-yarder, following an interception by Steelers' CB Deshea Townsend.

The Steelers faced a third-and-nine situation from their own 36-yard line barely a minute into the second quarter when Roethlisberger and WR Santonio Holmes teamed up on a 65-yard scoring strike that put the Steelers ahead 13-0.

Baltimore got on the scoreboard with 2:40 remaining in the first half when RB Willis McGahee ran into the end zone from three yards out to cut the Pittsburgh lead to 13-7.

Reed converted his third field goal of the afternoon, a 46-yarder, with 3:38 left to play in the third quarter to increase the Steelers' lead to 16-7. McGahee's one-yard run with 9:29 to play in regulation allowed Baltimore to creep within two points of the lead, 16-14.

Steelers' S Troy Polamalu ended any thoughts Baltimore had of completing the comeback when he intercepted a QB Joe Flacco pass and took it 40 yard into the end zone to clinch a 23-14 Steelers' victory.

Roethlisberger led the Steelers offensively, completing 16-of-33 passes for 255 yards with one touchdown for a passer rating of 84.8. RB Willie Parker rushed 24 times for 47 yards (2.0 avg.). Holmes caught two passes for 70 yards (35.0 avg.) and one touchdown.

Defensively, the Steelers sacked Flacco three times, including two by LB LaMarr Woodley, his third consecutive postseason game with two-sacks, and one by DE Aaron Smith. Along with Polamalu and Townsend, S Tyrone Carter had the Steelers' other interception. S Ryan Clark forced a fumble near the end of regulation which was recovered by LB Lawrence Timmons.

PITTSBURGH — Down 14 points at halftime, the Steelers rallied to score 24 second-half points to beat the Baltimore Ravens in the AFC Divisional Playoff Game. With the victory, Pittsburgh improved to 3-0 all-time against the Ravens in the postseason. The Steelers advanced to their 15th AFC Championship game since 1970 and for the fifth time since 2001.

The Steelers got off to a hot start as **RB Rashard Mendenhall** scored from one-yard out on the Steelers' first drive of the game. It was Mendenhall's first career postseason rushing touchdown. The Ravens responded with a 10-play drive that was capped off with a 14-yard touchdown run by RB Ray Rice.

The Ravens went up 14-7 when DE Cory Redding returned **QB Ben Roethlisberger's** fumble 13 yards for a touchdown. And following another Steelers' turnover, QB Joe Flacco found TE Todd Heap for a four-yard touchdown and a 21-7 Ravens' lead at halftime.

Early in the third quarter the Steelers defense took over the game, forcing turnovers on three consecutive Ravens' possessions. After a fumble by Rice, Roethlisberger found **TE Heath Miller** for a nine-yard score to cut the lead 21-14. **S Ryan Clark** then posted his first career postseason interception, picking off Flacco to set the Steelers up in Ravens' territory. Roethlisberger then found **WR Hines Ward** for an eight-yard touchdown and the game was tied 21-21. Roethlisberger finished the game with 226 yards passing with two touchdowns and no interceptions.

Another Ravens fumble led to **K Shaun Suisham's** 35-yard field goal, which gave the Steelers a 24-21 lead. But the Ravens tied the game on K Billy Cundiff's 24-yard field goal late in the fourth quarter. The Steelers took over with less than four minutes left in the game, and they faced a third-and-19 from their own 38-yard line. Roethlisberger found rookie **WR Antonio Brown** streaking down the sideline for a 58-yard completion to set up Mendenhall's game-winning one-yard touchdown run, his second of the game.

The Steelers defense limited the Ravens to just 126 yards, the second-lowest total in team postseason history. The defense had five sacks, including three by **LB James Harrison**, forced three turnovers and held the Ravens to just 28 yards in the second half.

GAME SUMMARY

Ravens	0	7	0	7	14
STEELERS	6	7	3	7	23

TEAM	Q	TIME	PLAY	DRIVE	SCORE
PIT	1	11:22	Reed 34 FG	7-50; 3:38	3-0
PIT	1	6:11	Reed 42 FG	7-11; 1:19	6-0
PIT	2	13:58	Holmes 65 pass from Roethlisberger (Reed kick)	3-66; 1:37	13-0
BAL	2	2:40	McGahee 3 run (Stover kick)	3-17; 0:57	13-7
PIT	3	3:38	Reed 46 FG	11-51; 5:29	16-7
BAL	4	9:29	McGahee 1 run (Stover kick)	6-58; 3:09	16-14
PIT	4	4:24	Polamalu 40 interception return (Reed kick)	—; —	23-14

TEAM STATISTICS

	Ravens	Steelers
1st Downs	13 (5-6-2)	11 (1-9-1)
3rd Downs	3-13 (23%)	7-18 (39%)
4th Downs	0-1 (0%)	0-0 (0%)
Total Net Yards	198	275
Plays-Avg.	58-3.4	65-4.2
Rushing Yards	73	52
Rush Att.-Avg.	25-2.9	28-1.9
Passing Yards	125	223
Att.-Comp.-Int.	30-13-3	33-16-0
Sacks By	4-32	3-16
Punts-Avg.	7-40.9	7-37.7
Penalties	6-53	6-67
Fumbles-Lost	3-1	2-1
Time of Poss.	26:51	33:09

INDIVIDUAL STATISTICS

RUSHING: Bal. — McGahee 20-60, 2 TDs; Clayton 1-16; McClain 1-3; Rice 1-2; Flacco 2-(-8). Pit. — Parker 24-47; Moore 1-6; Washington 1-1; Roethlisberger 2-(-2).

PASSING: Bal. — Flacco 30-13-3, 141. Pit. — Roethlisberger 33-16-0, 255, 1 TD.

RECEIVING: Bal. — Rice 3-43; Mason 3-41; Heap 3-26; Clayton 2-18; McGahee 2-13. Pit. — Miller 3-62; Ward 3-55; Washington 3-21; Holmes 2-70, 1 TD; Sweed 2-20; Davis 1-20; Moore 1-9; Parker 1-(-2).

GAME SUMMARY

Ravens	14	7	0	3	24
STEELERS	7	0	14	10	31

TEAM	Q	TIME	PLAY	DRIVE	SCORE
PIT	1	6:18	Mendenhall 1 run (Suisham kick)	10-80; 6:04	7-0
BAL	1	1:20	Rice 14 run (Cundiff kick)	10-69; 4:58	7-7
BAL	1	0:53	Redding 13 fumble return (Cundiff kick)	—; —	7-14
BAL	2	5:43	Heap 4 pass from Flacco (Cundiff kick)	6-16; 3:02	7-21
PIT	3	9:11	Miller 9 pass from Roethlisberger (Suisham kick)	2-23; 0:53	14-21
PIT	3	1:21	Ward 8 pass from Roethlisberger (Suisham kick)	4-25; 2:17	21-21
PIT	4	12:15	Suisham 35 FG	8-6; 3:49	24-21
BAL	4	3:54	Cundiff 24 FG	5-23; 2:01	24-24
PIT	4	1:33	Mendenhall 2 run (Suisham kick)	11-65; 2:21	31-24

TEAM STATISTICS

	Ravens	Steelers
1st Downs	12 (2-8-2)	21 (7-11-3)
3rd Downs	5-12 (42%)	7-14 (50%)
4th Downs	0-1 (0%)	1-1 (100%)
Total Net Yards	126	263
Plays-Avg.	53-2.4	69-3.8
Rushing Yards	35	71
Rush Att.-Avg.	18-1.9	31-2.3
Passing Yards	91	192
Att.-Comp.-Int.	30-16-1	32-19-0
Sacks By	6-34	5-34
Punts-Avg.	4-53.8	4-48.5
Penalties	6-74	9-93
Fumbles-Lost	2-2	2-2
Time of Poss.	25:32	34:28

INDIVIDUAL STATISTICS

RUSHING: Bal. — Rice 12-32, 1 TD; McGahee 4-4; Flacco 2-(-1). Pit. — Mendenhall 20-46, 2 TDs; Moore 2-12; Roethlisberger 6-11; Redman 1-4; Wallace 2-(-2).

PASSING: Bal. — Flacco 30-16-1, 125, 1 TD. Pit. — Roethlisberger 32-19-0, 226, 2 TDs.

RECEIVING: Bal. — Rice 7-32; Heap 3-43, 1 TD; Houshmandzadeh 3-38; McGahee 2-14; Boldin 1-(-2). Pit. — Miller 5-39, 1 TD; Sanders 4-54; Brown 3-75; Ward 3-25, 1 TD; Wallace 3-20; Mendenhall 1-13.

Pittsburgh Steelers Playoff Summaries

2010 AFC Championship Game

Pittsburgh 24, New York Jets 19
Jan. 23, 2011
Heinz Field (66,662)

PITTSBURGH — The Pittsburgh Steelers advanced to their eighth Super Bowl with a 24-19 victory over the New York Jets in the AFC Championship at Heinz Field. The eight trips to the Super Bowl are tied for the most in NFL history with the Dallas Cowboys, and the Steelers' eight wins in an AFC Championship Game are the most in conference history.

The Steelers grabbed a 7-0 lead on the opening drive of the game as **RB Rashard Mendenhall** capped off the 15-play drive with a one-yard rushing touchdown. Mendenhall finished with a game-high 121 yards rushing, which is the sixth-most in team postseason history.

K Shaun Suisham added to the Steelers' lead with his 20-yard field goal in the second quarter to make it 10-0, and with two minutes left in the half, **QB Ben Roethlisberger** scored on a two-yard touchdown run to give the Steelers a 17-0 lead. It was Roethlisberger's third career postseason rushing touchdown.

On the Jets' ensuing drive, **CB Ike Taylor** posted a sack and forced fumble, both career firsts in the postseason, and **CB William Gay** returned the fumble 19 yards to make it 24-0. It was Gay's first career postseason touchdown and the first defensive touchdown for Pittsburgh in the postseason since **LB James Harrison's** 100-yard interception return for touchdown in Super Bowl XLIII.

The Jets got on the board just prior to halftime when K Nick Folk connected from 42 yards out to trim the lead to 24-3. On the Jets' first drive of the second half, QB Mark Sanchez found WR Antonio Holmes for a 45-yard touchdown pass to cut the lead to 24-10. Following a goal-line stand by the Steelers' defense, Roethlisberger fumbled the first snap and was tackled in the end zone for a safety.

On the Jets' next drive, Sanchez found **WR Jericho Cotchery** for a four-yard touchdown to make it 24-19 with three minutes left in the game. The Steelers converted on two key third-downs on their ensuing drive, including the game-winning first down reception by **WR Antonio Brown** to seal their second AFC Championship in the last three seasons.

Pittsburgh improved to 5-1 in the postseason under **Head Coach Mike Tomlin** with the victory. Tomlin joined Hall of Famer Joe Gibbs as the only head coaches to reach two Super Bowls in their first four seasons as a head coach.

GAME SUMMARY

Jets	0	3	7	9	19
STEELERS	7	17	0	0	24

TEAM	Q	TIME	PLAY	DRIVE	SCORE
PIT	1	5:54	Mendenhall 1 run (Suisham kick)	15-66; 9:06	7-0
PIT	2	6:51	Suisham 20 FG	8-60; 3:41	10-0
PIT	2	2:00	Roethlisberger 2 run (Suisham kick)	7-66; 3:57	17-0
PIT	2	1:13	Gay 19 fumble return (Suisham kick)	—; —	24-0
NYJ	2	0:09	Folk 42 FG	7-44; 1:04	24-3
NYJ	3	12:13	Holmes 45 pass from Sanchez (Folk kick)	5-90; 2:47	24-10
NYJ	4	7:38	Safety (Roethlisberger tackled in end zone)	—; —	24-12
NYJ	4	3:06	Cotchery 4 pass from Sanchez (Folk kick)	10-58; 4:32	24-19

TEAM STATISTICS

	Jets	Steelers
1st Downs	17 (2-12-3)	23 (10-9-4)
3rd Downs	5-14 (36%)	6-11 (55%)
4th Downs	2-3 (67%)	0-1 (0%)
Total Net Yards	289	287
Plays-Avg.	57-5.1	64-4.5
Rushing Yards	70	166
Rush Att.-Avg.	22-3.2	43-3.9
Passing Yards	219	121
Att.-Comp.-Int.	33-20-0	19-10-2
Sacks By	2-12	2-14
Punts-Avg.	4-36.5	1-38.0
Penalties	6-50	4-25
Fumbles-Lost	2-1	3-0
Time of Poss.	25:19	34:41

INDIVIDUAL STATISTICS

RUSHING: N.Y. — Greene 9-52; Tomlinson 9-16; Sanchez 3-6; Cotchery 1-(-4). Pit. — Mendenhall 27-121, 1 TD; Redman 4-27; Roethlisberger 11-21, 1 TD; Moore 1-(-3).

PASSING: N.Y. — Sanchez 33-20-0, 233, 2 TDs. Pit. — Roethlisberger 19-10-2, 133.

RECEIVING: N.Y. — Keller 8-64; Cotchery 5-33, 1 TD; Edwards 3-50; Holmes 2-61, 1 TD; Smith 2-25. Pit. — Miller 2-38; Mendenhall 2-32; Ward 2-14; Sanders 1-20; Brown 1-14; Moore 1-9; Wallace 1-6.

2011 AFC Wild Card Game

Denver 29, Pittsburgh 23 (OT)
Jan. 8, 2012
Sports Authority Field at Mile High (75,970)

DENVER — QB Tim Tebow and WR Demaryius Thomas connected on an 80-yard touchdown on the first play in overtime to beat the Pittsburgh Steelers 29-23 in the AFC Wild Card Game. It was the fastest ending in NFL history for any overtime game.

The Steelers got off to a fast start, moving the football into Denver territory on their first two possessions, but they had to settle for two field goals. **K Shaun Suisham** connected on a 45-yarder to give the Steelers a 3-0 lead, and with less than a minute remaining in the first quarter, Suisham connected on a 38-yard field goal to put the Steelers up 6-0.

The Broncos would score 20 unanswered points. Tebow found WR Eddie Royal for a 30-yard touchdown to give the Broncos a 7-6 lead. Tebow then scored on an eight-yard run less than three minutes later to give the Broncos a 14-6 lead. K Matt Prater connected on two field goals of 20 and 28 yards before halftime to give the Broncos a 20-6 lead going into the break.

The Steelers would mount a comeback. **WR Mike Wallace** scored on a one-yard run midway through the third quarter to cut the lead 20-13. Prater added a 35-yard field goal to give the Broncos a 23-13 lead but the Steelers answered with another Suisham field goal.

Trailing 23-16, the Steelers defense forced RB Willis McGahee to fumble, giving **QB Ben Roethlisberger** a short field. Roethlisberger found **WR Jericho Cotchery** for a 31-yard touchdown to tie the game 23-23.

The Steelers had a chance to win the game in regulation, but Roethlisberger was sacked on two of the team's final three plays, forcing overtime. After Suisham's kickoff sailed through the uprights, the Broncos took over at their own 20-yard line. Tebow threw the touchdown to Thomas on the very next play.

By holding each Broncos' running back to less than 100 yards rushing, the Steelers extended their streak of not allowing a 100-yard rusher in the postseason to an NFL-best 18-consecutive playoff contests.

Roethlisberger became just the second player in team history to throw for more than 3,000 yards in the postseason.

GAME SUMMARY

STEELERS	6	0	7	10	0	23
Broncos	0	20	0	3	6	29

TEAM	Q	TIME	PLAY	DRIVE	SCORE
PIT	1	11:14	Suisham 45 yd. FG	8-53; 3:46	3-0
PIT	1	0:23	Suisham 38 yd. FG	12-47; 5:50	6-0
DEN	2	13:24	Royal 30 yd. pass from Tebow (Prater kick)	5-80; 1:59	6-7
DEN	2	10:36	Tebow 8 yd. run (Prater kick)	4-73; 2:18	6-14
DEN	2	7:30	Prater 20 yd. FG	4-16; 1:44	6-17
DEN	2	1:05	Prater 28 yd. FG	8-59; 4:04	6-20
PIT	3	4:29	Wallace 1 yd. run (Suisham kick)	11-87; 5:56	13-20
DEN	4	13:10	Prater 35 yd. FG	12-63; 6:19	13-23
PIT	4	9:59	Suisham 37 yd. FG	7-61; 3:11	16-23
PIT	4	3:48	Cotchery 31 yd. pass from Roethlisberger (Suisham kick)	7-55; 3:47	23-23
DEN	5	14:49	Thomas 80 yd. pass from Tebow	1-80; 0:11	23-29

TEAM STATISTICS

	Steelers	Broncos
1st Downs	21 (9-11-1)	18 (6-9-3)
3rd Downs	7-16 (44%)	3-10 (30%)
4th Downs	0-1 (0%)	0-0 (0%)
Total Net Yards	400	447
Plays-Avg.	68-5.9	55-8.1
Rushing Yards	156	131
Rush Att.-Avg.	23-6.8	34-3.9
Passing Yards	289	316
Sacks	0-0	5-45
Att.-Comp.-Int.	40-22-1	21-10-0
Punts-Avg.	4-46.0	4-41.0
Penalties	6-61	5-30
Fumbles-Lost	2-0	2-1
Time of Poss.	31:06	29:05

INDIVIDUAL STATISTICS

RUSHING: Pit. — Redman 17-121; Brown 1-18; Roethlisberger 3-15; Clay 1-1; Wallace 1-1, 1 TD. Den. — McGahee 19-61; Tebow 10-50, 1 TD; Ball 4-11; Decker 1-9.

PASSING: Pit. — Roethlisberger 40-22-1, 289, 1 TD. Den. — Tebow 21-10-0, 316, 2 TDs.

RECEIVING: Pit. — Sanders 6-81; Brown 5-70; Miller 5-60; Wallace 3-26; Redman 2-21; Cotchery 1-31, 1 TD. Den. — Thomas 4-204; 1 TD; Royal 3-49, 1 TD; Fells 2-57; Ball 1-6.

Pittsburgh Steelers Playoff Summaries

Super Bowl IX

Pittsburgh 16, Minnesota 6
January 12, 1975
(80,997)

NEW ORLEANS — The Steelers made their first appearance in the Super Bowl and captured their first NFL Championship with a 16-6 victory.

The veteran Vikings, meanwhile, had been to the Super Bowl twice before. The Vikings had a savvy leader in quarterback Fran Tarkenton. The Steelers had a strong defense but their quarterback, Terry Bradshaw, was unproven.

The first half was dominated by both defenses. Pittsburgh concentrated on the middle of the Minnesota defensive line. One defensive tackle, Ernie Holmes, played over Vikings' center Mick Tingelhoff, while the other tackle, Joe Greene, lined up at an angle pointed directly at Tingelhoff. Holmes sometimes took on the Vikings' center directly, allowing Greene to knife through and pursue Tarkenton. At other times, Greene would smash into Tingelhoff while Holmes looped behind him.

The only score in the first half was a safety registered by the Pittsburgh Steelers. Fran Tarkenton fumbled a handoff to Dave Osborn, scrambled to recover the ball in the end zone, and was downed by Pittsburgh defensive end Dwight White.

Leading 2-0, Pittsburgh kicked to Minnesota to open the second half and the Vikings' Bill Brown fumbled and Marv Kellum recovered for Pittsburgh at the Minnesota 30. The Steelers took four plays to go the distance, with Franco Harris taking the ball in from the 9.

Harris was named game MVP. He ran for 158 yards on 34 tries, both new highs for the Super Bowl, and Rocky Bleier added 65 yards on 17 carries. Minnesota, meanwhile, managed only 17 yards rushing.

Denied on the ground, the Vikings weren't much better in the air. Tarkenton, under constant pressure from Greene, Holmes, White, and L.C. Greenwood, completed only 11-of-26 attempts for 102 yards—an average of fewer than four yards per pass.

Despite their dominance, Pittsburgh's 9-0 lead was far from safe, and it narrowed to 9-6 in the final quarter when Matt Blair blocked Bobby Walden's punt, and Terry Brown recovered in the end zone.

After that touchdown, Pittsburgh put the game on ice with a drive that began on its 34. The big play of the drive was a 30-yard toss from Bradshaw to Larry Brown, who later scored the final TD.

Soon after the ensuing kickoff, Pittsburgh's Mike Wagner intercepted a Tarkenton pass, and the Steelers held possession until the game was nearly over.

GAME SUMMARY

STEELERS	0	2	7	7	16
Vikings	0	0	0	6	6

TEAM	Q	PLAY	DRIVE	SCORE
PIT	2	Safety (White downed Tarkenton in end zone)	—	2-0
PIT	3	Harris 9 run (Gerela kick)	4-30, 1:24	9-0
MIN	4	Brown Recovered blocked punt (kick failed)	—	9-6
PIT	4	Brown 4 pass from Bradshaw (Gerela kick)	11-66, 6:47	16-6

TEAM STATISTICS


	Steelers	Vikings
First Downs	17 (11-5-1)	9 (2-5-2)
Third Downs	7-18	5-12
Fourth Downs	0-0 (0%)	0-0 (0%)
Total Net Yards	333	119
Plays-Avg.	73-4.6	47-2.5
Rushing Yards	249	17
Att.-Avg.	57-4.4	21-0.8
Passing Yards	84	102
Sacked by Opp.	2-12	0-0
Pass.-Att.-Comp.	14-9-0	26-11-3
Punts-Avg.	7-34.7	6-37.2
Penalties	8-122	4-18
Fumbles-Lost	4-2	3-2
Time of Poss.	30:36	29:24

INDIVIDUAL STATISTICS

RUSHING: Pit. - Harris 34-158, 1 TD; Bleier 17-65; Bradshaw 5-33; Swann 1-(-7). Min. - Foreman 12-18; Tarkenton 1-0; Osborn 8-(-1).

PASSING: Pit. - Bradshaw 14-9-0, 96, 1 TD. Min. - Tarkenton 26-11-3, 102.

RECEIVING: Pit. - Brown 3-49, 1 TD; Stallworth 3-24; Bleier 2-11; Lewis 1-12. Min. - Foreman 5-50; Voigt 2-31; Osborn 2-7; Gilliam 1-16; Reed 1-(-2-9).



The Steelers celebrate their safety against Vikings' quarterback Fran Tarkenton in Super Bowl IX.

Pittsburgh Steelers Playoff Summaries

Super Bowl X

Pittsburgh 21, Dallas 17

January 18, 1976

(80,197)

MIAMI — What were, at the time, the two most popular teams in the NFL met in Super Bowl X, and the contrast between their styles was as great as the hue of their jerseys.

The glitzy, white-clad Dallas Cowboys—"America's Team"—combined a high-tech offense and a state-of-the-art Flex Defense to put on a dazzling show each Sunday. They were easy to like, and for once, they even had something of an underdog aura, having reached the Super Bowl as a Wild Card team. The black-clad Pittsburgh Steelers, out to defend their Super Bowl victory of the year before, lived by a Steel-hard defense occasionally spelled by a grind-it-out running attack that would have been at home in the NFL of the 1930s.

The Cowboys struck first when Roger Staubach zeroed in on Drew Pearson for a 29-yard touchdown pass.

Before the end of the quarter, Pittsburgh evened the score on a seven-yard pass from Terry Bradshaw to tight end Randy Grossman. Setting up the score was a 32-yard pass to Lynn Swann, whose health was questionable because of a concussion he had suffered in the AFC Championship Game. Swann outleaped a Dallas defender, then magically kept both feet inside the sideline to make his catch.

Dallas reclaimed the lead at 10-7 only 15 seconds into the second quarter when Toni Fritsch booted a 36-yard field goal.

Later, Pittsburgh's Roy Gerela, playing at less than 100 percent because of a cracked rib he suffered making a tackle on the opening kickoff, shanked a field-goal try and Dallas went to the locker room with a 10-7 lead.

Defense continued to dominate in the scoreless third quarter. Pittsburgh sacked Staubach seven times during the game and forced him to scramble on numerous occasions. Moreover, they pressured him into an uncharacteristic 3 interceptions.

One of the interceptions set up another field-goal try by Gerela, but he pulled it left from 33 yards. Dallas safety Cliff Harris mockingly patted him on the helmet, only to be unceremoniously dumped on his hip pads by irate Pittsburgh linebacker Jack Lambert. The inspired Steelers dominated after that.

In the fourth quarter, Steelers reserve fullback Reggie Harrison blocked Mitch Hoopes's punt. The ball rolled through the end zone for a safety to cut the Cowboys' lead to 10-9. Gerela, who'd donned a corset to protect his ribs, regained his kicking touch with field goals of 36 and 18 yards to put the Steelers in front 15-10.

With 3:02 left in the game, Bradshaw lofted a long pass to game MVP Swann, who caught the ball at the five and took it over the goal line to complete a 64-yard lightning strike. Swann finished the day with 161 yards on four catches, a 40.3 average-per-catch. Gerela missed the extra point.

It took Staubach only 1:14 to get the touchdown back, completing a drive with a 34-yard bulls-eye to Percy Howard—the only pass Howard caught during his entire career.

Terry Hanratty replaced Bradshaw, still woozy from the hit suffered after his touchdown pass to Swann, but the Steelers were stalled on a fourth-and-9 at the Dallas 41 with almost a minute and a half to go. Coach Noll feared a blocked kick and called for a Rocky Bleier run that gained only 2 yards. Noll was gambling that his defense could stop the Cowboys.

Trailing only 21-17, Staubach had the ball back with more time than he usually needed to negotiate 61 yards. The Cowboys reached Pittsburgh's 38. With five seconds left, Staubach launched his final pass into the end zone. Steelers Mike Wagner batted the ball, which was caught by the Steelers, Glen Edwards and the Steelers had their second consecutive Super Bowl victory.

GAME SUMMARY

Cowboys	7	3	0	7	17
STEELERS	7	0	0	14	21

TEAM	Q	PLAY	SCORE
DAL	1	D. Pearson 29 pass from Staubach (Fritsch kick)	0-7
PIT	1	Grossman 7 pass from Bradshaw (Gerela kick)	7-7
DAL	2	Fritsch 36 FG	7-10
PIT	4	Safety, Harrison blocks kick	9-10
PIT	4	Gerela 36 FG	12-10
PIT	4	Gerela 18 FG	15-10
PIT	4	Swann 64 pass from Bradshaw (kick failed)	21-10
DAL	4	Howard 34 pass from Staubach (Fritsch kick)	21-17

TEAM STATISTICS

	Cowboys	Steelers
First Downs	14 (6-8-0)	13 (7-6-0)
Third Downs	4-15 (27%)	8-21 (38%)
Total Net Yards	270	339
Plays-Avg.	62-4.4	67-5.1
Rushing Yards	108	149
Att.-Avg.	31-3.5	46-3.2
Passing Yards	162	209
Pass.-Att.-Comp.	24-15-3	19-9-0
Punts-Avg.	7-35	4-39.8
Fumbles-Lost	4-0	4-0
Penalties-Yds.	2-20	0-0

INDIVIDUAL STATISTICS

RUSHING: Dal. - Newhouse 16-56; Staubach 5-22; Dennison 5-16; Pearson 5-14. Pit. - Harris 27-82; Bleier 15-51; Bradshaw 4-16.

PASSING: Dal. - Staubach 24-15-3 204, 2 TD. Pit. - Bradshaw 19-9-0 209, 2 TD.

RECEIVING: Dal. - P. Pearson 5-53; Young 3-31, 1 TD; D. Pearson 2-59, 1 TD; Newhouse 2-12; Howard 1-34, 1 TD; Fugett 1-9; Dennison 1-6. Pit. - Swann 4-161, 1 TD; Stallworth 2-8; Harris 1-26; Grossman 1-7, 1 TD; Brown 1-7.



Pittsburgh's "Steel Curtain" defense forced Cowboys' quarterback Roger Staubach into throwing three interceptions in the Steelers' Super Bowl X victory.

Pittsburgh Steelers Playoff Summaries

Super Bowl XIII
Pittsburgh 35, Dallas 31
January 21, 1979
(78,656)

MIAMI — This was more than just the first rematch in Super Bowl history: It re-staged what many still consider the most enjoyable and dramatic Super Bowl battle to that point. Opportunity—recognizing it and capitalizing on it—was the theme. Failure to embrace it would play a hand too. It was the Steelers, though, who managed a 35-31 victory.

Dallas had its chances. The Cowboys took a 14-7 lead in the second quarter when linebacker Mike Hegman simply took the ball away from Steelers quarterback Terry Bradshaw and ran 37 yards to score. But Bradshaw countered immediately with a 75-yard touchdown strike to John Stallworth.

In the third quarter, trailing 21-14, Dallas marched from its 42 to the Steelers' 10. On third-and-three, Cowboys quarterback Roger Staubach saw tight end Jackie Smith alone in the end zone. Smith slipped and fell reaching for Staubach's pass and Dallas settled for a 27-yard field goal.

Pittsburgh scored two touchdowns early in the fourth quarter—a 22-yard run by Franco Harris and an 18-yard pass from Bradshaw to Swann. Harris' score followed a pass-interference call against Dallas cornerback Benny Barnes, who was covering Swann. The mistake cost the Cowboys 33 yards. Dallas did score touchdowns with 2:27 and 22 seconds to play, on passes from Staubach to tight end Billy Joe Dupree and wide receiver Butch Johnson, but Pittsburgh held on to win, 35-31.

With the victory, the Steelers became the first team to win three Super Bowls. The two teams set a Super Bowl record for points scored.

GAME SUMMARY

STEELERS	7	14	0	14	35
Cowboys	7	7	3	14	31

TEAM	Q	PLAY	SCORE
PIT	1	Stallworth 28 pass from Bradshaw (Gerela kick)	7-0
DAL	1	Hill 39 pass from Staubach (Septien kick)	7-7
DAL	2	Hegman 37 fumble recovery return (Septian kick)	7-14
PIT	2	Stallworth 75 pass from Bradshaw (Gerela kick)	14-14
PIT	2	Bleier 7 pass from Bradshaw (Gerela kick)	21-14
DAL	3	Septien 27 FG	21-17
PIT	4	Harris 22 run (Gerela kick)	28-17
PIT	4	Swann 18 pass from Bradshaw (Gerela kick)	35-17
DAL	4	DuPree 7 pass from Staubach (Septien kick)	35-24
DAL	4	Johnson 4 pass from Staubach (Septien kick)	35-31

TEAM STATISTICS


	Steelers	Cowboys
First Downs	19 (2-15-2)	20 (6-13-1)
Third Downs	9-15 (60%)	9-16 (56%)
Total Net Yards	357	317
Plays-Avg.	58-6.2	67-4.7
Rushing Yards	66	141
Att.-Avg.	24-2.8	32-4.4
Passing Yards	291	176
Pass.-Att.-Comp.	30-17-1	30-17-1
Punts-Avg.	3-43.0	5-39.6
Fumbles-Lost	2-2	3-2
Penalties-Yds.	5-35	9-89

INDIVIDUAL STATISTICS

RUSHING: Pit. - Harris 20-68, 1 TD; Bleier 2-3; Bradshaw 2-(-5). Dal. - Dorsett 15-96; Newhouse 8-3; Pearson 1-(-13); Staubach 4-37; Pearson 1-6; Laidlaw 3-12.

PASSING: Pit. - Bradshaw 30-17-1, 318, 4 TD. Dal. - Staubach 30-17-1, 228, 3 TD.

RECEIVING: Pit. - Swann 7-154, 1 TD; Stallworth 3-115, 2 TDs; Grossman 3-29; Harris 1-22; Bleier 1-7, 1 TD; Bell 2-21. Dal. - Dorsett 5-44; D. Pearson 4-73; Hill 2-49, 1 TD; Johnson 2-30, 1 TD; Dupree 2-17, 1 TD; P. Pearson 2-15.



Steeler's quarterback Terry Bradshaw threw for 318 yards and four touchdowns in the 35-31 victory over Dallas in Super Bowl XIII.

Pittsburgh Steelers Playoff Summaries

Super Bowl XIV

Pittsburgh 31, Los Angeles 19
January 20, 1980
(103,985)

PASADENA, Calif. — There was a moment of heroism and self-sacrifice when an old warrior, Los Angeles Rams defensive end Jack Youngblood, announced his intention to play in his team's first Super Bowl despite a fractured leg.

There was a rush of "What if?" euphoria as the underdog Rams took a 19-17 lead into the fourth quarter.

And there was cold reality: Pittsburgh, a team with as much patience as talent, struck quickly and surely for two touchdowns in the fourth quarter and it was over. The 31-19 victory was the Steelers' fourth in the Super Bowl in only six seasons.

The signature image of Super Bowl XIV is of Steelers wide receiver John Stallworth at the Rams' 32, looking back over his head for a lofty Terry Bradshaw pass, catching it in stride just over the outstretched arms of Rams cornerback Rod Perry, and continuing into the end zone for a 73-yard touchdown.

The Steelers had taken the lead and then surrendered it in the third quarter. Bradshaw hit wide receiver Lynn Swann over the middle for a 47-yard score. The Rams came back with a 24-yard halfback pass from Lawrence McCutcheon to Ron Smith that made it 19-17 before Bradshaw-to-Stallworth put Pittsburgh ahead for good.

Los Angeles intercepted Bradshaw three times, but it was the Steelers' lone interception—by Jack Lambert—that punctuated the ending. With the score 24-19 and the Rams driving, Lambert intercepted a pass from quarterback Vince Ferragamo at the Pittsburgh 14.

For the second year in a row, Bradshaw was named the game's most valuable player after passing for 309 yards and 2 touchdowns.

GAME SUMMARY

Rams	7	6	6	0	19
STEELERS	3	7	7	14	31

TEAM	Q	PLAY	SCORE
PIT	1	Bahr 41 FG	3-0
LA	1	Bryant 1 run (Corral kick)	3-7
PIT	2	Harris 1 run (Bahr kick)	10-7
LA	2	Corral 31 FG	10-10
LA	2	Corral 45 FG	10-13
PIT	3	Swann 47 pass from Bradshaw (Bahr kick)	17-13
LA	3	Smith 24 pass from McCutcheon (kick failed)	17-19
PIT	4	Stallworth 73 pass from Bradshaw (Bahr kick)	24-19
PIT	4	Harris 1 run (Bahr kick)	31-19

TEAM STATISTICS


	Rams	Steelers
First Downs	16 (6-9-1)	19 (8-10-1)
Third Downs	6-16 (38%)	9-14 (64%)
Total Net Yards	301	393
Plays-Avg.	59-5.1	58-6.8
Rushing Yards	107	84
Att.-Avg.	29-3.7	37-2.3
Passing Yards	194	309
Pass.-Att.-Comp.	26-16-1	21-14-3
Punts-Avg.	5-44.0	2-42.5
Fumbles-Lost	0-0	0-0
Penalties-Yds.	2-26	6-65

INDIVIDUAL STATISTICS

RUSHING: L.A. — Tyler 17-60; Bryant 6-30, 1 TD; McCutcheon 5-10; Ferragamo 1-7. **Pit.** — Harris 20-46, 2 TD; Bleier 10-25; Bradshaw 3-9; Thornton 4-4.

PASSING: L.A. — Ferragamo 25-15-1, 212; McCutcheon 1-1-0, 24, 1 TD. **Pit.** — Bradshaw 21-14-3, 309, 2 TD.

RECEIVING: L.A. — Waddy 3-75; Bryant 3-21; Tyler 3-20; Dennard 2-32; Nelson 2-20; Hill 1-28; Smith 1-24, 1 TD; McCutcheon 1-16. **Pit.** — Swann 5-79, 1 TD; Stallworth 3-121, 1 TD; Harris 3-66; Cunningham 2-21; Thornton 1-22.



Steelers' running back Franco Harris ran for two touchdowns, including the game's final score, as Pittsburgh recorded a 31-19 win over the Los Angeles Rams in Super Bowl XIV.

Pittsburgh Steelers Playoff Summaries

Super Bowl XXX

Dallas 27, Pittsburgh 17

January 28, 1996

(76,347)

TEMPE, Ariz. — After producing 10 lopsided outcomes in its last 12 editions, the Super Bowl was due for some drama. Pittsburgh was up to the task and made a game of it, but the game turned on two interceptions by the game's Most Valuable Player, Dallas cornerback Larry Brown as the Steelers fell to the Cowboys, 27-17.

The first of Brown's interceptions came midway through the third quarter. No Steelers receiver was within 10 yards when Brown accepted Neil O'Donnell's misfired pass at the Cowboys' 38 and returned it 44 yards to the Steelers' 18. Troy Aikman's pass to Michael Irvin took Dallas to the one, and Emmitt Smith scored to give the Cowboys a 20-7 lead.

The Steelers made it 20-10 with Norm Johnson's 46-yard field goal, and then recovered an onside kick. They reduced the gap to 20-17 when Bam Morris scored from the one with 6:36 to play. With 4:15 left, Pittsburgh had the ball again at its 32 after forcing Dallas to punt.

Two plays later, Brown intercepted O'Donnell at the Steelers' 39 and returned it to the six. Smith scored from the four two plays later, and the Cowboys had locked up their record-tying fifth Super Bowl. The Steelers never led, and Dallas scored on its first three possessions—a three-yard pass from Aikman to tight end Jay Novacek and two field goals by Chris Boniol—for a 13-0 lead. Shortly before halftime, the Steelers made it 13-7 when O'Donnell threw a six-yard touchdown pass to Yancey Thigpen.

The statistical irony of the day was that O'Donnell entered the game as the NFL's career leader in fewest interceptions per pass attempt. On the game's final play, he was intercepted for the third time.

GAME SUMMARY

Cowboys	10	3	7	7	27
STEELERS	0	7	0	10	17

TEAM	Q	PLAY	DRIVE	SCORE
DAL	1	Boniol 42 FG	7-47, 2:55	0-3
DAL	1	Novacek 3 pass from Aikman (Boniol kick)	8-75, 4:35	0-10
DAL	2	Boniol 35 FG	14-62, 8:44	0-13
PIT	2	Thigpen 6 pass from O'Donnell	13-54, 3:39	7-13
DAL	3	Smith 1 run (Boniol kick)	2-18, 0:36	7-20
PIT	4	Johnson 46 FG	11-52, 4:13	10-20
PIT	4	Morris 1 run (Johnson kick)	9-52, 4:44	17-20
DAL	4	Smith 4 run (Boniol kick)	2-6, 0:18	17-27

TEAM STATISTICS


	Cowboys	Steelers
First Downs	15 (5-10-0)	25 (9-15-1)
Third Downs	2-10 (20%)	9-19 (47%)
Total Net Yards	254	310
Plays-Avg.	50-5.1	84-3.7
Rushing Yards	56	103
Att.-Avg.	25-2.2	31-3.3
Passing Yards	198	207
Pass.-Att.-Comp.	23-15-0	49-28-3
Punts-Avg.	5-38.2	4-44.8
Fumbles-Lost	0-0	2-0
Penalties-Yds.	5-25	2-15

INDIVIDUAL STATISTICS

RUSHING: Dal. — Smith 18-49, 2 TD; Johnston 2-8; Williams 1-2; Aikman 4-(-3). Pit. — Morris 19-73, 1 TD; Pegram 6-15; Stewart 4-15; O'Donnell 1-0; Williams 1-0.

PASSING: Dal. — Aikman 23-15-0, 209, 1 TD. Pit. — O'Donnell 49-28-3, 239, 1 TD.

RECEIVING: Dal. — Irvin 5-76; Novacek 5-50; Williams 2-29; Sanders 1-47; Johnston 1-4; Smith 1-3. Pit. — Hastings 10-98; Mills 8-78; Thigpen 3-19, 1 TD; Morris 3-18; Holliday 2-19; Williams 2-7.



Pittsburgh's defense limited Dallas to just 56 rushing yards in their Super Bowl XXX matchup.

Pittsburgh Steelers Playoff Summaries

Super Bowl XL

Pittsburgh 21, Seattle 10

Feb. 5, 2006

Ford Field (68,206)

DETROIT — Pittsburgh won its fifth Super Bowl title and its first in 26 years as it captured a 21-10 victory over the Seattle Seahawks at Ford Field. The Steelers' fifth title matched the most in NFL history, tying the San Francisco 49ers and Dallas Cowboys.

Backed by predominantly a Pittsburgh crowd, the Steelers were led by Super Bowl MVP Hines Ward, who finished with a game-high 123 receiving yards on five catches (24.6 avg.) with one touchdown.

Pittsburgh struggled offensively in the first quarter as it did not gain a single first down, but found itself down only 3-0 after Seattle's Josh Brown booted a 47-yard field goal with 22 seconds remaining in the opening period.

The Steelers' offense came to life briefly on their first drive of the second quarter, including a 18-yard end-around run by Ward, but it was stalled as QB Ben Roethlisberger was picked off by the Seahawks' S Michael Boulware.

However, Pittsburgh's defense, which gave up just three points in both of its two previous games in the first half, continued to buckle down and halt any Seattle chances of extending its lead.

The Steelers finally got on the board late in the second quarter as Roethlisberger followed a block by RB Jerome Bettis and dove into the end zone for a one-yard touchdown run, giving Pittsburgh a 7-3 halftime lead. It was his second postseason rushing touchdown and the first-ever by a Steelers' quarterback in a Super Bowl.

Pittsburgh came out of halftime and stretched its lead to 14-3 on the second play of the half as RB Willie Parker darted 75 yards for a score, just 22 seconds into the third quarter. The 75-yard run was the longest in Super Bowl history, surpassing L.A. Raider Marcus Allen's 74-yard run against Washington in Super Bowl XVIII.

After a missed field goal by Brown on Seattle's first drive of the second half, the Steelers appeared on the verge of breaking the game open as they drove down to the Seahawks' seven-yard line on the ensuing drive. However, Roethlisberger threw an interception at the four-yard line to Kelly Herndon, which he returned 76 yards to the Pittsburgh 20. Three plays later Seattle scored on a 16-yard pass from QB Matt Hasselbeck to TE Jerramy Stephens to cut the lead to 14-10.

The Seahawks had an opportunity to take the lead early in the fourth quarter before Hasselbeck was picked off by CB Ike Taylor at the Steelers' five-yard line. Taylor finished with a team-best seven tackles.

Pittsburgh all but sealed the game four plays later on a gadget play, which became a part of the Steelers' arsenal throughout the season. WR Antwaan Randle El took a reverse handoff from Parker and threw a 43-yard strike to Ward, pushing the Pittsburgh lead to 21-10 with just under nine minutes remaining in the game. Randle El became the first wide receiver in Super Bowl history to throw for a touchdown.

The Steelers' defense clamped down on the final two Seattle possessions while the offense milked the clock for over four minutes in the final minutes of the game to post the victory.

Roethlisberger became the youngest starting quarterback to win a Super Bowl and finished 9-of-21 for 123 yards. Parker finished with a team-high 93 yards on 10 carries, while Bettis added 43 yards on 14 rushes.

Pittsburgh's defense racked up three sacks, including one each from CB Deshea Townsend, LB Clark Haggans and NT Casey Hampton.

GAME SUMMARY

Seahawks	3	0	7	0	10
STEELERS	0	7	7	7	21

TEAM	Q	TIME	PLAY	DRIVE	SCORE
SEA	1	0:22	Brown 47 FG	7-22; 3:39	0-3
PIT	2	1:55	Roethlisberger 1 run (Reed kick)	11-59; 6:20	7-3
PIT	3	14:38	Parker 75 run (Reed kick)	2-75; 0:22	14-3
SEA	3	6:45	Stevens 16 pass from Hasselbeck (Brown kick)	3-20; 0:53	14-10
PIT	4	8:56	Ward 43 pass from Randle El (Reed kick)	4-56; 1:50	21-10

TEAM STATISTICS


	Seahawks	Steelers
1st Downs	20 (5-15-0)	14 (6-8-0)
3rd Downs	5-17 (29%)	8-15 (53%)
4th Downs	1-2 (50%)	0-0 (0%)
Total Net Yards	396	339
Plays-Avg.	77-5.1	56-6.1
Rushing Yards	137	181
Rush Att.-Avg.	25-5.5	33-5.5
Passing Yards	259	158
Sacks	1-8	3-14
Att.-Comp.-Int.	49-26-1	22-10-2
Punts-Avg.	6-50.2	6-48.7
Penalties	7-70	3-20
Fumbles-Lost	0-0	0-0
Time of Poss.	33:02	26:58

INDIVIDUAL STATISTICS

RUSHING: Sea. — Alexander 20-95; Hasselbeck 3-35; Strong 2-7. Pit. — Parker 10-93, 1 TD; Bettis 14-43; Roethlisberger 7-25, 1 TD; Ward 1-18; Haynes 1-2.

PASSING: Sea. — Hasselbeck 49-26-1, 273, 1 TD. Pit. — Roethlisberger 21-9-2, 123, 0 TDs; Randle El 1-1-0, 43, 1 TD.

RECEIVING: Sea. — Ingram 6-70; Jurevicius 5-93; Jackson 5-50; Stevens 3-25, 1 TD; Strong 2-15; Hannam 2-12; Alexander 2-2; Morris 1-6. Pit. — Ward 5-123, 1 TD; Randle El 3-22; Wilson 1-20; Parker 1-1.



Pittsburgh's **Deshea Townsend** had one of three sacks in the Steelers' 21-10 victory over the Seattle Seahawks in Super Bowl XL.

Pittsburgh Steelers Playoff Summaries

Super Bowl XLIII

Pittsburgh 27, Arizona 23

Feb. 1, 2009

Raymond James Stadium (70,774)

TAMPA — Trailing by three points with only 2:30 left in the fourth quarter, QB Ben Roethlisberger led the Steelers on an eight-play, 78-yard scoring drive, punctuated by a six-yard touchdown pass to WR Santonio Holmes to clinch the Steelers' NFL record sixth Lombardi Trophy with a 27-23 victory over the Arizona Cardinals in Super Bowl XLIII.

Pittsburgh, which led most of the evening, struck first after Arizona deferred the opening kick. Roethlisberger and WR Hines Ward connected for a 38-yard gain on the Steelers' second play from scrimmage, setting up an eventual 18-yard field goal by K Jeff Reed to make it 3-0.

RB Gary Russell increased that lead to double digits, 10-0, when he plunged in from one-yard out early in the second quarter. Arizona quickly answered that score as QB Kurt Warner hit TE Ben Patrick in the back of the end zone on a one-yard scoring strike to cut the Pittsburgh lead to 10-7.

Arizona appeared as though they were going to take their first lead as the first half was set to expire, but LB James Harrison swung momentum back into Pittsburgh's favor by intercepting Warner at the goal-line, racing 100 yards behind several outstanding blocks by his teammates, and diving into the end zone with two Cardinals on his back for the longest play in Super Bowl history, and a 17-7 Steelers advantage at the half.

A 21-yard field goal by Reed capped a 16-play, 79-yard drive which took 8:39 off the third quarter clock, upping the Steelers' lead to 20-7.

Arizona got back onto the scoreboard midway through the fourth quarter as Warner tossed another one-yard score, this time to WR Larry Fitzgerald, cutting the Steelers' lead to 20-14. A costly holding penalty in the end zone against Steelers' C Justin Hartwig gave the Cardinals a safety, further decreasing the Steelers' advantage to 20-16.

On the second play following the ensuing free kick, Warner found Fitzgerald on a 64-yard scoring strike through the middle of the Steelers' defense to give Arizona its first lead of the night, 23-20.

Roethlisberger and the Steelers were down, but not out. Backed up to their own 12-yard line following a holding call, Roethlisberger promptly completed four-of-six passes, three to Holmes, including a 40-yarder that moved the ball to the Arizona six. On second-and-goal, Roethlisberger scrambled to his right and threaded a perfect pass through three defenders, where Holmes kept his toes in bounds for a six-yard touchdown reception and a 27-23 Steelers' lead with 42 seconds remaining.

Arizona had one more chance, but LB LaMarr Woodley sacked Warner, forcing a fumble recovered by DE Brett Keisel, and the Steelers had their second championship in four seasons.

Holmes was named the game's MVP after catching nine passes for 131 yards (14.6 avg.) and the game-winning touchdown reception. He caught four passes for 73 yards on the winning drive. Roethlisberger finished 21-of-30 for 256 yards with one touchdown and one interception for a passer rating of 93.2. TE Heath Miller caught five passes for 57 yards (11.4 avg.).

Defensively, Woodley recorded both Steelers' sacks, giving him two sacks in each of his four postseason games, an NFL record.

GAME SUMMARY

STEELERS	3	14	3	7	27
Cardinals	0	7	0	16	23

TEAM	Q	TIME	PLAY	DRIVE	SCORE
PIT	1	9:45	Reed 18 FG	9-71; 5:15	3-0
PIT	2	14:01	Russell 1 run (Reed kick)	11-69; 7:12	10-0
ARI	2	8:34	Patrick 1 pass from Warner (Rackers kick)	9-83; 5:27	10-7
PIT	2	0:00	Harrison 100 interception return (Reed kick)	—; —	17-7
PIT	3	2:11	Reed 21 FG	16-79; 8:39	20-7
ARI	4	7:33	Fitzgerald 1 pass from Warner (Rackers kick)	8-87; 3:57	20-14
ARI	4	2:58	Safety (Hartwig Holding in End Zone)	—; —	20-16
ARI	4	2:37	Fitzgerald 64 pass from Warner (Rackers kick)	2-64; 0:21	20-23
PIT	4	0:35	Holmes 6 pass from Roethlisberger (Reed kick)	8-78; 2:02	27-23

TEAM STATISTICS

	Steelers	Cardinals
1st Downs	20 (4-12-4)	23 (2-20-1)
3rd Downs	4-10 (40%)	3-8 (38%)
4th Downs	0-0 (0%)	0-0 (0%)
Total Net Yards	292	407
Plays-Avg.	58-5.0	57-7.1
Rushing Yards	58	33
Rush Att.-Avg.	26-2.2	12-2.8
Passing Yards	234	374
Sacks	2-3	2-22
Att.-Comp.-Int.	30-21-1	43-31-1
Punts-Avg.	3-46.3	5-36.0
Penalties	7-56	11-106
Fumbles-Lost	0-0	2-1
Time of Poss.	33:01	26:59

INDIVIDUAL STATISTICS

RUSHING: Pit. — Parker 19-53; Moore 1-6; Roethlisberger 4-2; Russell 2-(-3), 1 TD. Ari. — James 9-33; Warner 1-0; Hightower 1-0; Arrington 1-0.

PASSING: Pit. — Roethlisberger 30-21-1, 256, 1 TD. Ari. — Warner 43-31-1, 377, 3 TDs.

RECEIVING: Pit. — Holmes 9-131, 1 TD; Miller 5-57; Ward 2-43; Washington 1-11; Davis 1-6; Spaeth 1-6; Moore 1-4; Parker 1-(-2). Ari. — Boldin 8-84; Fitzgerald 7-127, 2 TDs; Breaston 6-71; James 4-28; Arrington 2-35; Hightower 2-13; Urban 1-18; Patrick 1-1, 1 TD.



WR Santonio Holmes catches the game-winning six-yard touchdown pass from **QB Ben Roethlisberger** to seal the Steelers' victory in Super Bowl XLIII.

Pittsburgh Steelers Playoff Summaries

Super Bowl XLV

Green Bay 31, Pittsburgh 25

Feb. 6, 2011

Cowboys Stadium (103,219)

ARLINGTON, Texas — The Steelers could not overcome an early 18-point deficit and fell short in their quest for their seventh Super Bowl victory, losing to the Green Bay Packers 31-25 in Super Bowl XLV.

The Packers struck first when QB Aaron Rodgers found WR Jordy Nelson for a 29-yard touchdown pass late in the first quarter to give Green Bay the 7-0 lead. Only 24 seconds later, Steelers' QB Ben Roethlisberger was picked off by S Nick Collins, who returned it 37 yards for a touchdown to give the Packers a 14-0 lead at the end of the first quarter.

The Steelers got on the board early in the second quarter when K Shaun Suisham connected from 33 yards to cut the Packers' lead to 14-3. On the Steelers' next possession, Roethlisberger was picked off again. On the Packers' ensuing drive, Rodgers found WR Greg Jennings for a 21-yard touchdown to put Green Bay ahead 21-3.

The Steelers though would cut the lead to 21-10 when WR Hines Ward caught an eight-yard touchdown pass from Roethlisberger late in the first half. Ward finished the game with seven catches for 78 yards and one touchdown.

Pittsburgh cut the lead to 21-17 in the third quarter when RB Rashard Mendenhall scored from eight yards. Mendenhall finished with a game-high 63 yards rushing and one touchdown.

The Steelers' defense forced the Packers to punt on every third-quarter possession, and the offense looked to take the lead. However, on the first play of the fourth quarter, Mendenhall fumbled, the Packers marched down the field, and Rodgers found Jennings again, this time for an eight-yard score, increasing their lead to 28-17.

The Steelers, however, responded on their ensuing possession as Roethlisberger found WR Mike Wallace for a 25-yard touchdown pass, and with a two-point conversion, the Steelers were only down 28-25.

On the Packers' next drive, K Mason Crosby connected from 23 yards out to give Green Bay a six-point lead. The Steelers still had time, taking over with two minutes left in the game, but they failed to convert a fourth-and-five from their own 33-yard line.

GAME SUMMARY

STEELERS	0	10	7	8	25
Packers	14	7	0	10	31

TEAM	Q	TIME	PLAY	DRIVE	SCORE
GB	1	3:44	Nelson 29 pass from Rodgers (Crosby kick)	9-80; 4:33	0-7
GB	1	3:20	Collins 37 interception return (Crosby kick)	—; —	0-14
PIT	2	11:08	Suisham 33 FG	13-49; 7:12	3-14
GB	2	2:24	Jennings 21 pass from Rodgers (Crosby kick)	4-53; 2:04	3-21
PIT	2	0:39	Ward 8 pass from Roethlisberger (Suisham kick)	7-77; 1:45	10-21
PIT	3	10:19	Mendenhall 8 run (Suisham kick)	5-50; 2:20	17-21
GB	4	11:57	Jennings 8 pass from Rodgers (Crosby kick)	8-55; 2:53	17-28
PIT	4	7:34	Wallace 25 pass from Roethlisberger (Suisham kick)	7-66; 4:23	25-28
GB	4	2:07	Crosby 23 FG	10-70; 5:27	25-31

TEAM STATISTICS

	Steelers	Packers
1st Downs	19 (8-11-0)	15 (4-11-0)
3rd Downs	7-13 (54%)	6-13 (46%)
4th Downs	0-1 (0%)	0-0 (0%)
Total Net Yards	387	338
Plays-Avg.	64-6.0	55-6.1
Rushing Yards	126	50
Rush Att.-Avg.	23-5.5	13-3.8
Passing Yards	261	288
Att.-Comp.-Int.	40-25-2	39-24-0
Sacks By	3-16	1-2
Punts-Avg.	3-51.0	6-40.5
Penalties	6-55	7-67
Fumbles-Lost	1-1	1-0
Time of Poss.	33:25	26:35

INDIVIDUAL STATISTICS

RUSHING: Pit. — Mendenhall 14-63, 1 TD; Roethlisberger 4-31; Redman 2-19; Moore 3-13. G.B. — Starks 11-52; Rodgers 2-(-1).

PASSING: Pit. — Roethlisberger 40-25-2, 263, 2 TDs. G.B. — Rodgers 39-24-0, 304, 3 TDs.

RECEIVING: Pit. — Wallace 9-89, 1 TD; Ward 7-78, 1 TD; Randle El 2-50; Sanders 2-17; Miller 2-12; Spaeth 1-9; Mendenhall 1-7; Brown 1-1. G.B. — Nelson 9-140, 1 TD; Jones 5-50; Jennings 4-64, 2 TDs; Driver 2-28; Jackson 1-14; Quarless 1-5; Hall 1-2; Crabtree 101.



WR Mike Wallace finished with nine catches for 89 yards and a touchdown in Super Bowl XLV.